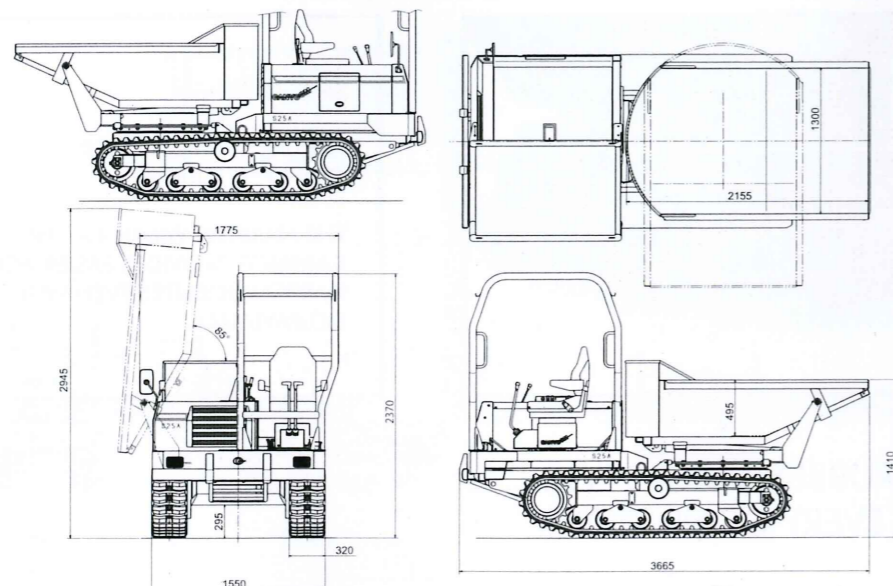


B4DP

TDP


Max. Payload Capacity	24,5 kN / 2500 kg	24,5 kN / 2500 kg
LxWxH in mm	3665 x 1775 x 2370	3295 x 1775 x 2370
Bed Inner LxWxH in mm	2155 x 1300 x 495	1685 x 1420 x 370
Bed Floor Height	910 mm	770 mm
Engine	Kubota V2203	Kubota V2203
Max. Output	34,1 kW / 46,4 HP	34,1 kW / 46,4 HP
Max. Torque	140,3 Nm / 2200 RPM	140,3 Nm / 2200 RPM
Engine Start	Electro	Electro
Transmission	Sauer Danfoss HST	Sauer Danfoss HST
Transmission Position	Rear assembled	Rear assembled
Number of Gears / Forward	HST 0,0 - 11,0 km/h	HST 0,0 - 11,0 km/h
Number of Gears / Reverse	HST 0,0 - 11,0 km/h	HST 0,0 - 11,0 km/h
Min. Ground Clearance	295 mm	295 mm
Brake	Hydraulic	Hydraulic
Steering Mechanism	2 pump, 2 motor	2 pump, 2 motor
Rubber Track Width	320 mm	320 mm
Tread	1230 mm	1230 mm
Track Ground Contact	1960 mm	1960 mm
Bucket Size (normal/heaped)	1,03 / 1,4 m ³	0,89 / 1,26 m ³
Ground Pressure (unload)	0,19 kgf / cm ²	0,17 kgf / cm ²
Ground Pressure (load)	0,39 kgf / cm ²	0,38 kgf / cm ²
Swivel Bucket 180°	6,0 sec.	-
Dumping Speed (up/down)	7,4 / 5,3 sec.	4,0 / 3,0 sec.
Dumping System	Hydraulic - Gearpump	Hydraulic - Gearpump
Dumping Direction	180° pivoting dump	-
Dumping Angle	90°	90°
Gradeability (unload/load)	30° / 20°	30° / 20°
Min. Turning Radius	2000 mm	2000 mm
Machine Weight	2430 kg	2230 kg




S 25A



powered by



TURNTABLE WORKS WITH 2 HYDRAULIC CYLINDERS



HYDROMOTOR