

# **PARTS MANUAL**

# 00. MAINTENANCE

## FILTERS KIT



**KUBOTA ENGINE  
ALL COUNTRIES**

FIGURE	REFERENCE	DENOMINATION	AMOUNT
001	KF.30000RE00	C 400/500 H x2/x4 FILTERS KIT	1
001.1	KU1C02032430	OIL FILTER, CARTRIDGE	1
001.2	MN000024	FUEL FILTER, CARTRIDGE	1
001.3	MN000017	PRE-FILTER, FUEL (200h+50h)	1
001.4	46.02311.00	MAIN FILTER ELEMENT	1
001.5	46.02312.00	SECURITY FILTER ELEMENT	1
001.6	46.10047.00	OIL FILTER 180 L	1
001.7	60.20100.00	FILTER ELEMENT	1

## 01.OPTION/DEUTZ (USA-EU) FILTER KIT



DEUTZ  
ENGINE

FIGURE	REFERENCE	DENOMINATION	AMOUNT
001.1	DI01174416	SPIN-ON OIL FILTER	2
001.2	DI04131596	FUEL FILTER CARTRIDGE	1
001.3	DI04130241	FUEL FILTER	1
001.4	60.20101.00	COMPLETE OIL FILTER	2
001.5	46.10047.00	OIL FILTER 180 L	1
001.6	46.02311.00	MAIN FILTER ELEMENT	2
001.7	46.02312.00	SECURITY FILTER ELEMENT	1
001.8	DI01180913	NARROW V-BELT	1
001.9	DI04123559	V-BELT	1

## 02. ENGINE

### KUBOTA V3600-T (PART 1)

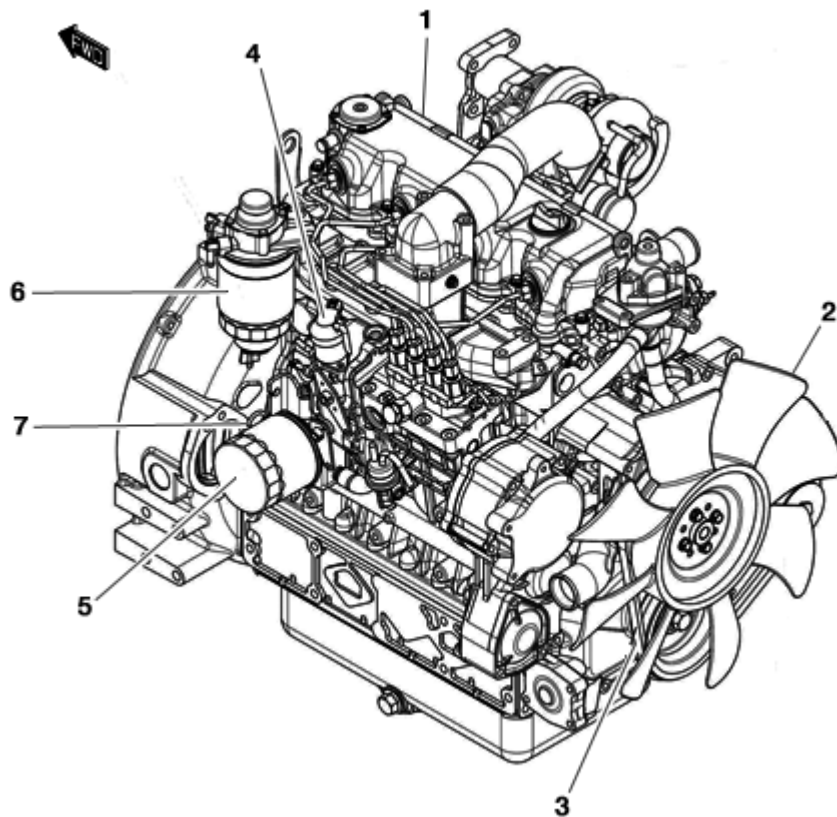


FIGURE	REFERENCE	DENOMINATION	AMOUNT
001	64.02110.01	KUBOTA DIESEL ENGINE 65KW V3300-T	1
002	30.02120.00	FAN	1
003	KU1K01197010	BELT, V	1
004	KU1C01060014	SOLENOID, STOP	1
005	KU1C02032430	OIL FILTER, CARTRIDGE	1
006	MN000024	FUEL FILTER, CARTRIDGE	1
007	KU1C01036412	GAUGE, OIL	1

## 02. ENGINE

### KUBOTA V3600-T (PART 1)

CHASSIS: 60884

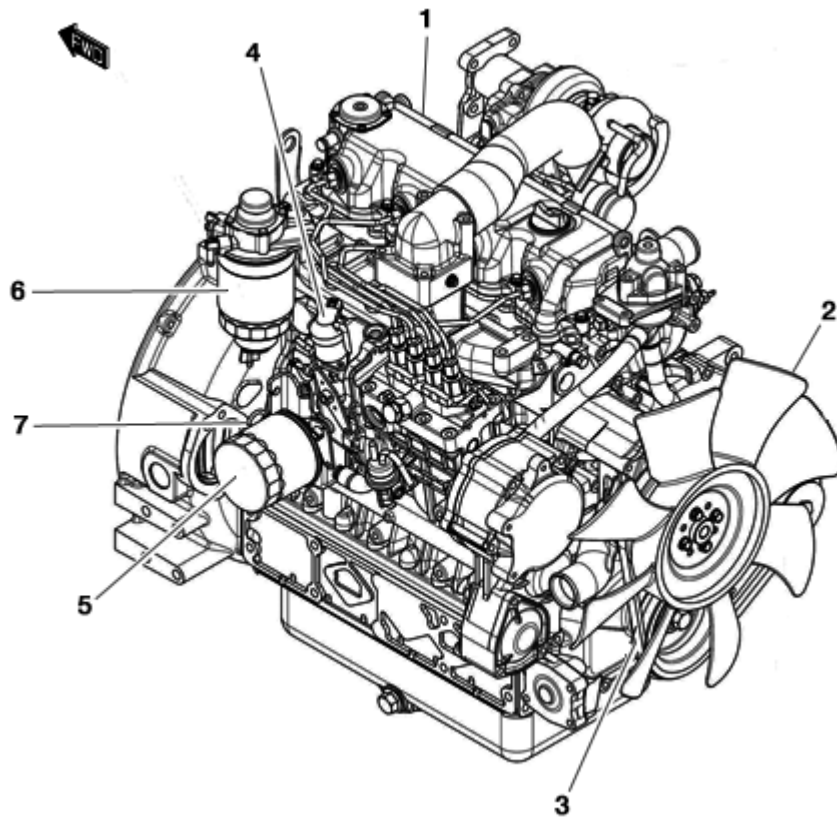


FIGURE	REFERENCE	DENOMINATION	AMOUNT
001	30.02100.02	DIESEL ENGINE 63KW KUBOTA V3600-T-E3B FLEX	1
002	30.02120.00	FAN	1
003	KU1K01197010	BELT, V	1
004	KU1C01060014	SOLENOID, STOP	1
005	KU1C02032430	OIL FILTER, CARTRIDGE	1
006	MN000024	FUEL FILTER, CARTRIDGE	1
007	KU1C01036412	GAUGE, OIL	1

## 02. ENGINE

### KUBOTA V3600-T (PART 1)

CHASSIS: 66379

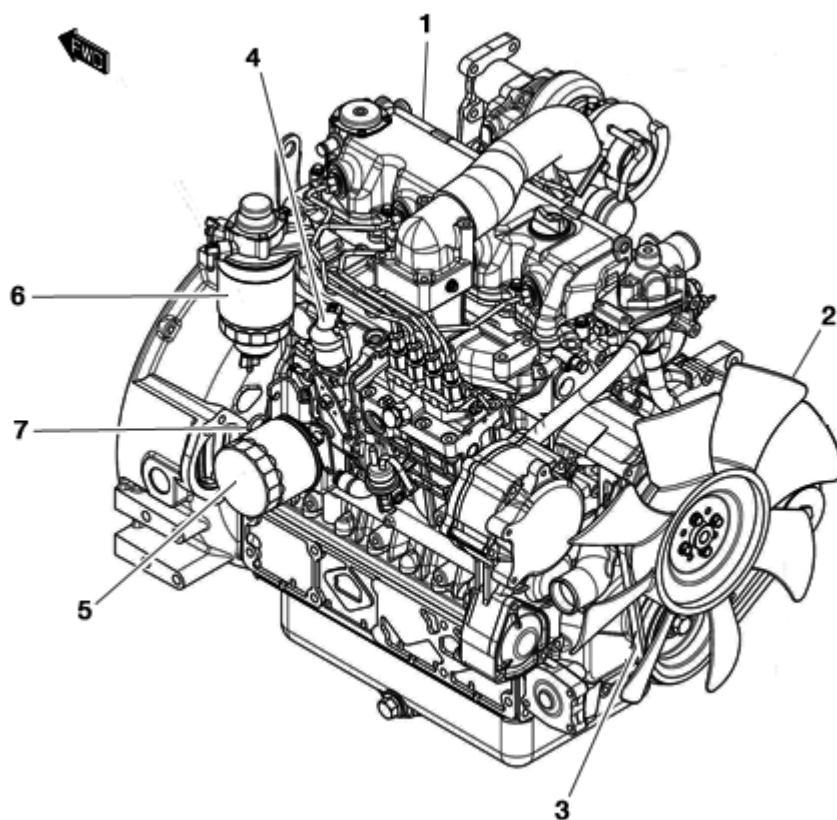


FIGURE	REFERENCE	DENOMINATION	AMOUNT
001	30.02100.02	DIESEL ENGINE 63KW KUBOTA V3600-T-E3B FLEX	1
002	30.02120.01	D430X8 BLOWER FAN	1
003	KU1K01197010	BELT, V	1
004	KU1C01060014	SOLENOID, STOP	1
005	KU1C02032430	OIL FILTER, CARTRIDGE	1
006	MN000024	FUEL FILTER, CARTRIDGE	1
007	KU1C01036412	GAUGE, OIL	1

# 01.OPTION/DEUTZ (USA-EU) ENGINE I-DEUTZ ENGINE

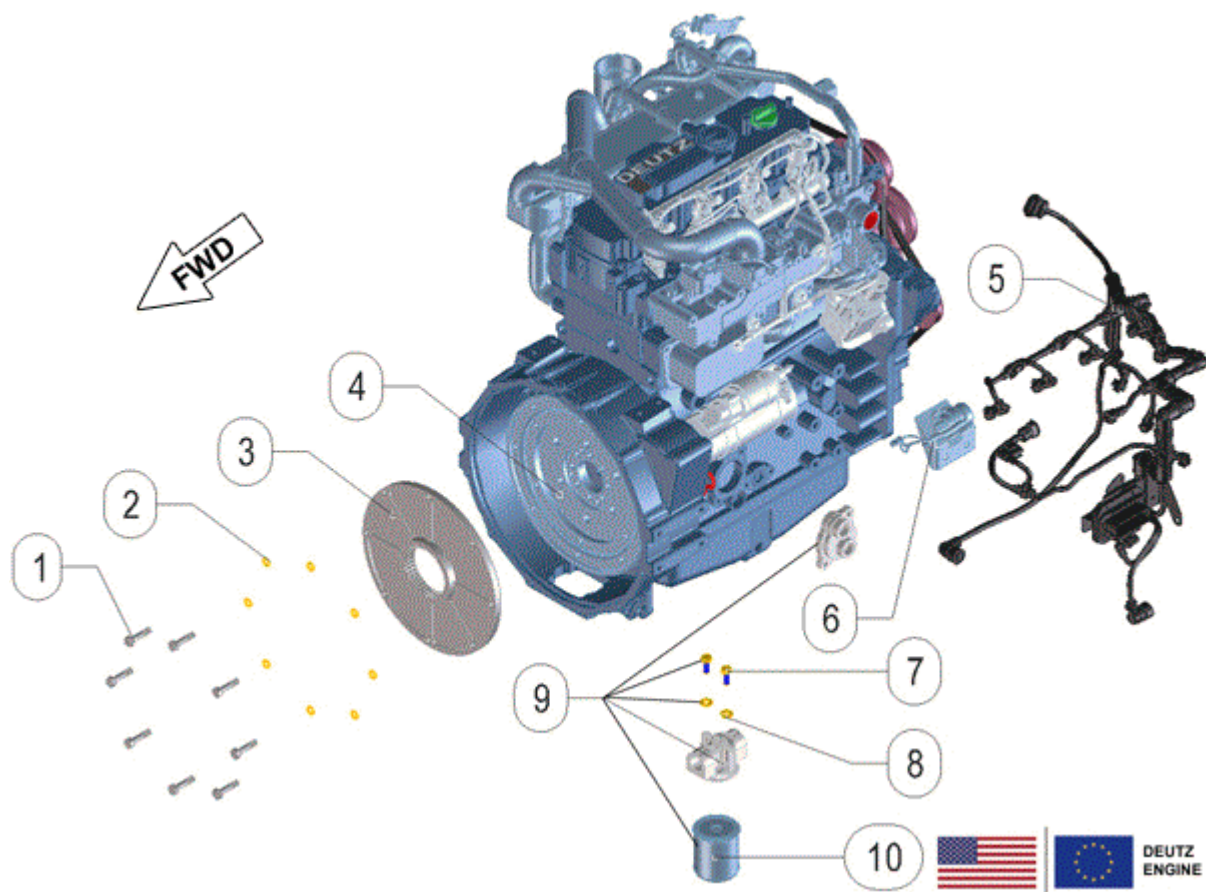


FIGURE	REFERENCE	DENOMINATION	AMOUNT
001	604.10030.86	SCREW DIN931	8
002	104.10000.00	WASHER DIN7980 D10	8
003	57.02091.01	COUPLING Z47	1
004	64.02011.00	DIESEL MOTOR DEUTZ TD 3.6 L4	1
005	64.11033.00	SECTION I/E MOTOR DEUTZ TD3.6 T4	1
006	64.11034.00	SECTION I/E DEUTZ TD36T4 STARTER	1
007	603.10025.86	SCREW DIN933 M10x25	2
008	101.10000.66	WASHER DIN125 D10	2
009	30.02201.00	SET FILTER REM. DEUTZ TD3.6	1
010	DI01174416	SPIN-ON OIL FILTER	1

## 02. ENGINE

### KUBOTA V3600-T (PART 2)

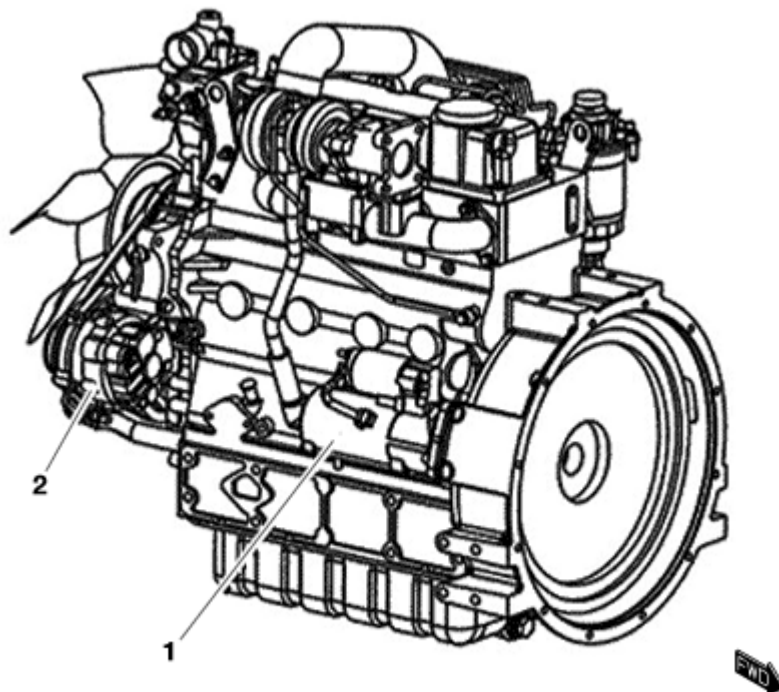


FIGURE	REFERENCE	DENOMINATION	AMOUNT
001	KU1C01063010	STARTER ASSY	1
002	KU1C01164010	ASSY DYNAMO 12V 60A	1



## 02. ENGINE

### KUBOTA V3600-T (PART 2)

CHASSIS: 60887

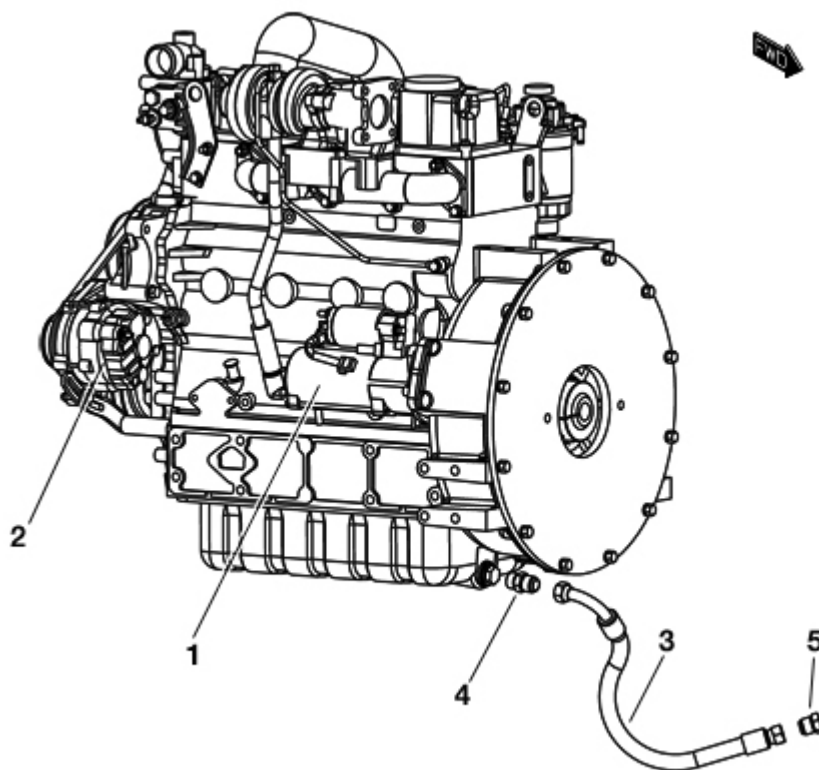


FIGURE	REFERENCE	DENOMINATION	AMOUNT
001	KU1C01063010	STARTER ASSY	1
002	KU1C01164010	ASSY DYNAMO 12V 60A	1
003	30.10380.00	TUBE R1T1/2 550 TL-C90TL7/8J	1
004	64.10328.00	RACORD M/M 7/8SAE-M22X1.5	1
005	64.10329.00	CAP 7/8SAE	1

**01.OPTION/DEUTZ (USA-EU)  
ENGINE II-DEUTZ ENGINE**

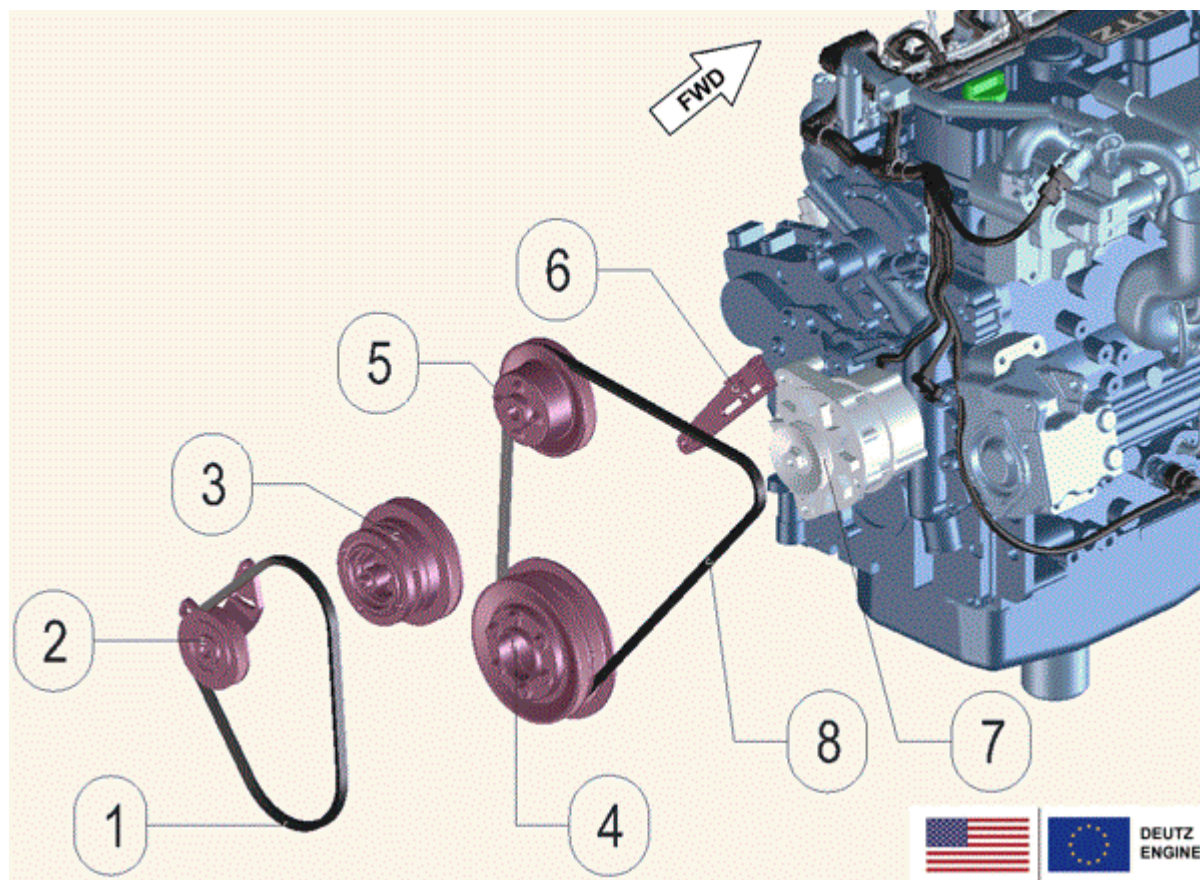


FIGURE	REFERENCE	DENOMINATION	AMOUNT
001	DI01180913	NARROW V-BELT	1
002	DI04124398	TENSIONING PULLEY	1
005	DI04124485	V-GROOVED PULLEY	1
006	DI04124703	CLAMPING STRAP	1
007	DI04123605	GENERATOR	1
008	DI04123559	V-BELT	1

## 02. ENGINE PUMP COUPLING

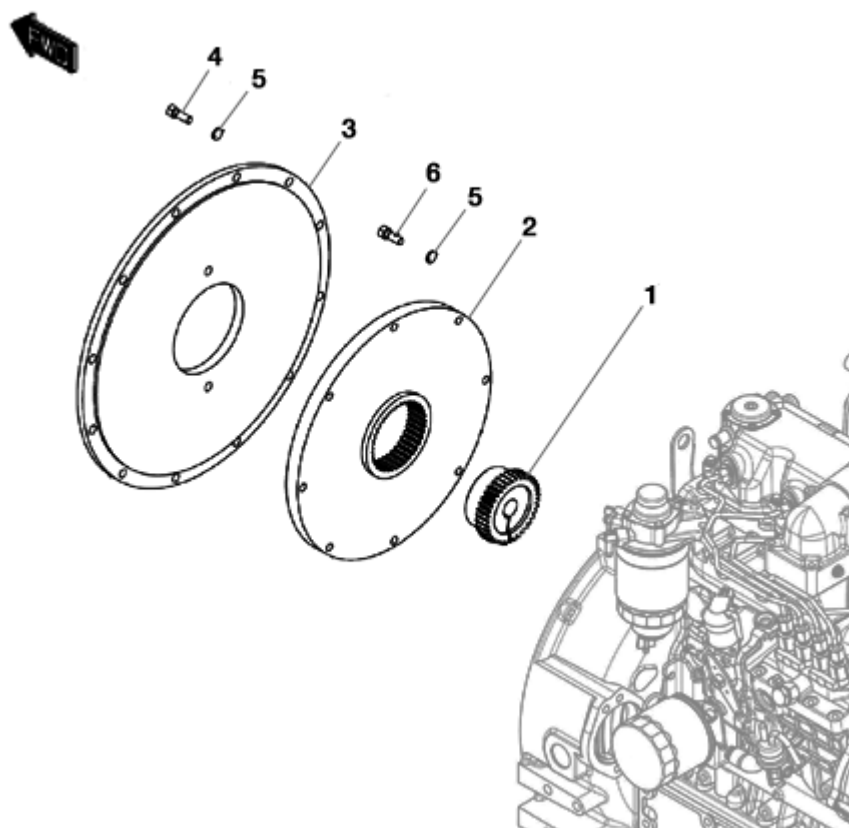


FIGURE	REFERENCE	DENOMINATION	AMOUNT
001	65.03216.00	COUPLING	1
002	57.02091.00	COUPLING Z38	1
003	57.02090.00	COUPLING	1
004	607.10025.90	BOLT DIN933 3/8 25	12
005	104.14000.00	CIR-CLIP EXT. DIN7980	20
006	627.10035.86	BOLT DIN931 WHITWORTH 3/8	8

**02. ENGINE**  
**PUMP COUPLING**  
 CHASSIS: 72869

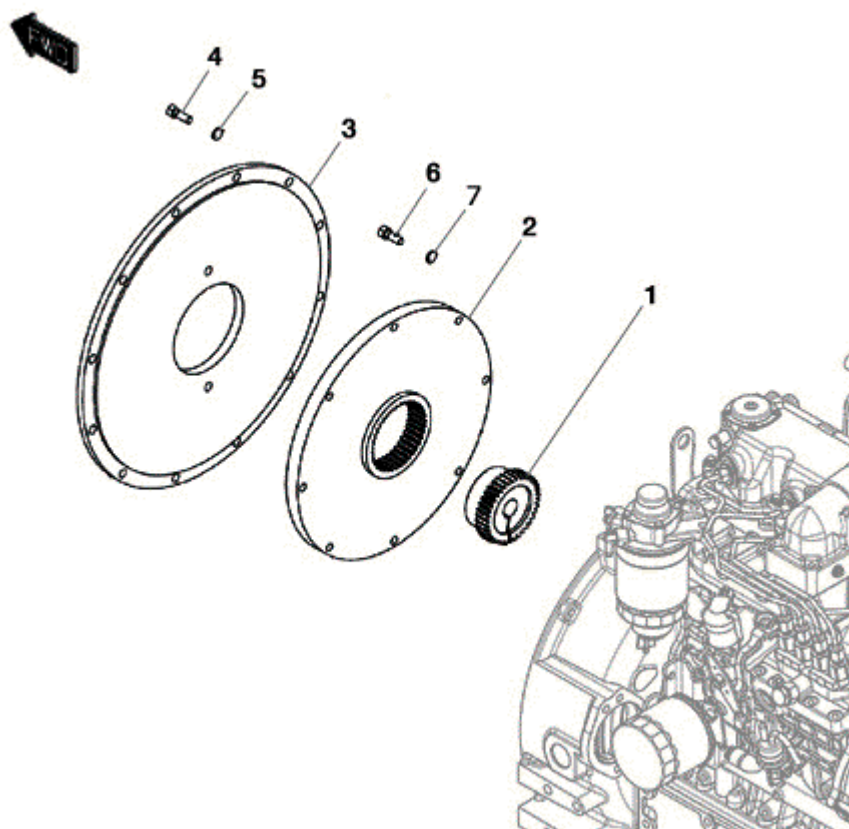


FIGURE	REFERENCE	DENOMINATION	AMOUNT
001	57.02092.01	COUPLING	1
002	57.02091.01	COUPLING Z47	1
003	57.02090.01	COUPLING D127XD451X14	1
004	601.16060.86	HEXAGON SOCKET HEAD SCREW DIN912 M16x60	2
005	104.16000.00	CIR-CLIP EXT. DIN7980	2
006	627.38030.86	SCREW DIN931	8
007	65.03217.00	WASHER 16x7x26	8

## 02. ENGINE POMPE

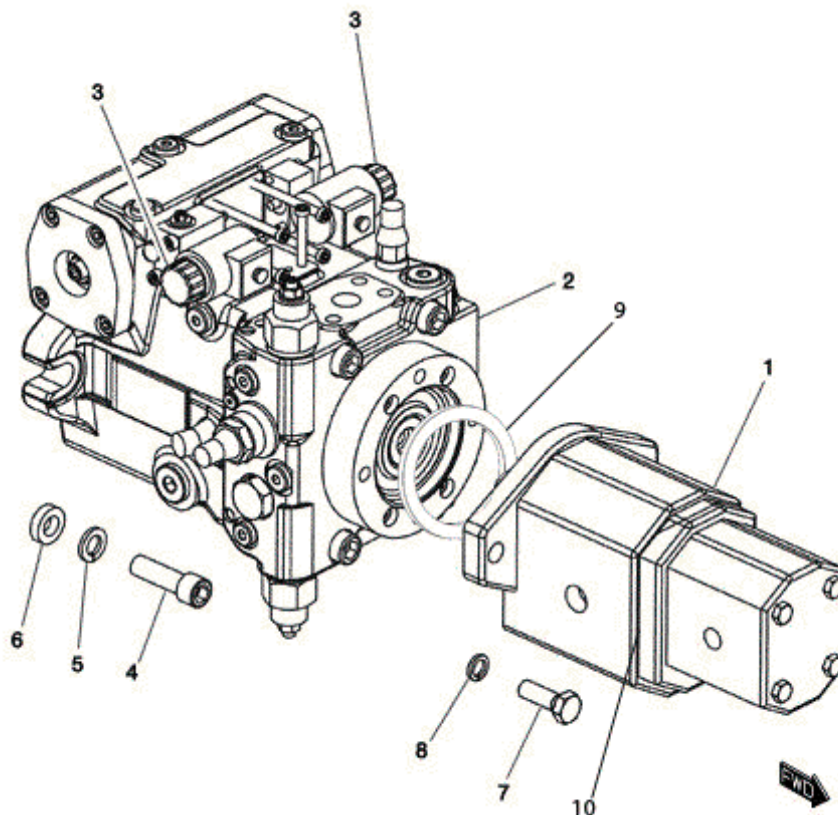


FIGURE	REFERENCE	DENOMINATION	AMOUNT
001	30.10001.00	OIL PUMP DOUBLE 30/10.6CC	1
002	57.03250.01	HYDR. PUMP 56CC HYDROMATIC	1
003	RX.30005.00	SPOOL (FRONT/REAR SPEED)	2
004	601.14045.86	SCREW DIN912 M14x45	2
005	104.14000.00	CIR-CLIP EXT. DIN7980	2
006	15.30110.00	WASHER 14X7X26	2
007	604.12035.86	SCREW DIN931 M12x35	2
008	104.12000.00	WASHER DIN7980 D12	2
009	08.00316.00	METALLIC GASKET BUNA D1/2 G	1
010	RQ6630/49A	GASKET MET. BUNA	1

## 02. ENGINE EXHAUST PIPE

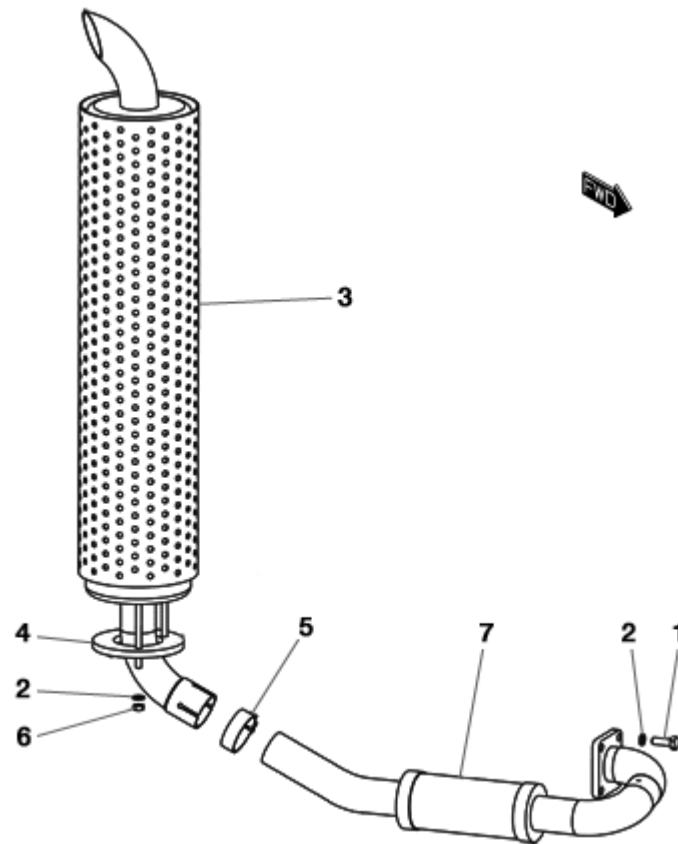


FIGURE	REFERENCE	DENOMINATION	AMOUNT
001	603.10030.86	SCREW DIN933	4
002	104.10000.00	WASHER DIN7980 D10	7
003	57.02020.00	EXHAUST	1
003	57.02023.00	SPARKS EXTINGUISHER MUFFLER (OPTIONAL)	1
003	57.02024.00	MUFFLER WITH PURIFIER (OPTIONAL)	1
004	20.02020.00	FLANGE	1
005	935.47051.66	CLAMP	1
006	701.08000.66	NUT DIN934 M8x1,25	3
007	30.02020.00	EXHAUST MANIFOLD	1

**01.OPTION/DEUTZ (USA-EU)**  
**EXHAUST-DEUTZ ENGINE**

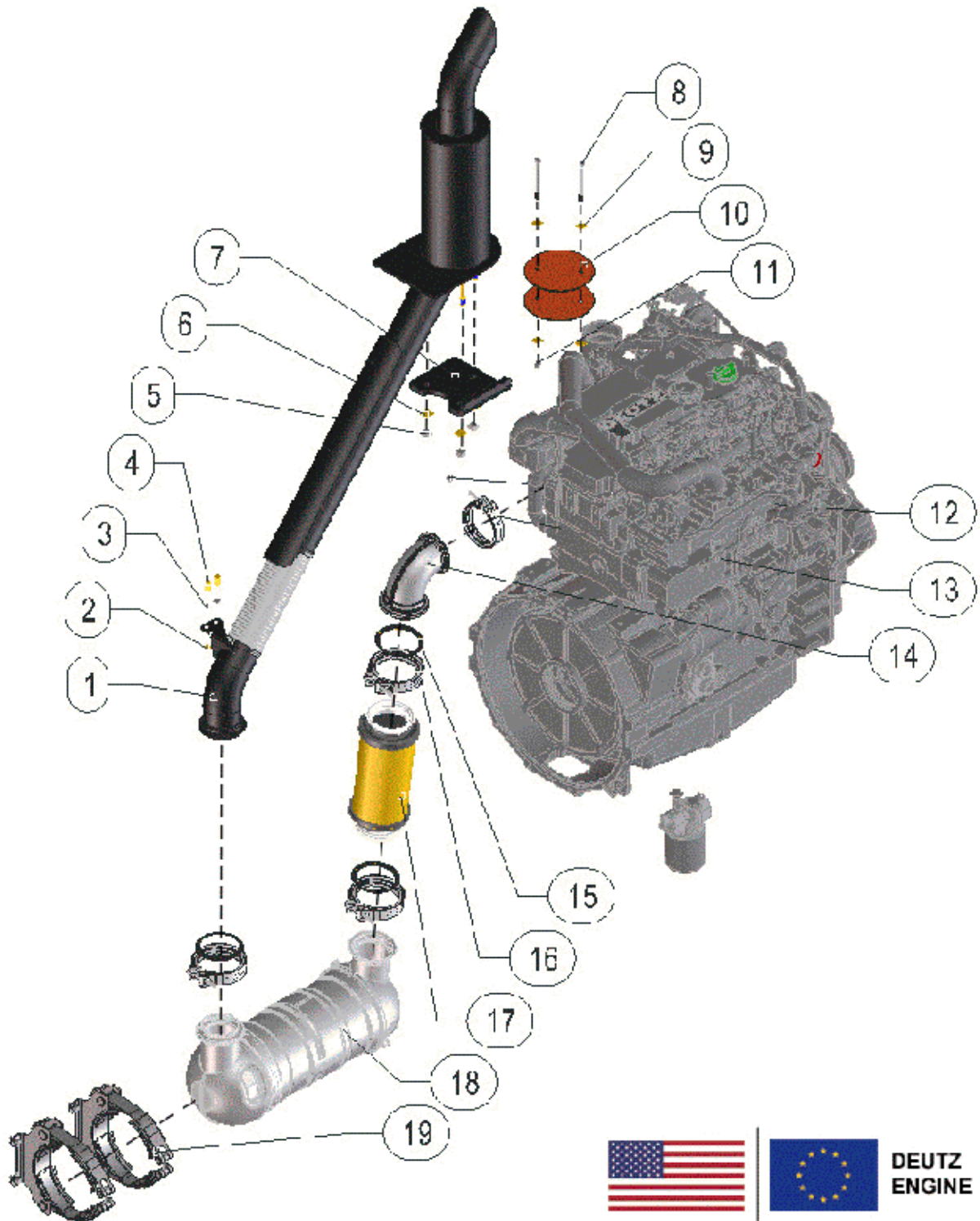


FIGURE	REFERENCE	DENOMINATION	AMOUNT
001	30.02030.01	TUBE EXIT GASES D3 "1490 FLE	1
002	101.06000.66	WASHER DIN125 D6	2
003	105.06000.66	CIR-CLIP DIN7980	2
004	603.06015.86	SCREW DIN933 M6x15	2
005	711.10000.66	NUT DIN982 M10x1.5	3

006	101.10000.66	WASHER DIN125 D10	3
007	30.02031.00	SUPPORT FIXING ESCAPE 130X150X3	1
008	604.08090.86	BOLT DIN931 M8x90	2
009	101.08000.66	WASHER DIN125 D8	4
010	30.02035.00	TOP EXHAUST D140x2	2
011	711.08000.66	NUT DIN982 M8	2
012	64.02037.00	CREW JOINT DEUTZ TD 3.6	1
013	64.02036.00	SKIP JOINT ESC. DEUTZ TD	1
014	64.02033.00	EXHAUST PIPE C90 DEUTZ TD 3.6	1
015	64.02035.00	EXHAUST MOTOR JOINT DEUTZ TD 3.6 L4	3
016	64.02034.00	EXHAUST CLAMP DEUTZ TD 3.6 L4	3
017	64.02032.00	EXHAUST PIPE DEUTZ TD 3.6	1
018	64.02030.00	FILTER DOC DEUTZ TD 3.6 L4	1
019	64.02031.00	SUPPORT DOC DEUTZ TD 3.6	2



## 02. ENGINE

### AIR FILTER COMP.




FIGURE	REFERENCE	DENOMINATION	AMOUNT
001	46.02038.00	ENGINE AIR FILTER	1
002	46.02312.00	SECURITY FILTER ELEMENT	1
003	46.02310.00	HOSE CLAMP FILTER	1
004	46.02311.00	MAIN FILTER ELEMENT	1
005	43.50119.00	AIR FILTER INDICATOR	1
006	912.90110.66	HOSE CLAMP Ø90-110	3
007	30.02302.00	TUBE, METALLIC Ø96xØ95x130	1
008	30.02301.00	PROTECTOR	1
009	30.02304.00	ADMISSION TUBE Ø45xØ55x626	1
010	912.40060.66	CLAMP D40-60	1
011	603.08030.86	SCREW DIN933 M8X30	2

012	101.08000.66	WASHER DIN125 D8	2
013	711.08000.66	NUT DIN982 M8	2
014	30.02303.00	AIR FILTER SUPPORT	1

## 01.OPTION/DEUTZ (USA-EU) INTAKE-DEUTZ ENGINE




FIGURE	REFERENCE	DENOMINATION	AMOUNT
001	912.70090.66	CLAMP D70-90	2
002	64.02324.00	TUBE D70x50x2	1
003	30.02096.00	INTAKE TUBE 80X90X716	1
004	105.06000.66	CIR-CLIP DIN7980	1
005	603.06015.86	SCREW DIN933 M6x15	1
006	931.05370.00	CLAMP TAPE 5x370	1
007	30.02307.00	ANGLE BRACKET 14x2	1
008	30.02301.00	PROTECTOR	1
009	912.90110.66	HOSE CLAMP Ø90-110	3
010	30.02302.00	TUBE, METALLIC Ø96xØ95x130	1
011	64.11042.00	INDICATOR FILTER AIR 50 mbar	1
012	46.02038.00	ENGINE AIR FILTER	1
013	46.02310.00	HOSE CLAMP FILTER	1
014	603.08030.86	SCREW DIN933 M8X30	2

015	101.08000.66	WASHER DIN125 D8	2
016	30.02303.01	SUPPORT 220X160X168 AIR FILTER	1
017	711.08000.66	NUT DIN982 M8	2
018	46.02311.00	MAIN FILTER ELEMENT	1
019	46.02312.00	SECURITY FILTER ELEMENT	1

## 02. ENGINE FUEL TANK

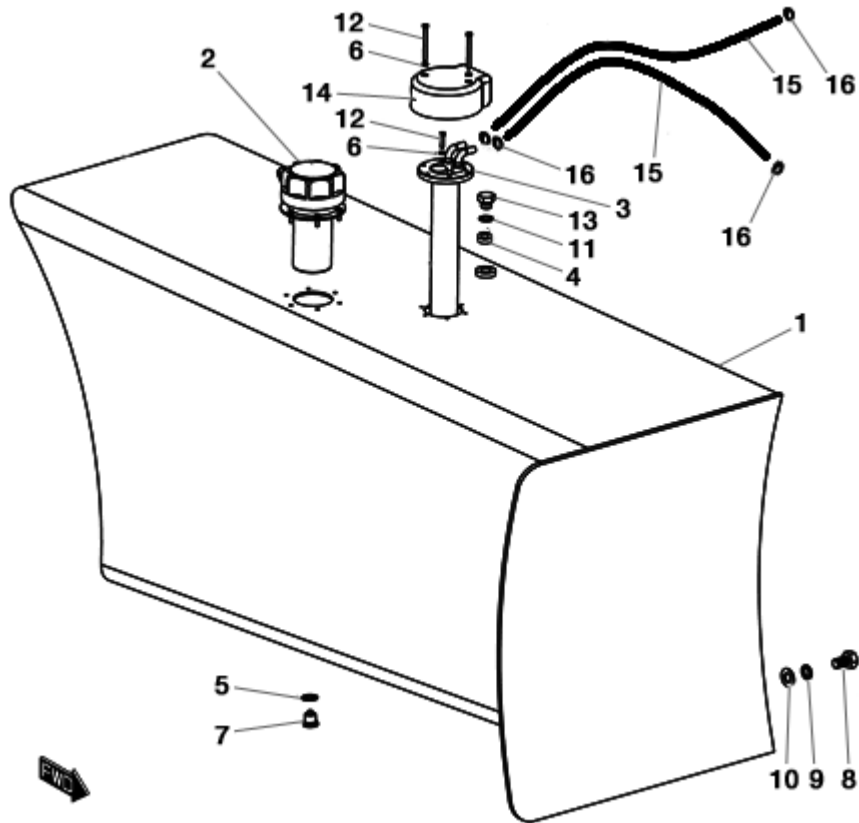


FIGURE	REFERENCE	DENOMINATION	AMOUNT
001	30.02040.00	FUEL TANK 120 L	1
002	30.02042.00	CAP. THEFT PROOF TANK	1
003	30.02041.00	LEVEL	1
004	70.02047.00	FITTING H/H	1
005	107.14000.10	WASHER AL 14x20x1.5	1
006	104.04000.00	WASHER DIN7980 D4	6
007	10.00921.00	CAP M14X150 DIN908	1
008	603.12020.86	SCREW DIN933	2
009	104.12000.00	WASHER DIN7980 D12	2
010	101.12000.66	WASHER DIN125 D12	2
011	28.00341.00	METALLIC GASKET BUNA D1/4	1
012	615.04050.66	BOLT DIN84 M4x50	2
013	46.09014.00	CAP	1
014	46.10059.00	FUEL LEVEL PROTECTOR	1
015	469.03014.00	HOSE L/P MAT. 8x14	2
016	912.08016.66	CLAMP DIN3017	4
017	615.04020.66	SCREW DIN84	4

**01.OPTION/DEUTZ (USA-EU)**  
**POWER SUPPLY PART 1-DEUTZ ENGINE**

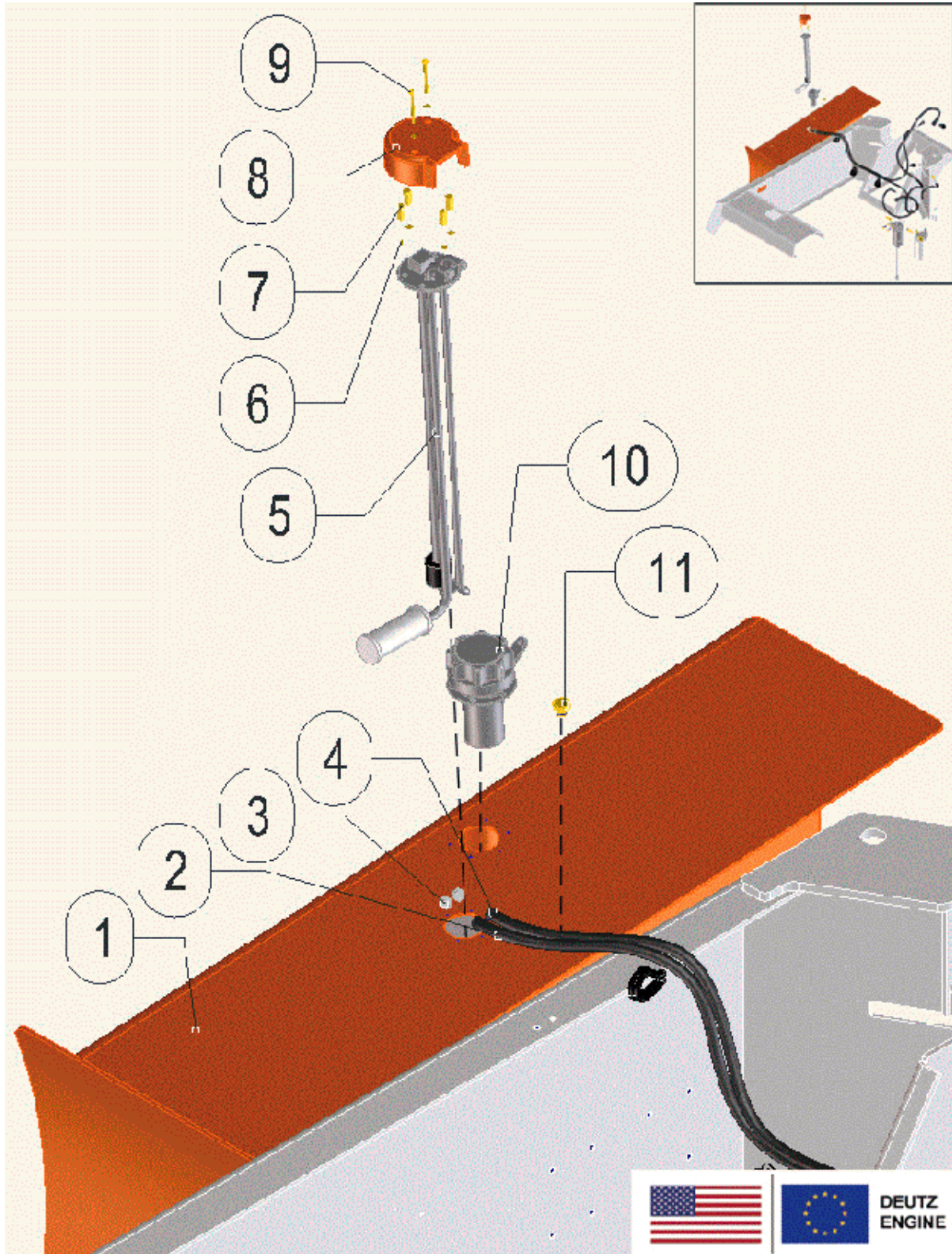


FIGURE	REFERENCE	DENOMINATION	AMOUNT
001	30.02040.00	FUEL TANK 120 L	1
002	469.25015.00	TUBE MAT. B/P 10x15	1
003	948.01408.00	CLAMP Ø14	8

004	469.25015.00	TUBE MAT. B/P 10x15	1
005	30.02044.00	LEVEL 500MM DIESEL	1
007	615.04020.66	SCREW DIN84	4
008	46.10059.00	FUEL LEVEL PROTECTOR	1
009	615.04050.66	BOLT DIN84 M4x50	2
010	30.02042.00	CAP. THEFT PROOF TANK	1
011	46.09014.00	CAP	1

## 01.OPTION/DEUTZ (USA-EU) POWER SUPPLY PART 2-DEUTZ ENGINE

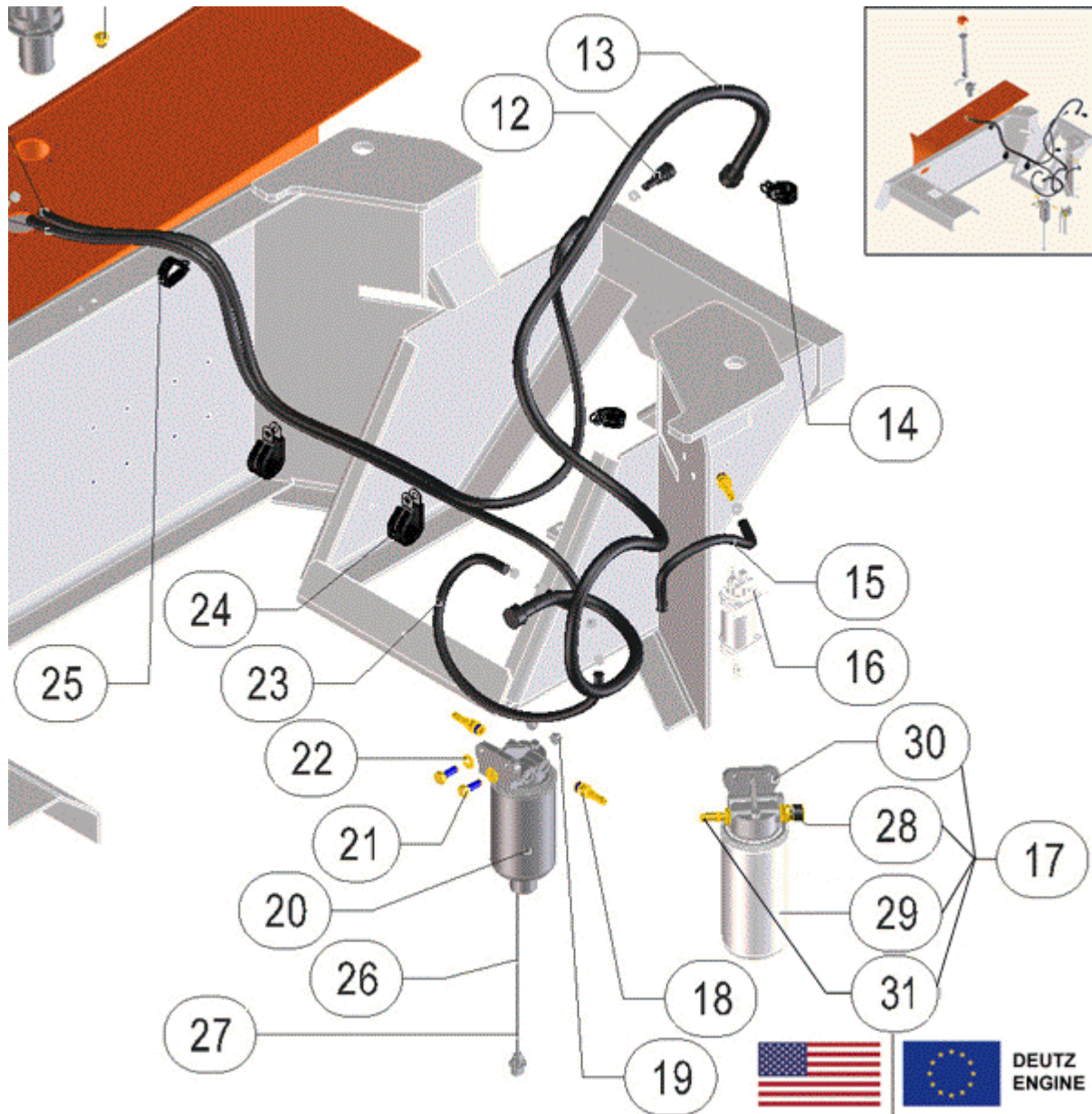


FIGURE	REFERENCE	DENOMINATION	AMOUNT
012	64.02017.00	FUEL CONNECTOR RET. DEUTZ TD	1
013	64.02016.00	DIESEL PIPE 2M 11.5x3.5 DEUTZ	1
014	830.02010.00	FLANGE TIE D20X10	3
015	469.25015.00	TUBE MAT. B/P 10x15	1
016	64.02014.00	ELECTRIC FUEL PUMP DEUTZ	1
017	64.02013.00	FUEL FILTER DEUTZ KIT	1
018	64.10130.00	TANG FITTING M16x1.5-DN10	3
019	711.10000.66	NUT DIN982 M10x1.5	2
020	DI04130241	FUEL FILTER	1
021	603.10030.87	SCREW DIN 933 M10x30	2
022	101.10000.66	WASHER DIN125 D10	2



023	469.25015.00	TUBE MAT. B/P 10x15	1
024	830.03010.00	FLANGE TIE D20X10	2
025	830.03006.00	CLAMP LOOP	1
026	DI04504704	SENSOR CABLE	1
027	64.02015.00	FUEL PRE-FILTER DEUTZ KIT	1
028	DI04213842	PRESSURE SENSOR	1
029	DI04131596	FUEL FILTER CARTRIDGE	1
030	DI04123938	FUEL FILTER	1
031	DI04901934	PLUG	1

## 02. ENGINE DELIVERY

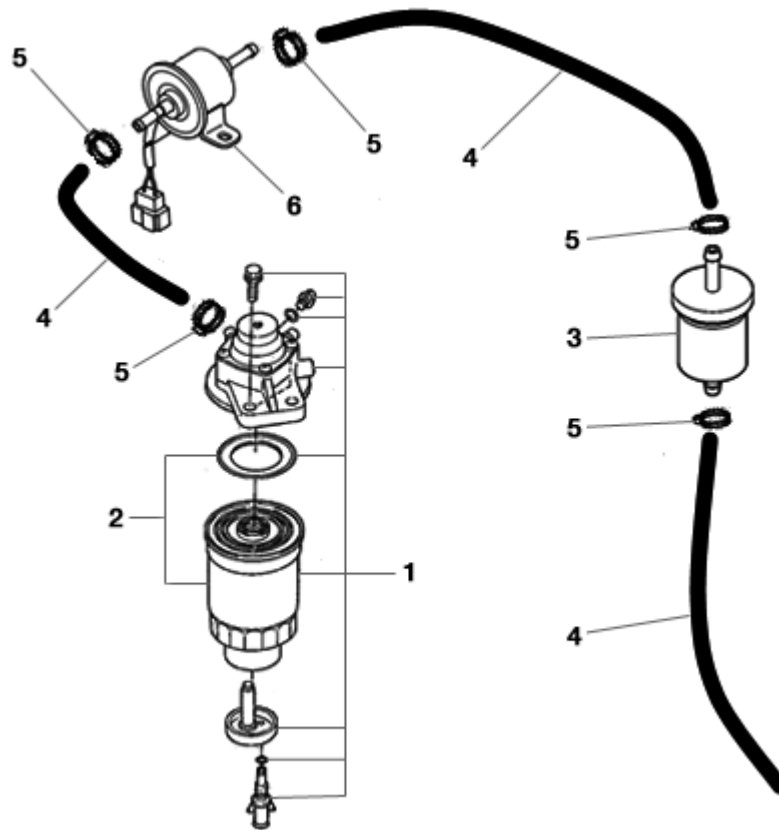


FIGURE	REFERENCE	DENOMINATION	AMOUNT
001	KU1K01143010	ASSY FILTER, FUEL	1
002	MN000024	FUEL FILTER, CARTRIDGE	1
003	MN000017	PRE-FILTER, FUEL (200h+50h)	1
004	469.03014.00	HOSE L/P MAT. 8x14	3
005	912.08016.66	CLAMP DIN3017	5
006	KU1G63952031	ELECTRIC PUMP	1

# DEUTZ ENGINE TD3.6

## ACCESSORY 1 (ENGINE)

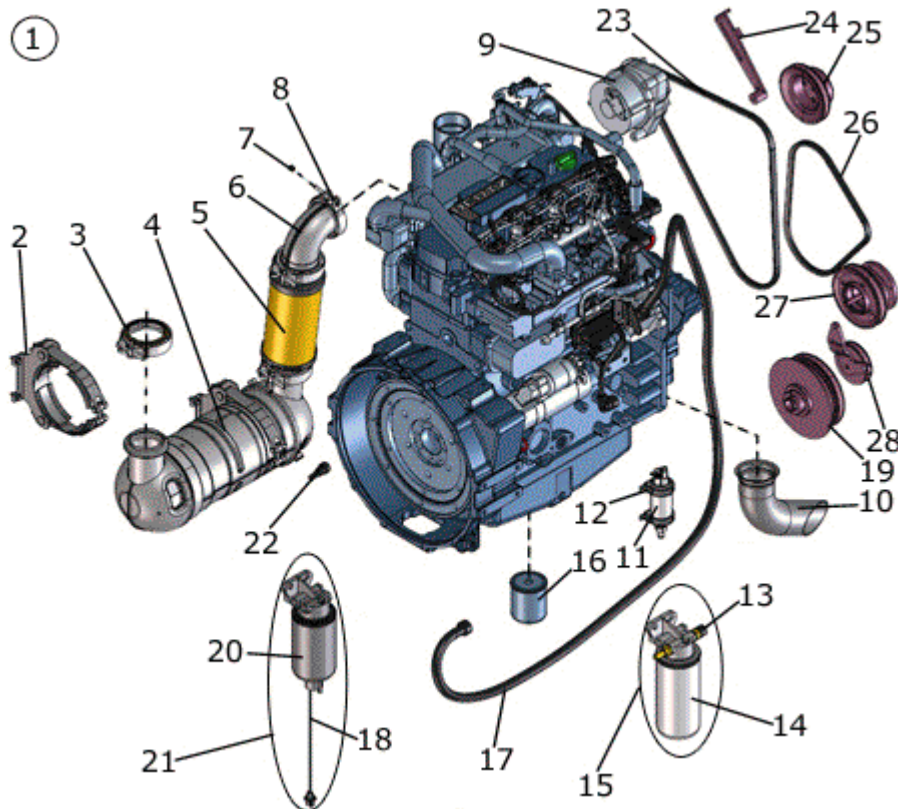


FIGURE	REFERENCE	DENOMINATION	AMOUNT
001	64.02011.00	DIESEL MOTOR DEUTZ TD 3.6 L4	1
002	64.02031.00	SUPPORT DOC DEUTZ TD 3.6	2
003	64.02034.00	EXHAUST CLAMP DEUTZ TD 3.6 L4	3
004	64.02030.00	FILTER DOC DEUTZ TD 3.6 L4	1
005	64.02032.00	EXHAUST PIPE DEUTZ TD 3.6	1
006	64.02033.00	EXHAUST PIPE C90 DEUTZ TD 3.6	1
007	64.02037.00	CREW JOINT DEUTZ TD 3.6	1
008	64.02036.00	SKIP JOINT ESC. DEUTZ TD	1
009	DI04123605	GENERATOR	1
010	64.02205.00	EXHAUST D3' X 236	1
011	64.02014.00	ELECTRIC FUEL PUMP DEUTZ	1
012	DI04122923	CLIP	2
013	DI04213842	PRESSURE SENSOR	1
014	DI04131596	FUEL FILTER CARTRIDGE	1
015	64.02013.00	FUEL FILTER DEUTZ KIT	1
016	DI01174416	SPIN-ON OIL FILTER	1
017	64.02016.00	DIESEL PIPE 2M 11.5x3.5 DEUTZ	1
018	DI04504704	SENSOR CABLE	1
020	DI04130241	FUEL FILTER	1
021	64.02015.00	FUEL PRE-FILTER DEUTZ KIT	1

022	64.02017.00	FUEL CONNECTOR RET. DEUTZ TD	1
023	DI04123559	V-BELT	1
024	DI04124703	CLAMPING STRAP	1
025	DI04124485	V-GROOVED PULLEY	1
026	DI04123559	V-BELT	1
028	DI04124398	TENSIONING PULLEY	1

## DEUTZ ENGINE TD3.6 ACCESSORY 2 (ENGINE)

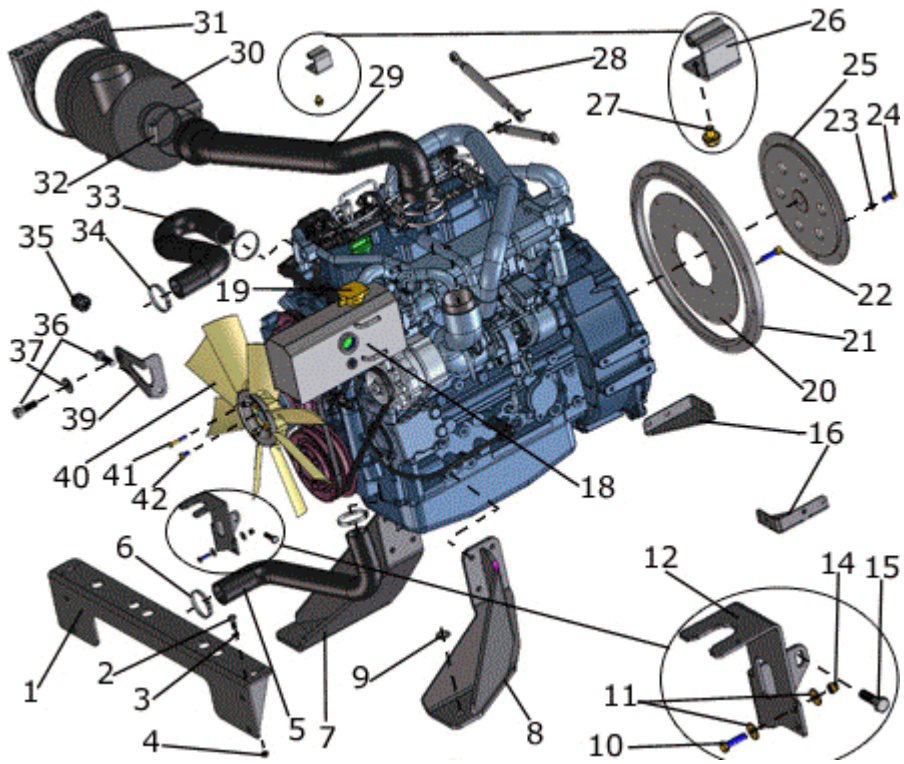


FIGURE	REFERENCE	DENOMINATION	AMOUNT
001	64.02529.00	FIXING BRACKET 743X143X74	1
002	603.08025.86	SCREW DIN933 M8x25	4
003	101.08000.66	WASHER DIN125 D8	4
004	701.08000.67	NUT DIN934 M8x1,25	4
005	64.02528.00	RUBBER TUBE B/P D55X5	1
006	912.40060.66	CLAMP D40-60	2
007	64.02605.00	SUPPORT ENGINE 346X296X159	1
008	64.02604.00	SUPPORT ENGINE 346X296X200	1
009	101.16000.66	WASHER DIN125 D16	2
010	603.06025.86	SCREW DIN933 M6x25	2
011	112.06000.66	WASHER DIN9021 D6	4
012	63.04421.02	SUPPORT	1
014	711.06000.66	NUT DIN982 M6	2
015	603.08030.86	SCREW DIN933 M8X30	1
016	64.02405.00	FUEL FILTER SUPPORT	2
018	64.02543.00	EXPANSION TANK 3.5L	1
019	32.02151.00	REFRIGERANT CAP 1BAR	1
020	64.03126.00	PLATE D214X1.5	1
021	64.02108.00	COUPLING 24.91X390X450.8	1
022	633.10040.86	SCREW DIN912 M10x40 125	12
023	104.10000.00	WASHER DIN7980 D10	8
024	601.10020.96	SCREW DIN912 M10x20	8

025	64.02107.00	PLATE D320X12.5	1
026	64.08116.00	HINGE 8x40	4
027	634.08010.86	SCREW DIN6921 M8x10	8
028	64.08117.00	SHOCK ABSORBER, HYDR. 9x231.5	2
029	64.02320.01	AIR PIPE D60-70	1
030	64.02116.00	AIRE CLEANER	1
031	46.02310.00	HOSE CLAMP FILTER	1
032	912.90110.66	HOSE CLAMP Ø90-110	1
033	64.02527.01	PIPE RADIATOR 42/52	1
034	912.40060.66	CLAMP D40-60	2
035	43.50119.00	AIR FILTER INDICATOR	1
036	603.08030.86	SCREW DIN933 M8X30	2
037	112.08000.66	WASHER DIN9021 D8	1
039	64.02549.00	SUPPORT RADIATOR	1

**DEUTZ ENGINE TD3.6**  
**ACCESSORY 2 (ENGINE)**

FIGURE	REFERENCE	DENOMINATION	AMOUNT
040	64.02021.00	FAN 8P 40° D460	1
041	604.06040.86	SCREW DIN931 M6x40	4
042	603.08015.86	SCREW DIN933 M8x15	4

## DEUTZ ENGINE TD3.6 ACCESSORY 3 (ELECTRICAL SYSTEM)

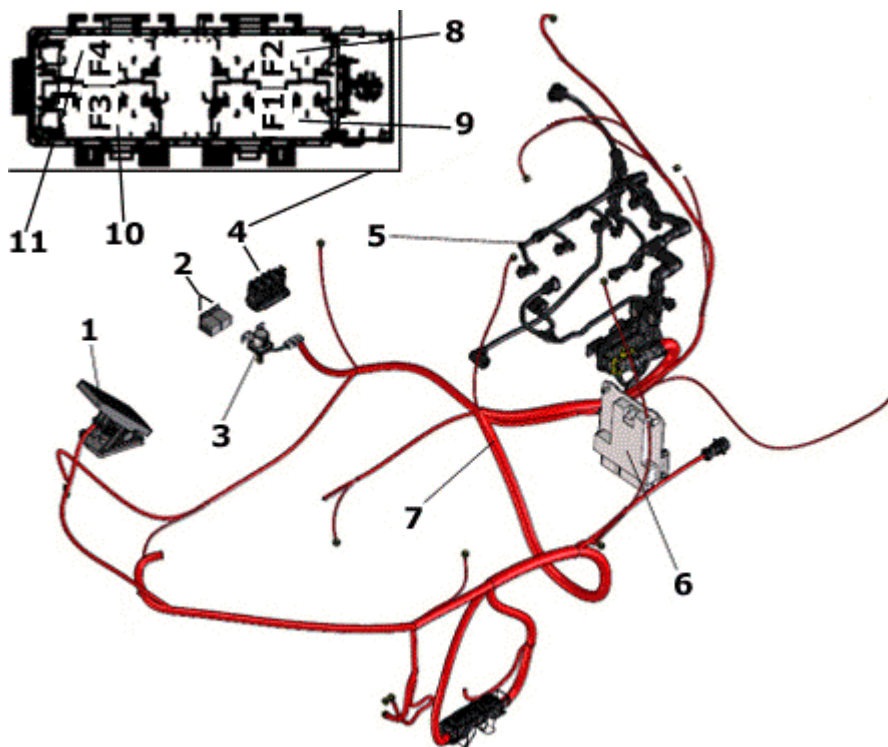


FIGURE	REFERENCE	DENOMINATION	AMOUNT
001	64.11080.00	DEUTZ THROTTLE PEDAL	1
003	64.11041.00	RELAY 12V 100A	1
004	64.11300.00	4 FUSE BOX MTA MAXIVAL	1
005	64.11033.00	SECTION I/E MOTOR DEUTZ TD3.6 T4	1
006	64.02012.00	ECU DEUTZ TD 3.6 L4	1
008	32.11028.00	LARGE FUSE 50A	1

## DEUTZ ENGINE TD3.6 ACCESSORY 4 (REFRIGERATION SYSTEM)

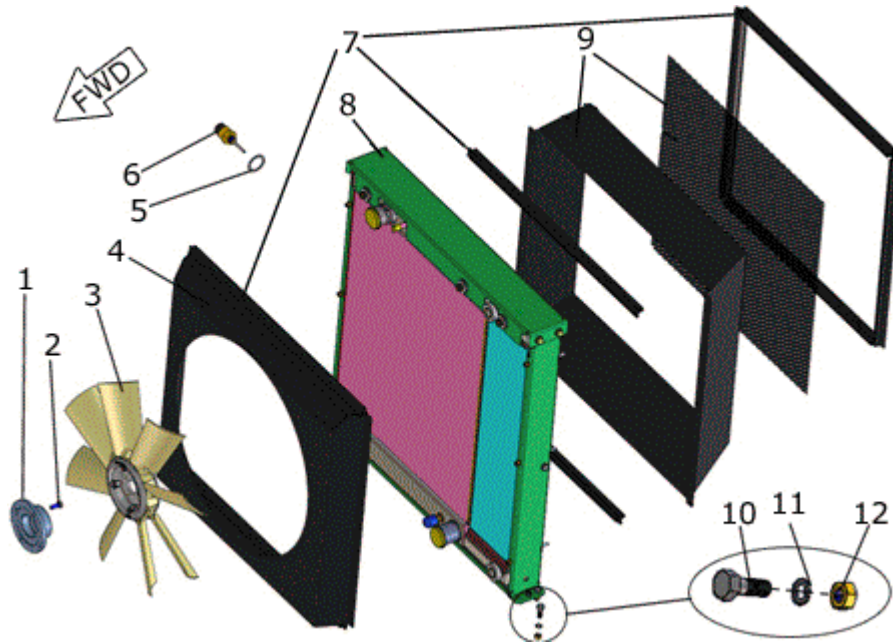


FIGURE	REFERENCE	DENOMINATION	AMOUNT
001	DI04124511	FAN SUPPORT	1
002	603.08020.86	SCREW DIN933 M8x20	4
003	64.02021.00	FAN 8P 40° D460	1
004	64.02539.00	FAN PROTECTOR	1
005	DI01148836	SEALING RING	1
006	64.11043.00	LEVEL SWITCH	1
007	472.00411.00	RUBBER PROFILE MAT.	8
008	64.02525.00	COOLER OIL/WATER	1
009	64.02540.00	RADIATOR PROTECTOR	1
010	603.08025.86	SCREW DIN933 M8x25	4
011	101.08000.66	WASHER DIN125 D8	4
012	701.08000.67	NUT DIN934 M8x1,25	4



## 02. ENGINE ACCELERATOR PEDAL

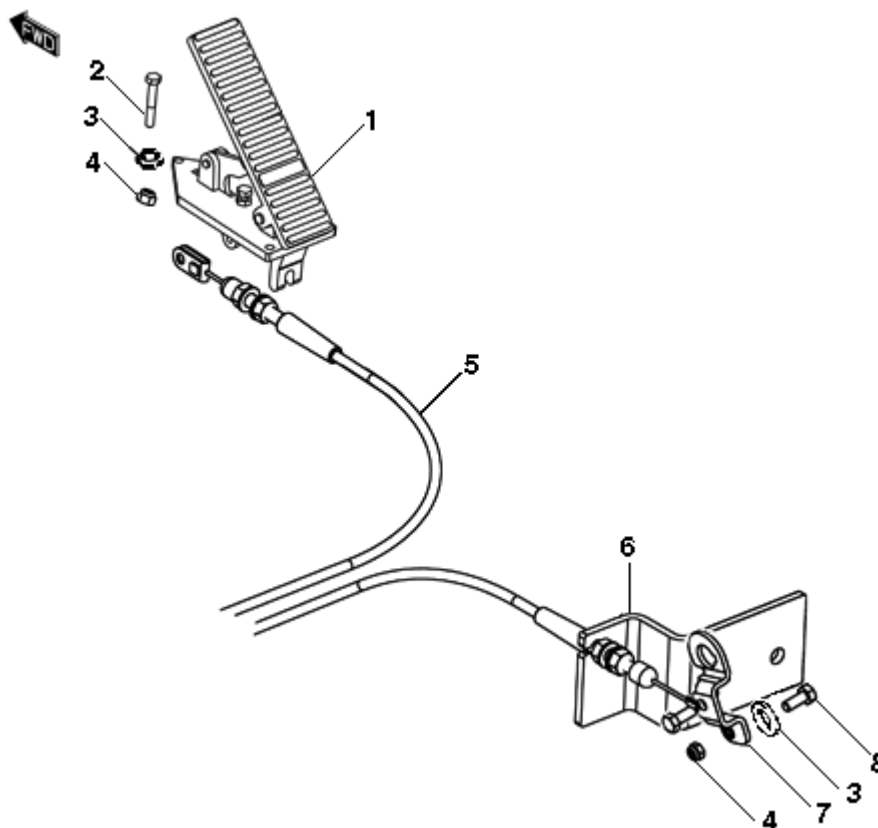


FIGURE	REFERENCE	DENOMINATION	AMOUNT
001	12.02020.00	THROTTLE PEDAL VIMOTER	1
002	604.06040.86	SCREW DIN931 M6x40	3
003	101.06000.66	WASHER DIN125 D6	5
004	711.06000.66	NUT DIN982 M6	5
005	57.02041.00	CABLE 1925	1
006	30.02065.00	FIXING SUPPORT	1
007	30.02066.00	ACC.LEVER	1
008	603.06015.86	SCREW DIN933 M6x15	2

## 02. ENGINE RADIATOR

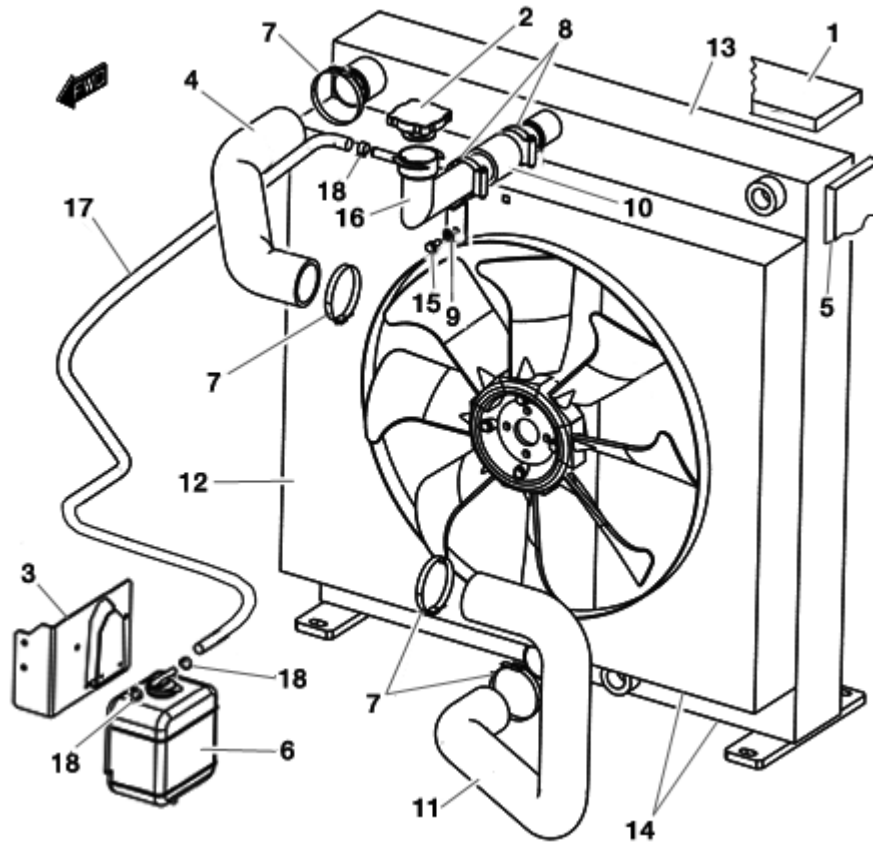


FIGURE	REFERENCE	DENOMINATION	AMOUNT
001	20.02072.01	RADIATOR PROTECTION	1
002	32.02151.00	REFRIGERANT CAP 1BAR	1
003	30.02080.00	STRIGHT SUPPORT	1
004	30.02053.00	RUBBER HOSE B/P Ø45xØ55	1
005	20.02071.01	GUARD RADIATOR	2
006	KU1G64272400	EXPANSION TANK	1
007	912.40060.66	CLAMP D40-60	4
008	912.30045.00	CLAMP	2
009	726.06003.66	CAGED NUT M6x3	1
010	30.02058.00	RUBBER HOSE B/P Ø35xØ45	1
011	30.02054.00	RUBBER HOSE B/P Ø45xØ55	1
012	30.02052.00	RADIATOR PROTECTOR	1
013	30.02051.00	WATER-OIL RADIATOR	1
014	30.02050.00	RADIATOR	1
015	603.06015.86	SCREW DIN933 M6x15	1
016	30.02057.00	TUBE, METALLIC Ø35 ELBOW 110x67	1
017	469.03014.00	HOSE L/P MAT. 8x14	1
018	948.01308.00	SPRING CLAMP Ø13	3

**01.OPTION/DEUTZ (USA-EU)  
COOLING-DEUTZ ENGINE**

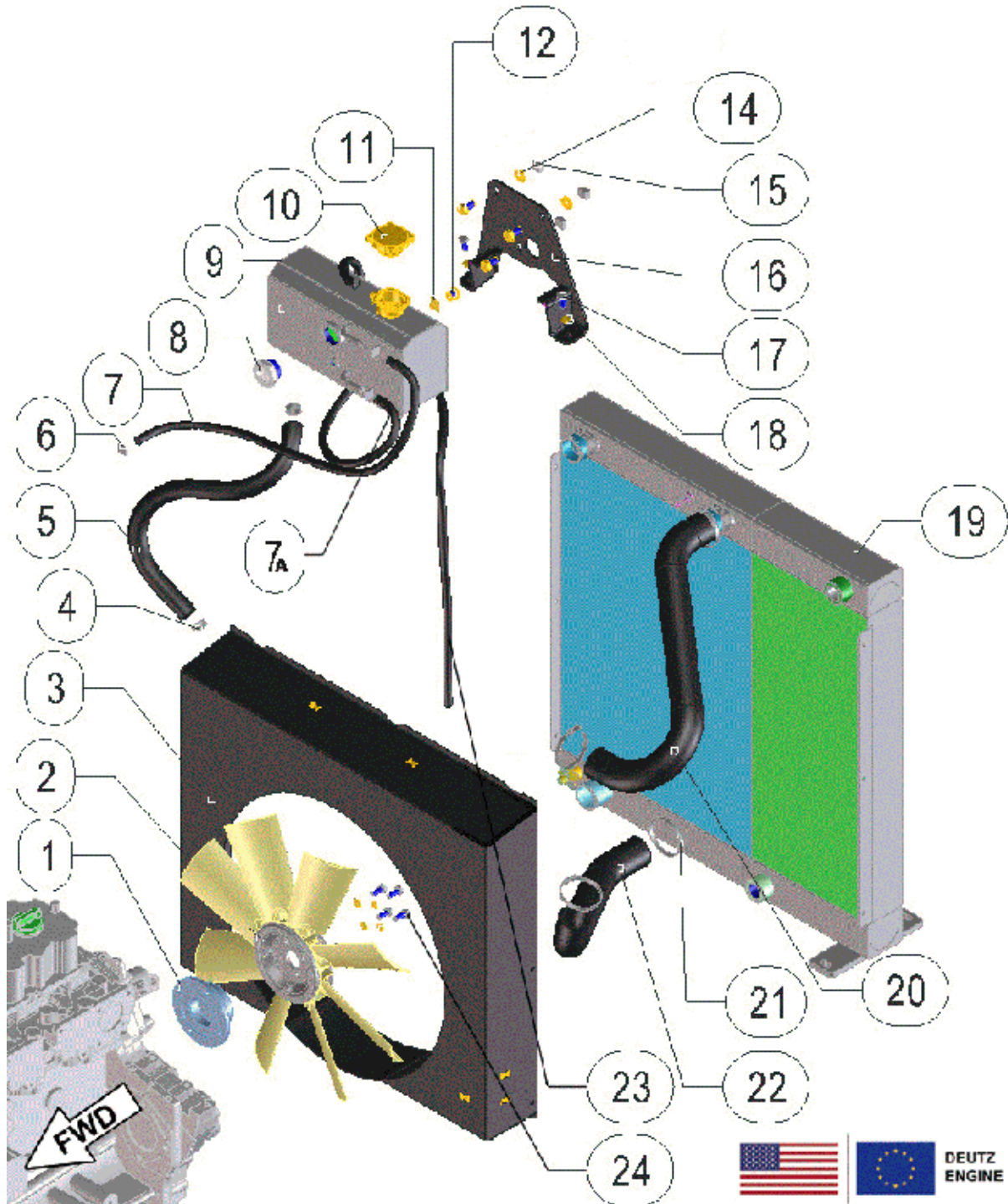


FIGURE	REFERENCE	DENOMINATION	AMOUNT
001	64.02020.00	FAN SUPPORT	1
002	64.02021.01	FAN 8P 35° D460	1
003	30.02150.00	GUARD RADIATOR ENGINE DEUTZ	1
004	912.20032.00	CLAMP	2
005	469.45031.00	TUBE B/P 22x31	1
006	912.08016.66	CLAMP DIN3017	4
007	469.03014.00	HOSE L/P MAT. 8x14	1

007A	469.03014.00	HOSE L/P MAT. 8x14	1
008	30.10041.00	LEVEL VISUAL INDICATOR 1	1
009	64.02543.00	EXPANSION TANK 3.5L	1
010	32.02151.00	REFRIGERANT CAP 1BAR	1
011	107.14000.10	WASHER AL 14x20x1.5	1
012	80.01035.01	CAP	1
014	101.10000.66	WASHER DIN125 D10	3
015	711.10000.66	NUT DIN982 M10x1.5	3
016	30.02056.00	SUPPORT FIXING GLASS EXPANSION	1
017	603.08020.86	SCREW DIN933 M8x20	6
018	104.08000.00	WASHER DIN7980 D8	6
019	30.02055.01	WATER-OIL RADIATOR	1
020	30.02094.00	TUBE RUBBER B/P 45X52X357	1
021	912.40060.66	CLAMP D40-60	4
022	30.02095.00	TUBE RUBBER B/P 42X50X278	1
023	469.03014.00	HOSE L/P MAT. 8x14	1

## 02. ENGINE ENGINE SUPPORTS

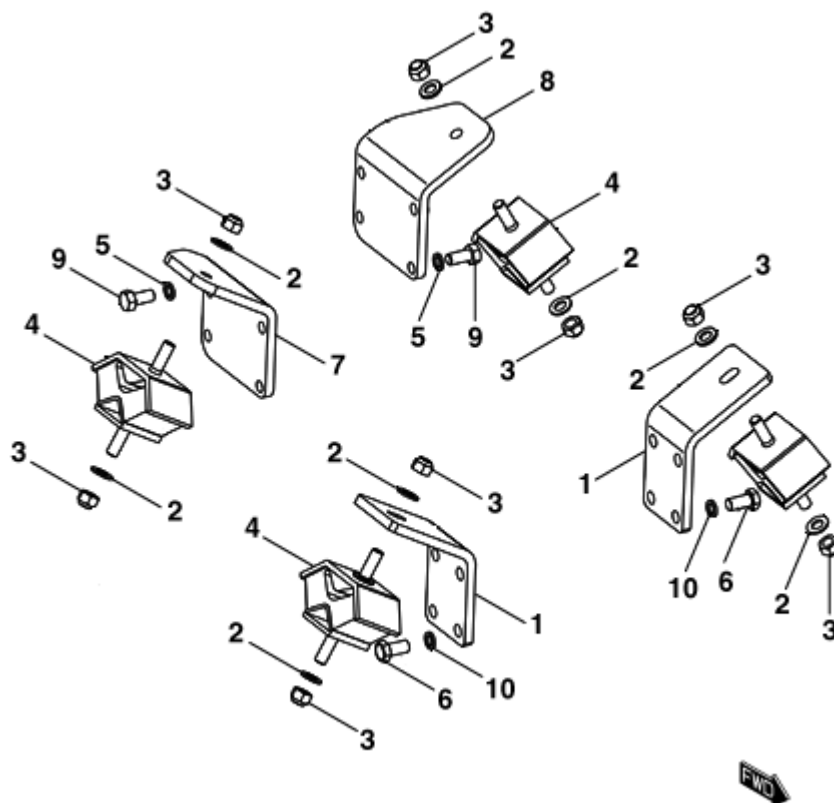


FIGURE	REFERENCE	DENOMINATION	AMOUNT
001	30.02060.00	ENGINE SUPPORT 80X106X167	2
002	101.12000.66	WASHER DIN125 D12	8
003	720.12000.66	NUT M12 DIN985 AUTOLOCKING	8
004	57.02070.00	SHOCK ABSORBER, 60x120x64 60 A	4
005	104.12000.00	WASHER DIN7980 D12	16
006	607.12025.66	BOLT DIN933 1/2 -13UNC	8
007	30.02062.00	ENGINE SUPPORT	1
008	30.02061.00	ENGINE SUPPORT	1
009	617.12025.86	SCREW DIN933	8
010	104.14000.00	CIR-CLIP EXT. DIN7980	8

**02. ENGINE**  
**ENGINE SUPPORTS**  
 CHASSIS: 61308

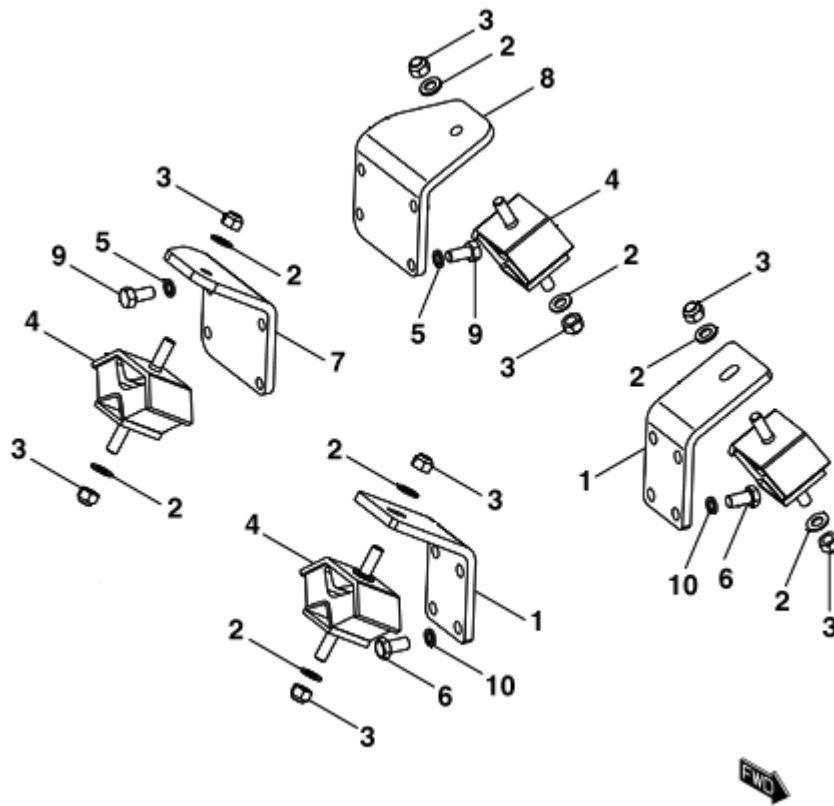


FIGURE	REFERENCE	DENOMINATION	AMOUNT
001	30.02060.00	ENGINE SUPPORT 80X106X167	2
002	101.12000.66	WASHER DIN125 D12	8
003	720.12000.66	NUT M12 DIN985 AUTOLOCKING	8
004	20.02019.00	SHOCK ABSORBER, 60x120x64 70 A	4
005	104.12000.00	WASHER DIN7980 D12	16
006	607.12025.66	BOLT DIN933 1/2 -13UNC	8
007	30.02062.00	ENGINE SUPPORT	1
008	30.02061.00	ENGINE SUPPORT	1
009	617.12025.86	SCREW DIN933	8
010	104.14000.00	CIR-CLIP EXT. DIN7980	8

**02. ENGINE**  
**ENGINE SUPPORTS**  
 CHASSIS: 65357

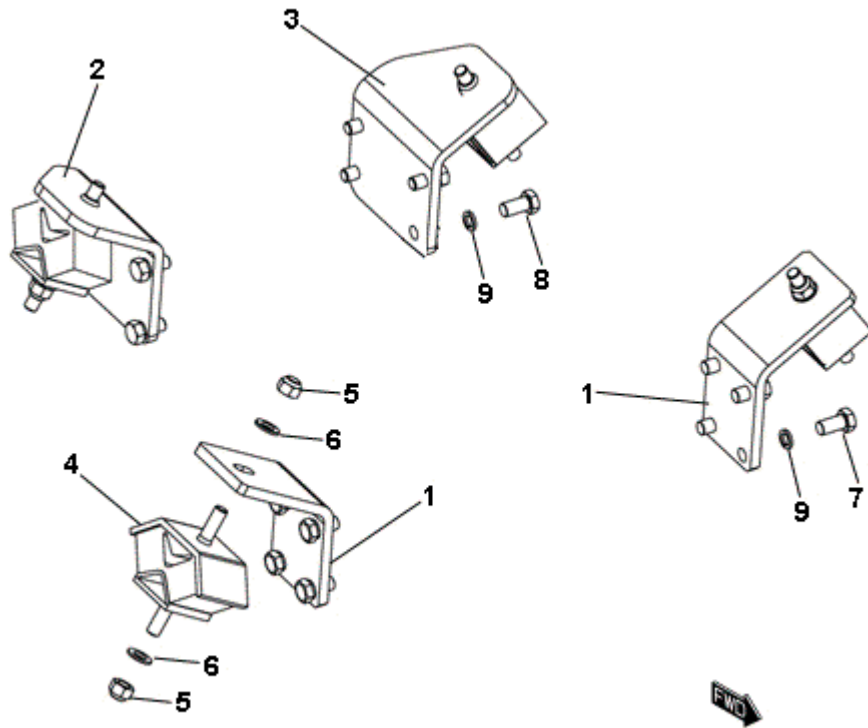


FIGURE	REFERENCE	DENOMINATION	AMOUNT
001	30.02060.01	MOTOR SUPPORT 80X106X167	2
002	30.02062.01	MOTOR MOUNT RIGHT 96X132X163	1
003	30.02061.01	MOTOR MOUNT LEFT 96X132X163	1
004	20.02019.00	SHOCK ABSORBER, 60x120x64 70 A	4
005	711.12000.66	NUT DIN982 M12	8
006	101.12000.66	WASHER DIN125 D12	8
007	607.12025.66	BOLT DIN933 1/2 -13UNC	8
008	617.12025.86	SCREW DIN933	8
009	104.12000.00	WASHER DIN7980 D12	16

### 01.OPTION/DEUTZ (USA-EU) SUSPENSION-DEUTZ ENGINE

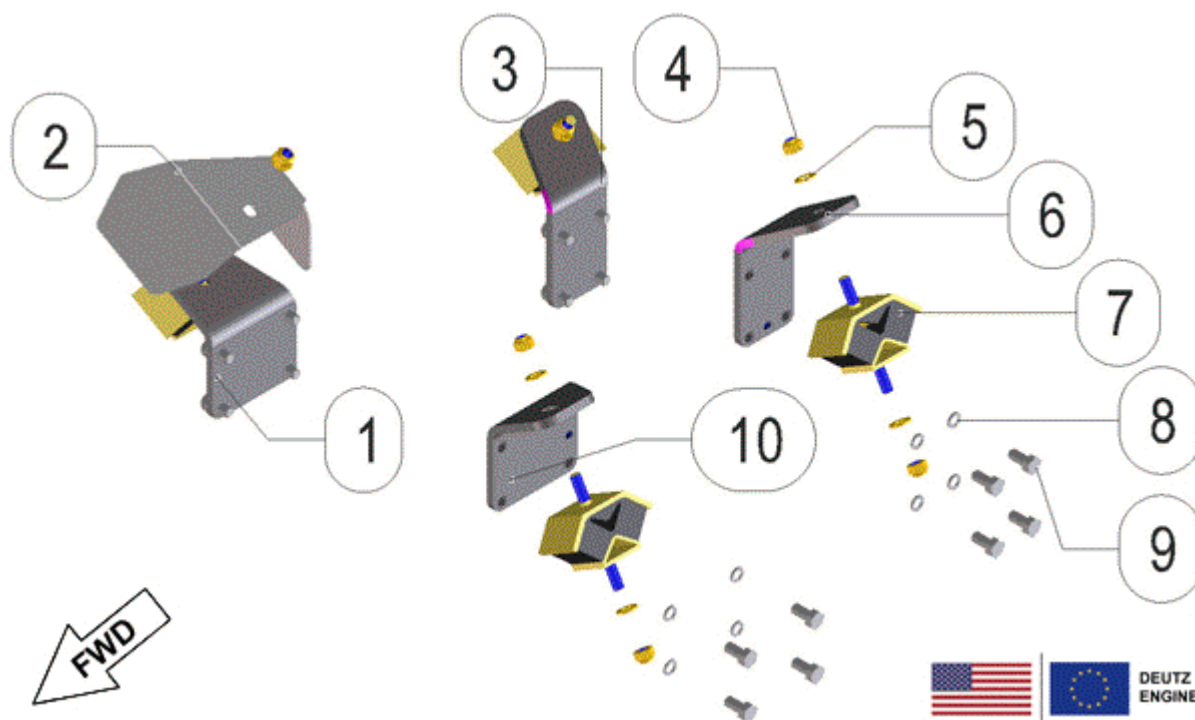


FIGURE	REFERENCE	DENOMINATION	AMOUNT
001	30.02093.00	106X125X169 MOTOR BRACKET FRONT RH	1
002	30.02069.00	PROTECTOR THERMAL SILENTBLOCK	1
003	30.02092.00	80X89X186 RIGHT BACK ENGINE SUPPORT	1
004	711.12000.66	NUT DIN982 M12	10
005	101.12000.66	WASHER DIN125 D12	10
006	30.02091.00	80X89X186 LEFT BACK ENGINE SUPPORT	1
007	20.02019.00	SHOCK ABSORBER, 60x120x64 70 A	4
008	104.12000.00	WASHER DIN7980 D12	16
009	617.12025.86	SCREW DIN933	16
010	30.02090.00	106X125X169 LEFT FRONT ENGINE BRACKET	1



### 03. TRANSMISSION

#### REDUCER BOX FULL GRIP (PART 1)

CHASSIS: 63480

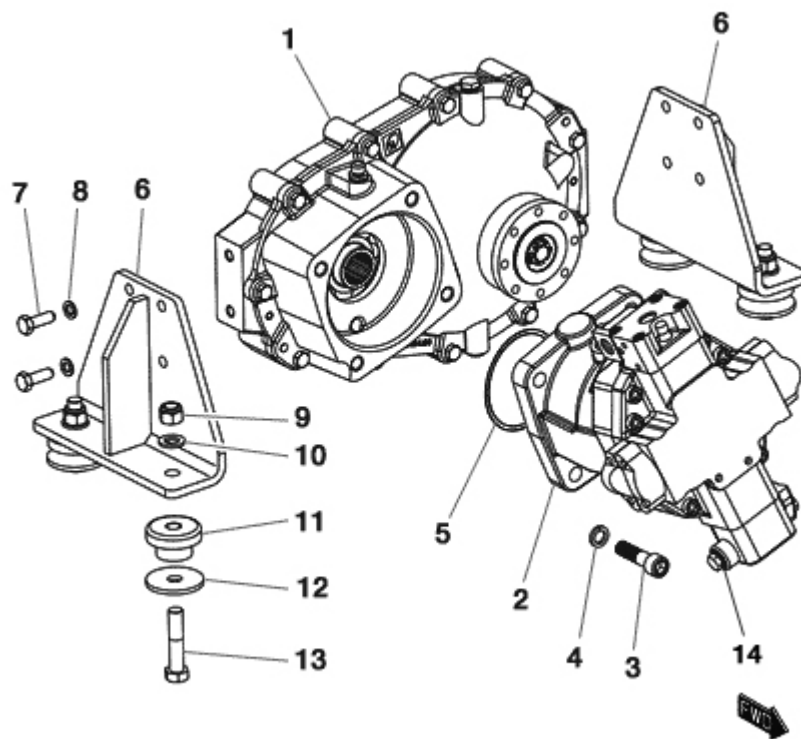


FIGURE	REFERENCE	DENOMINATION	AMOUNT
001	30.03110.00	Geared C400/500H X4	1
002	30.03020.00	HYDR. ENGINE 107CC. PISTONS DA	1
003	601.16060.86	HEXAGON SOCKET HEAD SCREW DIN912 M16x60	4
004	104.16000.00	CIR-CLIP EXT. DIN7980	4
005	201.16003.50	GASKET DIN3770 160X3	1
006	30.03170.00	FIXING SUPPORT 80X203X260	2
007	603.12035.86	SCREW DIN933	8
008	104.12000.00	WASHER DIN7980 D12	8
009	711.16000.66	NUT DIN982 M16 8.8 K	4
010	101.16000.66	WASHER DIN125 D16	4
011	43.70381.00	PANEL	4
012	43.70833.00	WASHER 65X16X5	4
013	604.16075.86	SCREW DIN931 M16x75	4
014	RXR909603762	VALVE	1

### 03. TRANSMISSION

#### REDUCER BOX FULL GRIP (PART 2)

CHASSIS: 63480



FIGURE	REFERENCE	DENOMINATION	AMOUNT
001	30.03103.01	REDUCTION CASE	1
002	30.03104.00	REDUCTOR COVER	1
003	30.03158.00	COUPLING 55X60X120	1
004	30.03159.00	COVER. 38X168	1
005	43.70610.00	COUPLING CYL/CYL	1
006	308.25020.00	NEEDLE CAGE K25X30X20	1
007	205.60008.50	DIN3760 SEAL 60X80X8	1
008	201.11503.50	O-RING DIN3770	1
009	301.55021.00	WASHER CALIBER 0.2	1
010	904.55000.00	RING DIN471 E55	1
011	10.03202.00	DISK AXIAL	1
012	10.03209.00	DISK AXIAL	10
013	10.03211.00	DISK CLUTCH	9
014	30.03157.00	WASHER. 4.5X56	1
015	30.03156.00	SPRING COMP. 1X6X16	8
016	30.03155.00	CLUTCH PLATE 65X96X62	1
017	315.65018.00	BEARING DIN711	1
018	30.03154.00	PISTON 104X120X40	1

**03. TRANSMISSION**  
**REDUCER BOX FULL GRIP (PART 2)**  
 CHASSIS: 63480

<b>FIGURE</b>	<b>REFERENCE</b>	<b>DENOMINATION</b>	<b>AMOUNT</b>
019	237.11135.50	BOARD IS. COMPAC. 110.72 X3	1
020	237.95035.50	BOARD 94,84X3,5	1
021	301.50027.00	GEAR DIN625	3
022	30.03163.00	CHARGE 3.3X76	1
023	20.03054.00	GEAR (CH250)	1
024	30.03152.01	SHAFT CIL / ROS D45XD20X256	1
025	30.03153.00	SUPLEMENT D35X45X21	1
026	301.45025.00	BEARING DIN625	1
027	205.50010.50	SEAL DIN3760	1
028	30.03101.00	GEAR Z49	1
029	201.37003.50	O-RING DIN3770	1
030	15.00368.02	WASHER	1
031	710.20000.66	NUT DIN935 M20x1,5	1
032	401.35040.60	PIN	1
033	80.01090.00	CAP	1
034	107.10000.10	WASHER AL	1
035	80.01035.00	SCREW DIN910*	3
036	107.14000.10	WASHER AL 14x20x1.5	5
037	20.03104.00	CAP	1
039	603.08025.86	SCREW DIN933 M8x25	6
040	104.08000.00	WASHER DIN7980 D8	6

### 03. TRANSMISSION

#### TRANSMISSION SUPPORT

CHASSIS: 61325

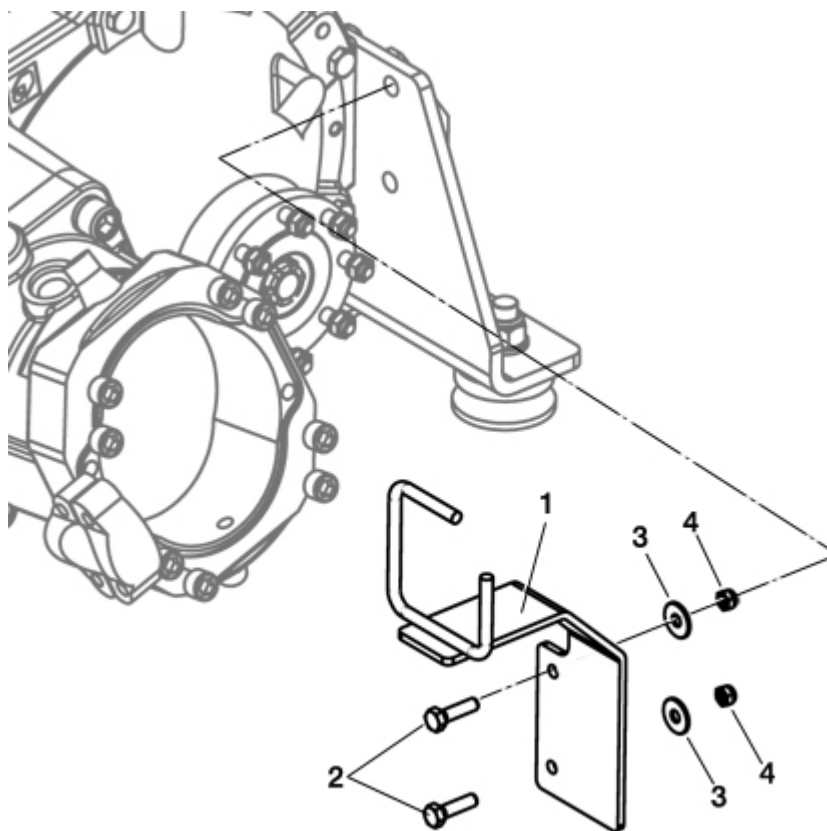


FIGURE	REFERENCE	DENOMINATION	AMOUNT
001	30.10080.00	SUPPORT 80X165X270	1
002	603.08030.86	SCREW DIN933 M8X30	2
003	112.08000.66	WASHER DIN9021 D8	2
004	711.08000.66	NUT DIN982 M8	2

**01.OPTION/DEUTZ (USA-EU)**  
**HYDROSTATIC TRANSMISSION I**

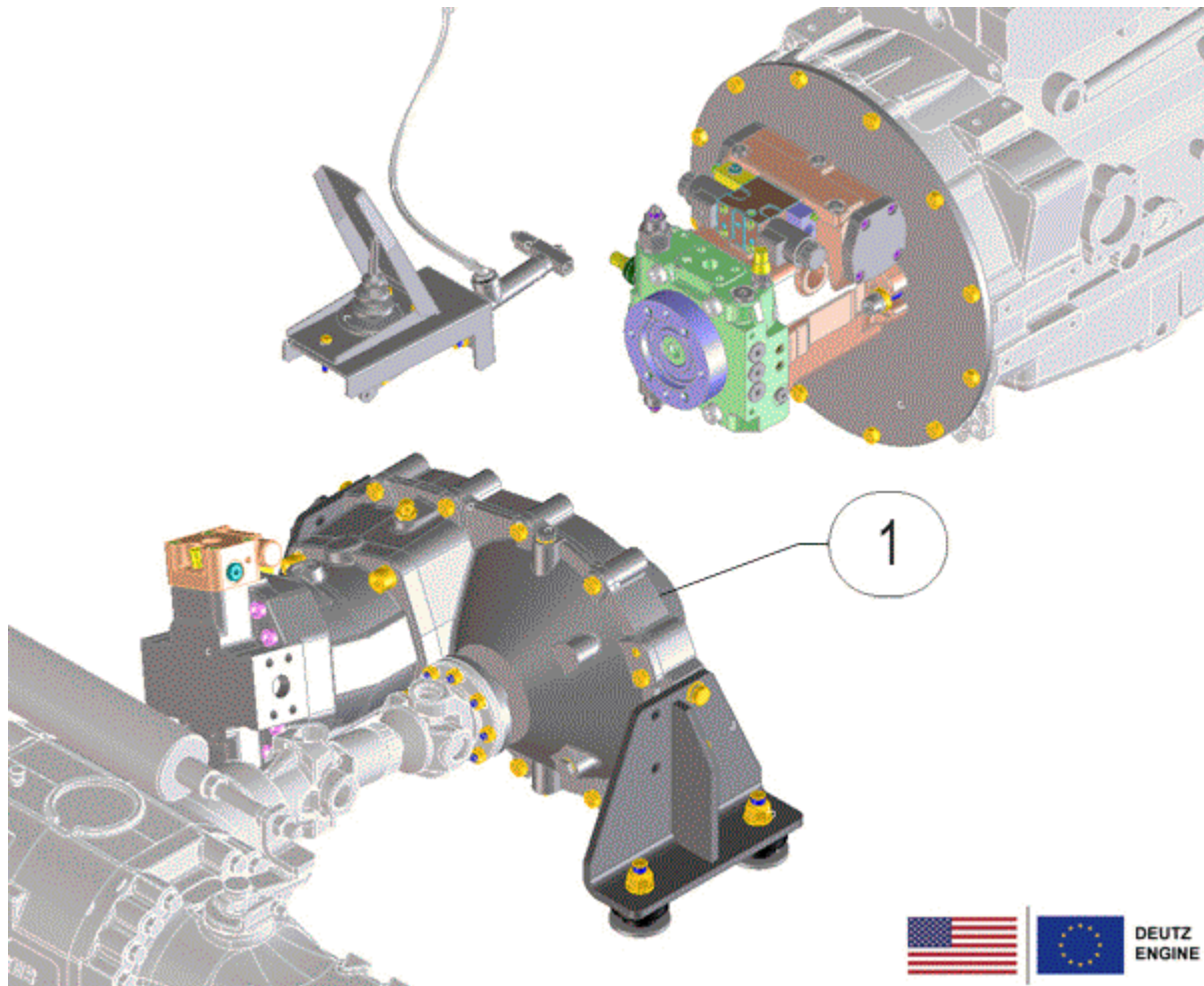


FIGURE	REFERENCE	DENOMINATION	AMOUNT
001	30.03150.00	COMPLETE REDUCTOR BOX	1

**01.OPTION/DEUTZ (USA-EU)**  
**HYDROSTATIC TRANSMISSION II**

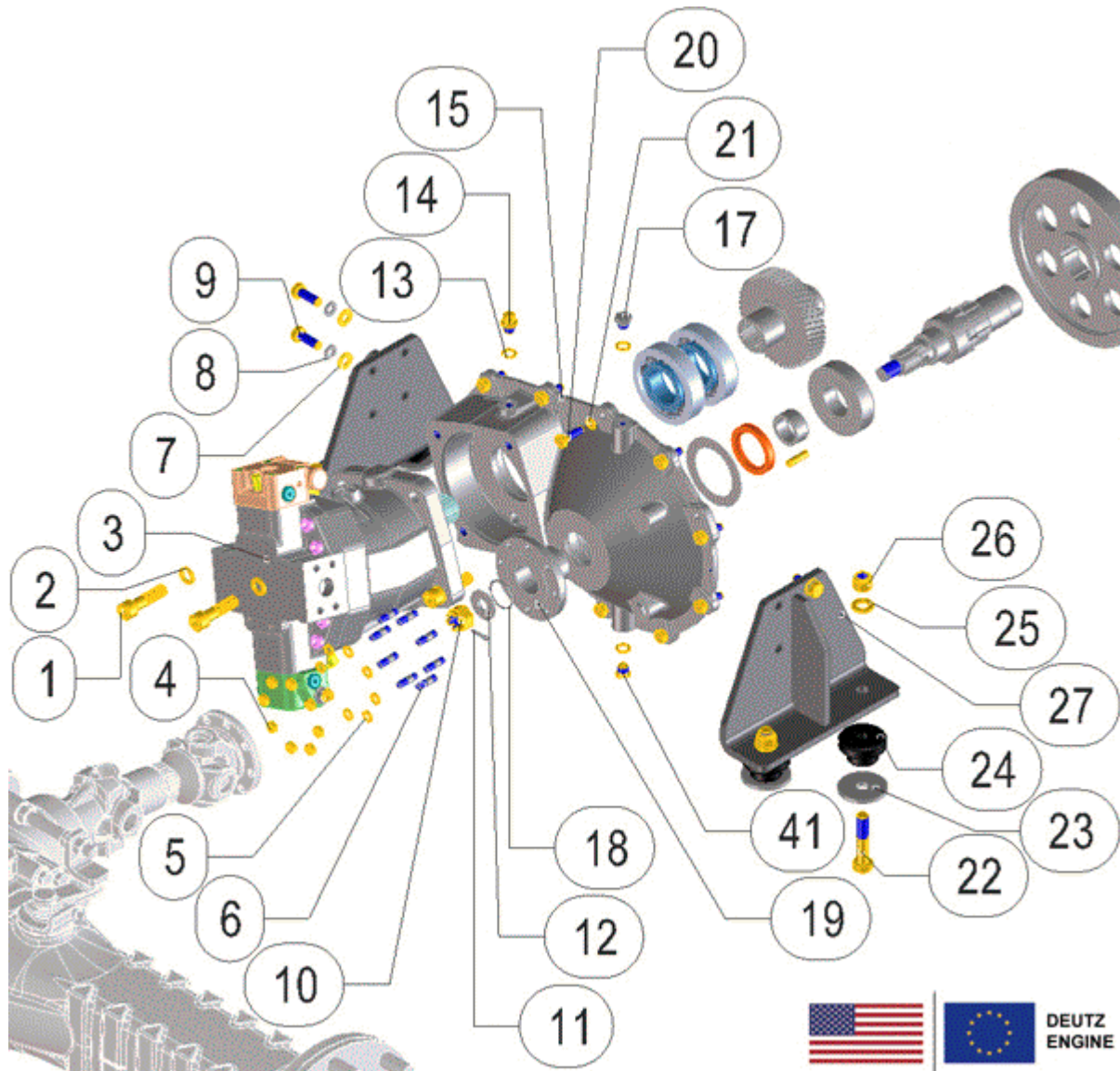


FIGURE	REFERENCE	DENOMINATION	AMOUNT
001	601.16060.86	HEXAGON SOCKET HEAD SCREW DIN912 M16x60	4
002	104.16000.00	CIR-CLIP EXT. DIN7980	4
003	30.03020.00	HYDR. ENGINE 107CC. PISTONS DA	1
004	701.10000.66	NUT DIN934 M10x1.5	9
005	104.10000.00	WASHER DIN7980 D10	20
006	15.00435.01	STUD DIN938 33 M10x1.5	8
007	101.12000.66	WASHER DIN125 D12	4
008	105.12000.66	WASHER DIN7980 D12	4
009	603.12035.86	SCREW DIN933	4
010	710.20000.66	NUT DIN935 M20x1,5	1
011	401.35040.60	PIN	1
012	15.00368.02	WASHER	1
013	107.14000.10	WASHER AL 14x20x1.5	4

014	20.03104.00	CAP	1
015	30.03104.00	REDUCTOR COVER	1
017	80.01035.00	SCREW DIN910*	2
018	201.37003.50	O-RING DIN3770	1
019	43.70160.00	Mast 3,6M-	19
020	604.10035.86	SCREW DIN931	11
021	104.10000.00	WASHER DIN7980 D10	11
022	604.16075.86	SCREW DIN931 M16x75	4
023	43.70833.00	WASHER 65X16X5	4
024	43.70831.00	SHOCK DAMPER	4
025	101.16000.66	WASHER DIN125 D16	4
026	711.16000.66	NUT DIN982 M16 8.8 K	4
027	30.03170.00	FIXING SUPPORT 80X203X260	2
041	10.00921.00	CAP M14X150 DIN908	1

**01.OPTION/DEUTZ (USA-EU)**  
**HYDROSTATIC TRANSMISSION III**

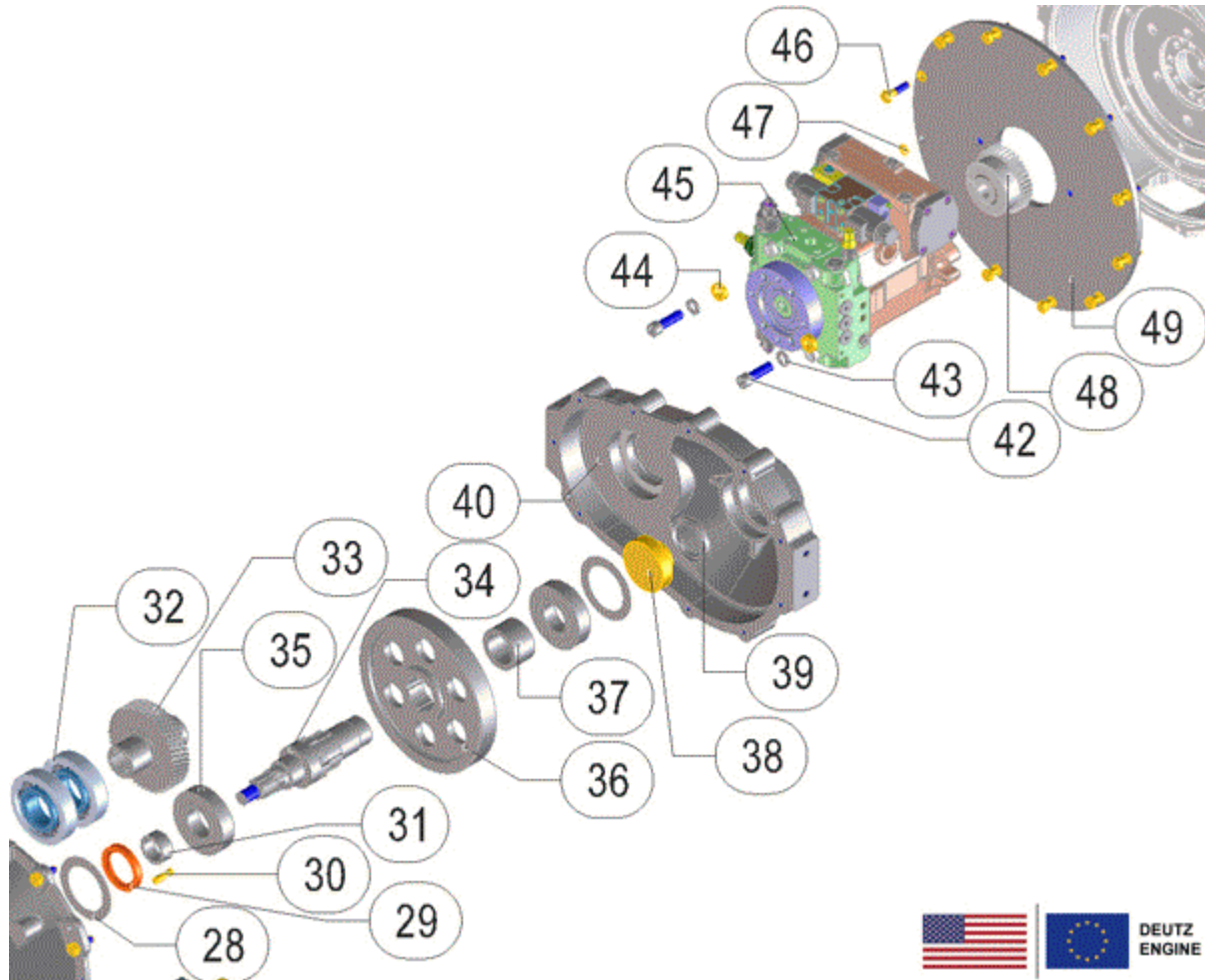


FIGURE	REFERENCE	DENOMINATION	AMOUNT
028	43.70403.00	PANEL 1.5X72X100	1
029	205.50010.50	SEAL DIN3760	1
030	403.10035.00	PIN DIN6325 D10X35	2
031	30.03153.00	SUPLEMENT D35X45X21	1
032	301.50027.00	GEAR DIN625	2
033	30.03101.00	GEAR Z49	1
034	30.03152.00	SHAFT CIL/ROS	1
035	301.45025.00	BEARING DIN625	2
036	20.03054.00	GEAR (CH250)	1
037	20.03032.00	PANEL	1
038	57.03104.00	REDUCTION GEAR CAP	1
039	205.45010.50	SEAL DIN3760	1
040	30.03103.00	REDUCTION CASE	1
042	601.14045.86	SCREW DIN912 M14x45	2
043	104.14000.00	CIR-CLIP EXT. DIN7980	2
044	15.30110.00	WASHER 14X7X26	2
045	57.03250.01	HYDR. PUMP 56CC HYDROMATIC	1



046	604.10040.86	SCREW DIN931	12
047	104.10000.00	WASHER DIN7980 D10	20
048	57.02092.01	COUPLING	1
049	57.02090.01	COUPLING D127XD451X14	1

**01.OPTION/DEUTZ (USA-EU)**  
**HYDROSTATIC TRANSMISSION IV**

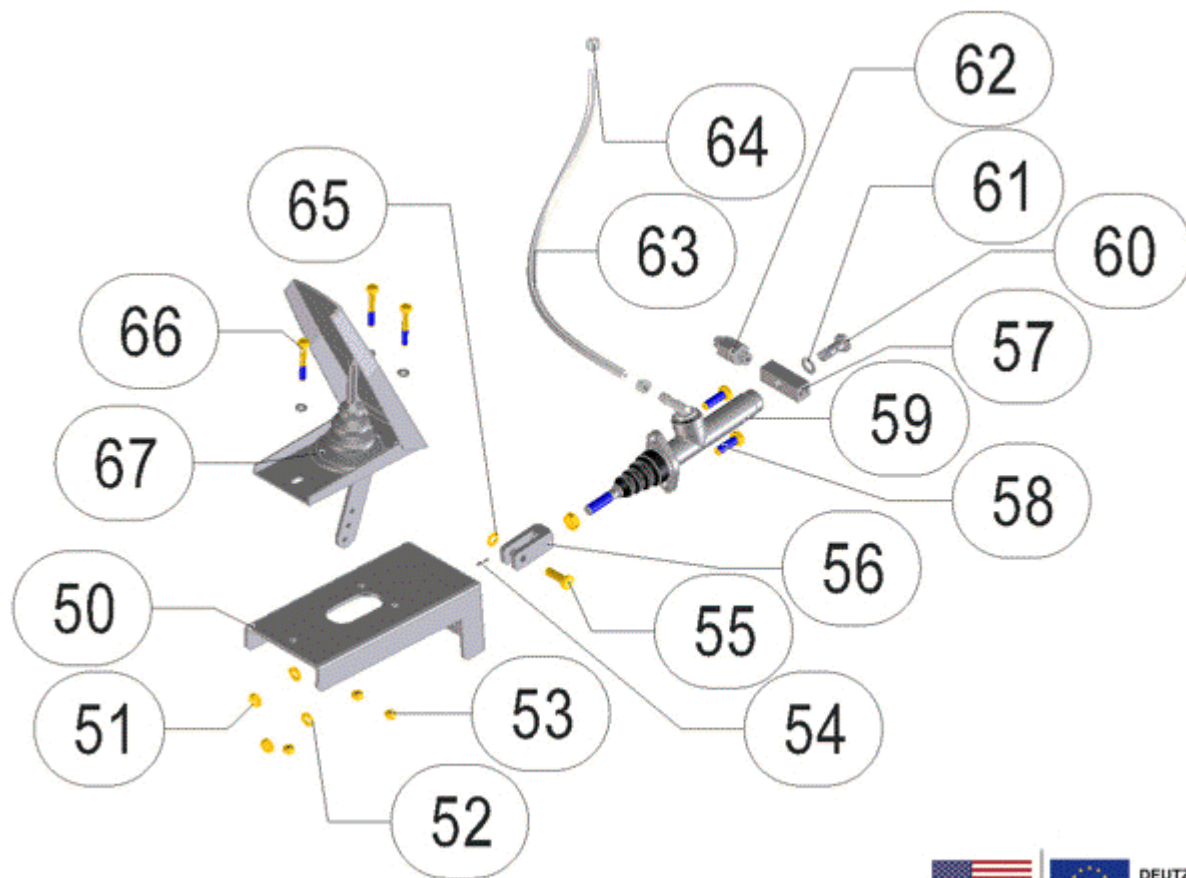


FIGURE	REFERENCE	DENOMINATION	AMOUNT
050	20.03073.00	BRAKE PUMP SUPPORT	1
051	701.08000.66	NUT DIN934 M8X1,25	2
052	105.08000.66	CIR-CLIP EXT. DIN7980	2
053	701.06000.66	NUT DIN934 M6X1	3
054	401.02020.60	PIN DIN94 2x25	1
055	01.00514.01	AXLE CIL/CPA 14x8x28	1
056	20.05040.00	ART. FORK	1
057	20.03075.00	FITTING O/H/H 16X16X50	1
058	603.08025.86	SCREW DIN933 M8x25	2
059	20.03070.00	FOOT BRAKING PUMP D15.8X38 OIL MIN.	1
060	46.01065.01	FITTING SCREW SIMPLE M10x1	1
061	106.10000.20	WASHER CU 10x16x1,5 DIN7603A	1
062	20.03072.00	PRESSURE SWITCH 1/8` BSPT 40BAR	1
063	469.15009.00	PLASTIC HOSE 6X9	1
064	948.01208.00	FLANGE	2
065	101.08000.66	WASHER DIN125 D8	1
066	604.06040.86	SCREW DIN931 M6x40	3
067	43.80250.01	PEDAL EMBR. 55X116X250	1

### 01.OPTION/DEUTZ (USA-EU) TRANSMISSION 4WD PART I

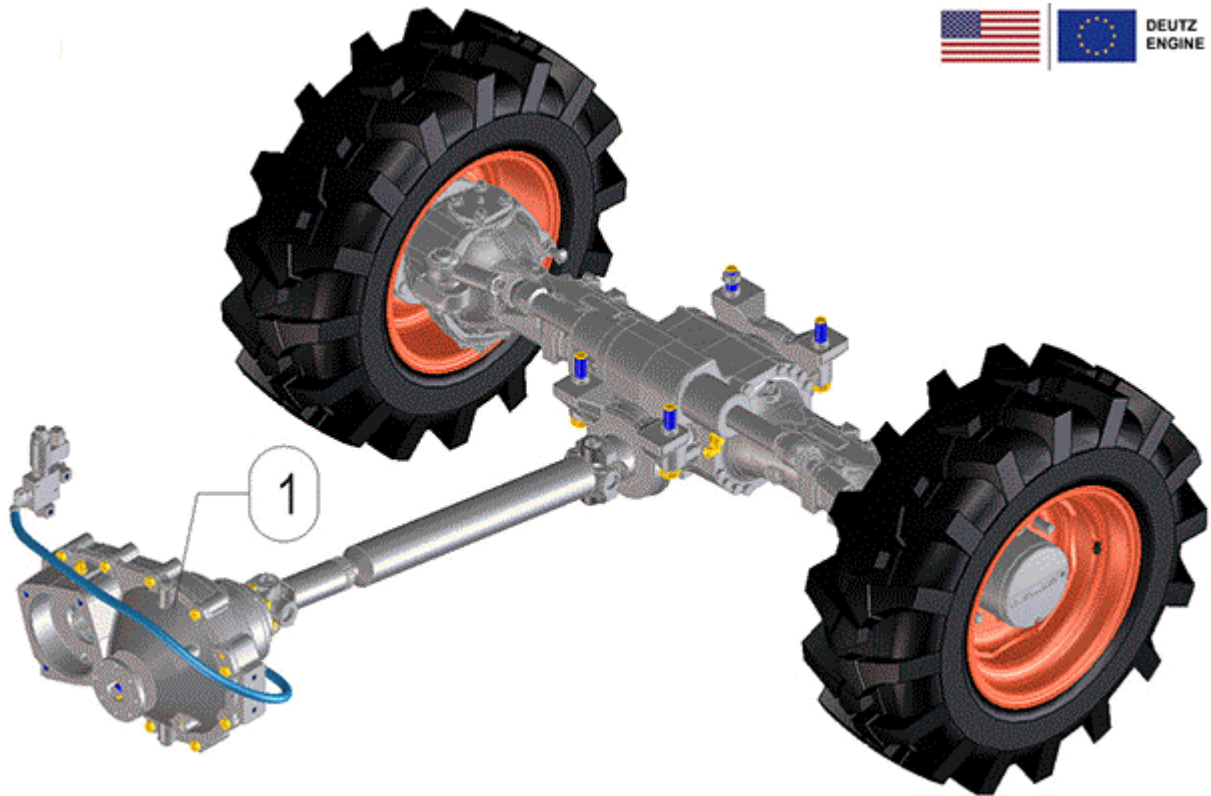


FIGURE	REFERENCE	DENOMINATION	AMOUNT
001	30.03110.00	Geared C400/500H X4	1

**01.OPTION/DEUTZ (USA-EU)**  
**TRANSMISSION 4WD PART II**

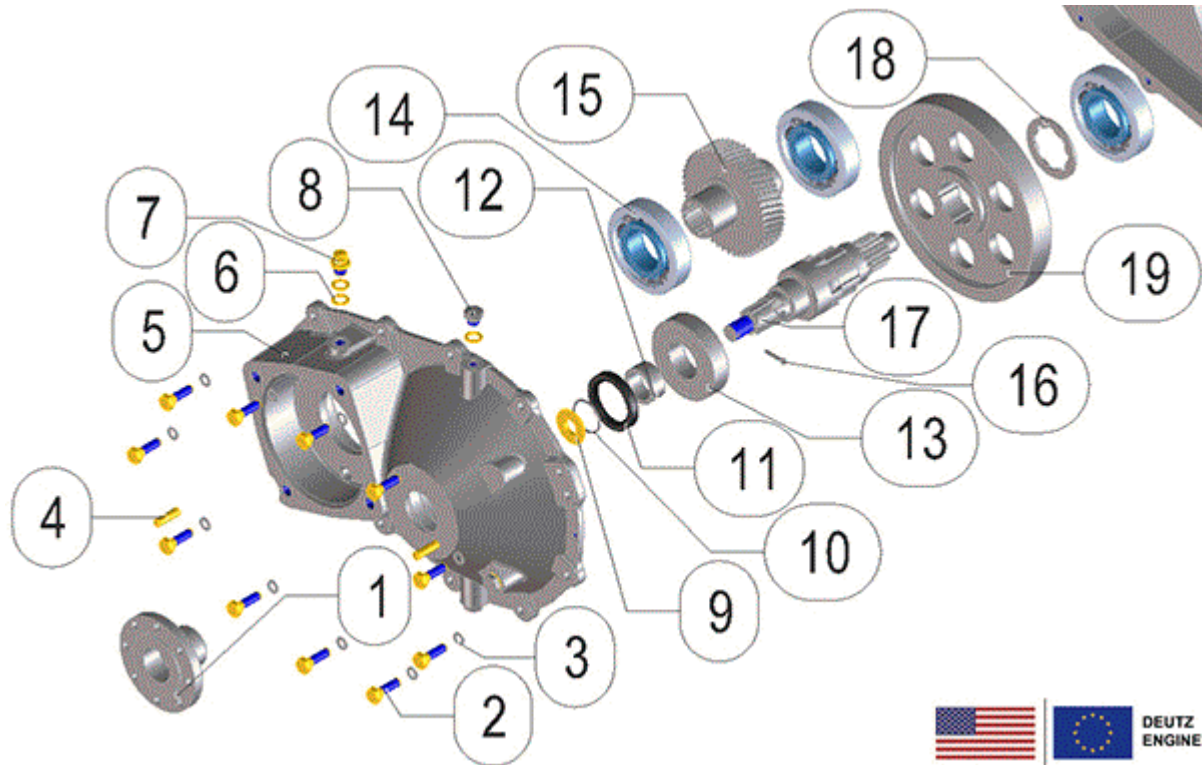


FIGURE	REFERENCE	DENOMINATION	AMOUNT
001	43.70610.00	COUPLING CYL/CYL	1
002	604.10035.86	SCREW DIN931	11
003	104.10000.00	WASHER DIN7980 D10	12
004	403.10035.00	PIN DIN6325 D10X35	2
005	30.03104.00	REDUCTOR COVER	1
006	107.14000.10	WASHER AL 14x20x1.5	5
007	20.03104.00	CAP	1
008	80.01035.00	SCREW DIN910*	3
009	15.00368.02	WASHER	1
010	201.37003.50	O-RING DIN3770	1
011	205.50010.50	SEAL DIN3760	1
012	30.03153.00	SUPLEMENT D35X45X21	1
013	301.45025.00	BEARING DIN625	1
014	301.50027.00	GEAR DIN625	3
015	30.03101.00	GEAR Z49	1
016	401.35040.60	PIN	1
017	30.03152.01	SHAFT CIL / ROS D45XD20X256	1
018	30.03163.00	CHARGE 3.3X76	1
019	20.03054.00	GEAR (CH250)	1

**01.OPTION/DEUTZ (USA-EU)**  
**TRANSMISSION 4WD PART III**

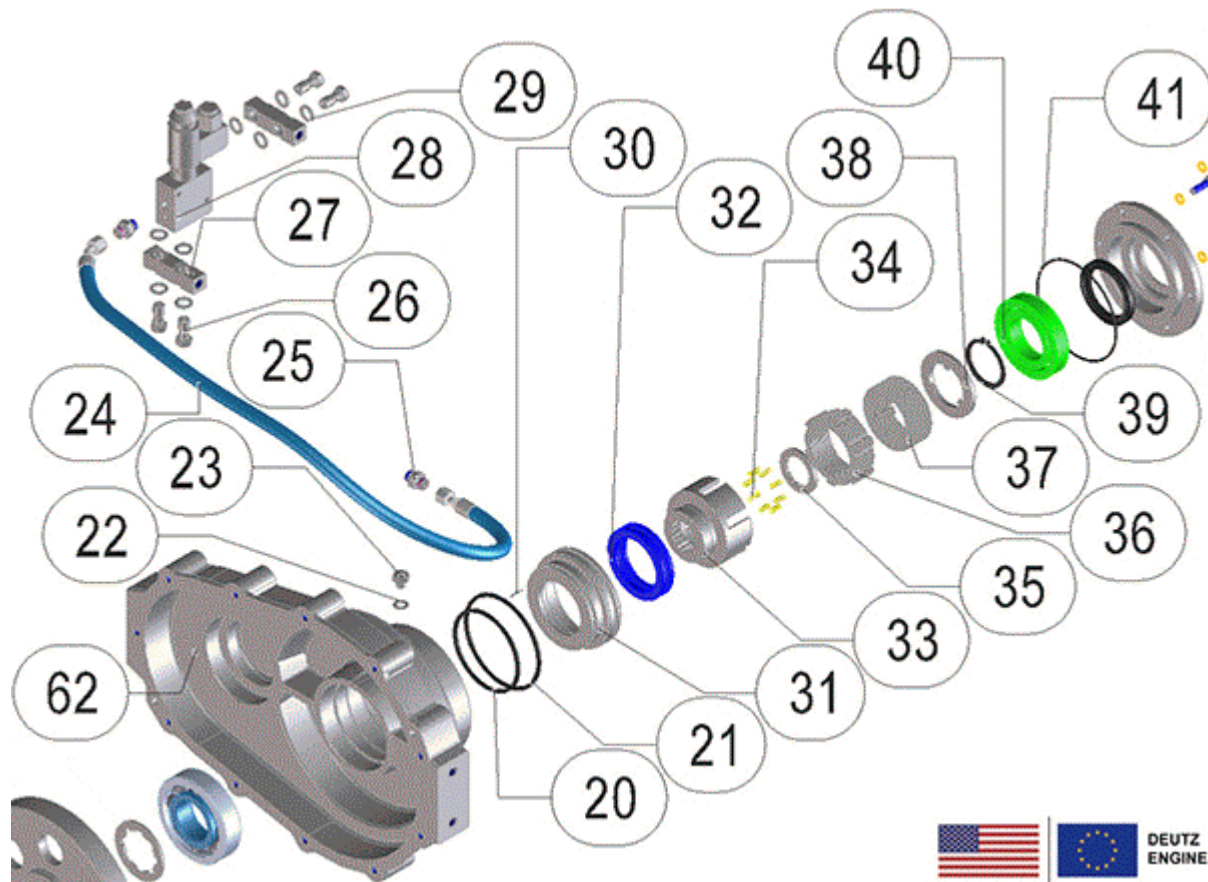


FIGURE	REFERENCE	DENOMINATION	AMOUNT
020	237.95035.50	BOARD 94,84X3,5	1
021	237.11135.50	BOARD IS. COMPAC. 110.72 X3	1
022	107.10000.10	WASHER AL	1
023	80.01090.00	CAP	1
024	30.10541.00	TUBE 1SC 1/4 L1100 TLM14-C45TL	1
025	20.10242.00	NIPPLE M/M	2
026	28.00340.00	SIMPLE SCREW FITTING 1/4 Gx26	4
027	30.10351.00	DELIVERY FITTING 1/4 "BSP	2
028	20.05005.00	SELECTION VALVE 3 WAYS	1
029	28.00341.00	METALLIC GASKET BUNA D1/4	8
030	403.03018.00	PIN 3x18 DIN6325	1
031	30.03154.00	PISTON 104X120X40	1
032	315.65018.00	BEARING DIN711	1
033	30.03155.00	CLUTCH PLATE 65X96X62	1
034	30.03156.00	SPRING COMP. 1X6X16	8
035	30.03157.00	WASHER. 4.5X56	1
036	10.03211.00	DISK CLUTCH	9
037	10.03209.00	DISK AXIAL	10
038	10.03202.00	DISK AXIAL	1

039	904.55000.00	RING DIN471 E55	1
040	301.55021.00	WASHER CALIBER 0.2	1
041	201.11503.50	O-RING DIN3770	1
062	30.03103.01	REDUCTION CASE	1

**01.OPTION/DEUTZ (USA-EU)**  
**TRANSMISSION 4WD PART IV**

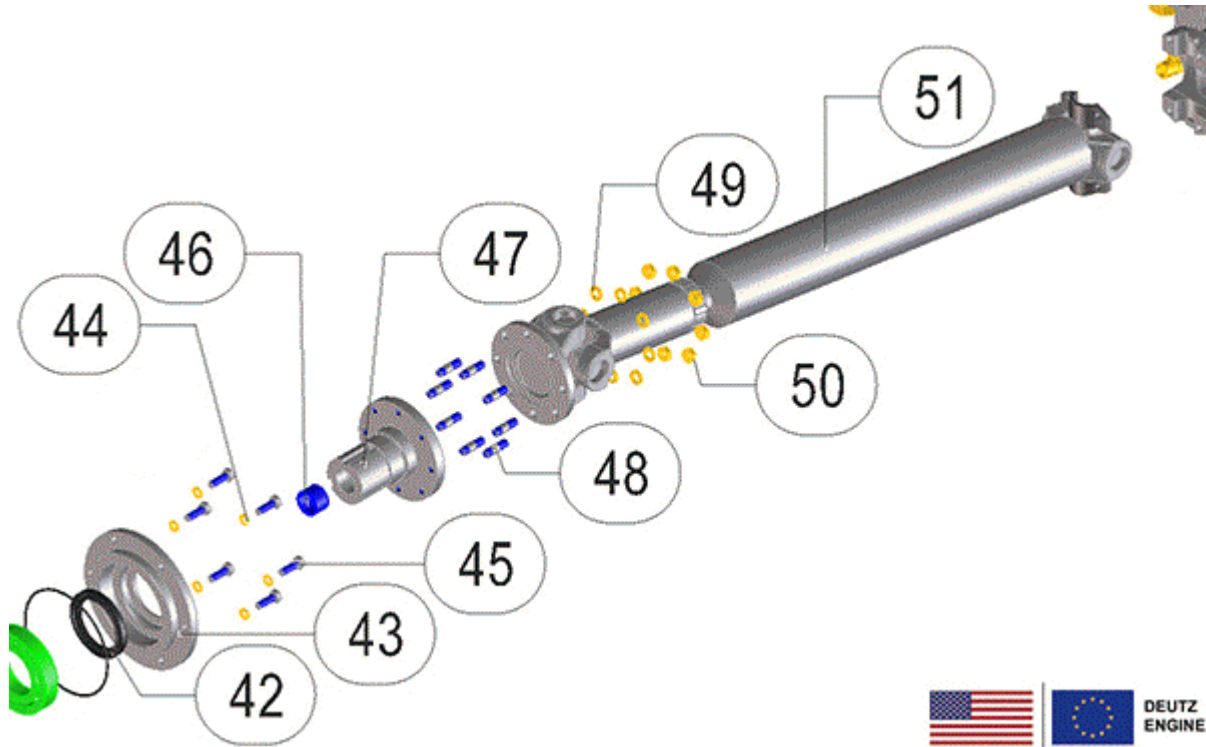


FIGURE	REFERENCE	DENOMINATION	AMOUNT
042	205.60008.50	DIN3760 SEAL 60X80X8	1
043	30.03159.00	COVER. 38X168	1
044	104.08000.00	WASHER DIN7980 D8	6
045	603.08025.86	SCREW DIN933 M8x25	6
046	308.25020.00	NEEDLE CAGE K25X30X20	1
047	30.03158.00	COUPLING 55X60X120	1
048	15.00435.01	STUD DIN938 33 M10x1.5	8
049	104.10000.00	WASHER DIN7980 D10	8
050	701.10000.66	NUT DIN934 M10x1.5	8
051	30.03601.00	FULL CARDAN JOINT 811 DIN-YOKE	1

### 01.OPTION/DEUTZ (USA-EU) TRANSMISSION 4WD PART V

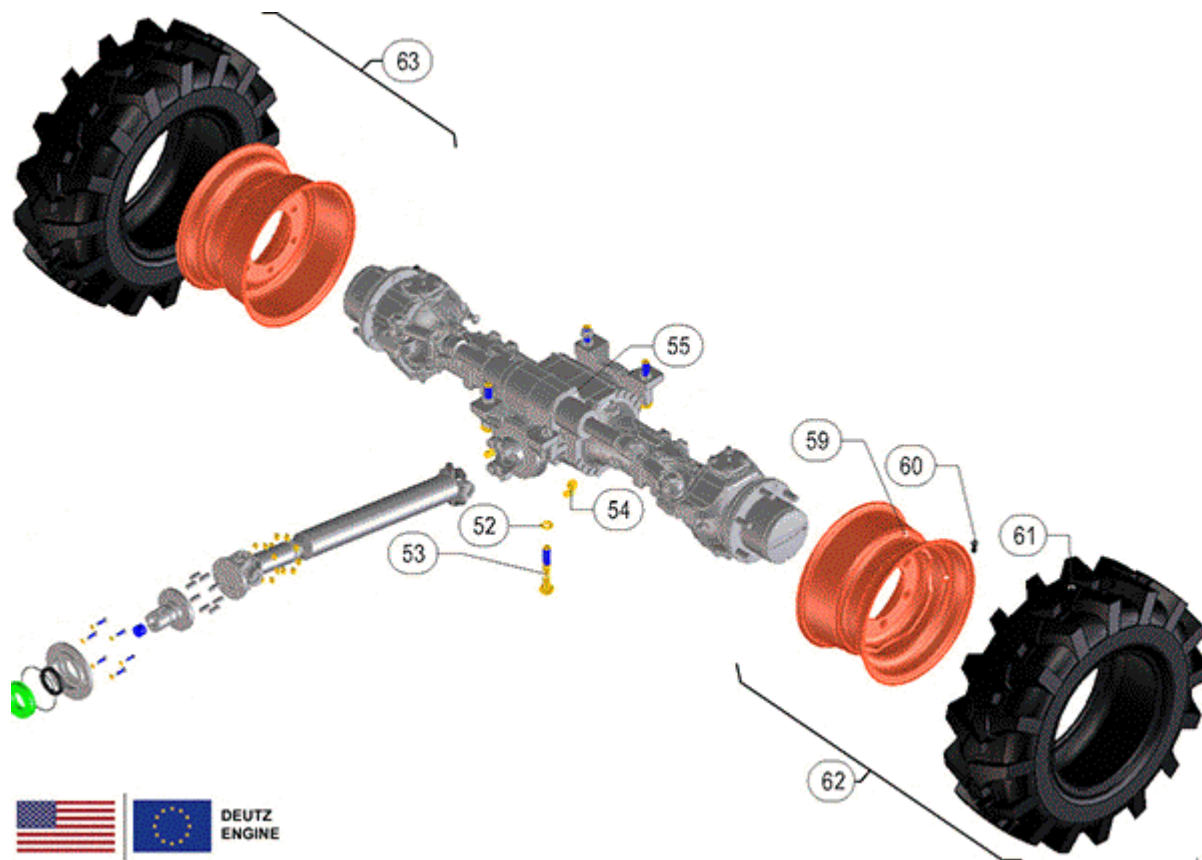


FIGURE	REFERENCE	DENOMINATION	AMOUNT
052	104.20000.00	CIR-CLIP EXT. DIN7980	4
053	604.20130.00	screw DIN931 M20x130	4
054	48.10451.00	RACOR C90M/TL M18X1,5	2
055	30.03300.00	STEERING AXLE 1400 DANA 4X4	1
059	30.07016.00	WHEEL RIM 9X15.3	1
060	70.07024.00	VALVE, TUBELESS TR575	1
061	20.07010.00	TYRE TT	1
062	30.07015IZ00	MOUNTED WHEEL 10.0/75-15.3	1
063	30.07015DE00	MOUNTED WHEEL 10.0/75-15.3	1



### 03. TRANSMISSION INCHING PEDAL

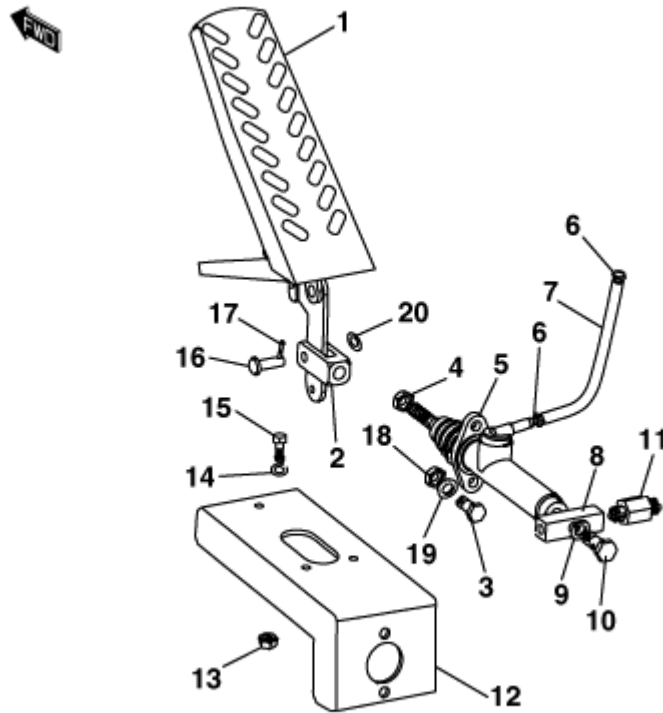


FIGURE	REFERENCE	DENOMINATION	AMOUNT
001	43.80250.01	PEDAL EMBR. 55X116X250	1
002	20.05040.00	ART. FORK	1
003	603.08025.86	SCREW DIN933 M8x25	2
004	701.10000.66	NUT DIN934 M10x1.5	1
005	20.03070.00	FOOT BRAKING PUMP D15.8X38 OIL MIN.	1
006	948.00907.00	CLAMP SPRING D9	2
007	469.15009.00	PLASTIC HOSE 6X9	1
008	20.03075.00	FITTING O/H/H 16X16X50	1
009	106.10000.20	WASHER CU 10x16x1,5 DIN7603A	2
010	20.05036.00	FITTING SCREW SIMPLE M10X1	1
011	20.03072.00	PRESSURE SWITCH 1/8" BSPT 40BAR	1
012	20.03073.00	BRAKE PUMP SUPPORT	1
013	711.06000.66	NUT DIN982 M6	3
014	104.06000.00	WASHER DIN7980 D6	3
015	604.06030.86	SCREW DIN931	3
016	01.00514.01	AXLE CIL/CPA 14x8x28	1
017	401.02025.60	PIN DIN94 2x25	1
018	711.08000.66	NUT DIN982 M8	2

**03. TRANSMISSION**  
**INCHING PEDAL**

<b>FIGURE</b>	<b>REFERENCE</b>	<b>DENOMINATION</b>	<b>AMOUNT</b>
019	104.08000.00	WASHER DIN7980 D8	2
020	112.08000.66	WASHER DIN9021 D8	2

### 03. TRANSMISSION CARDAN JOINT

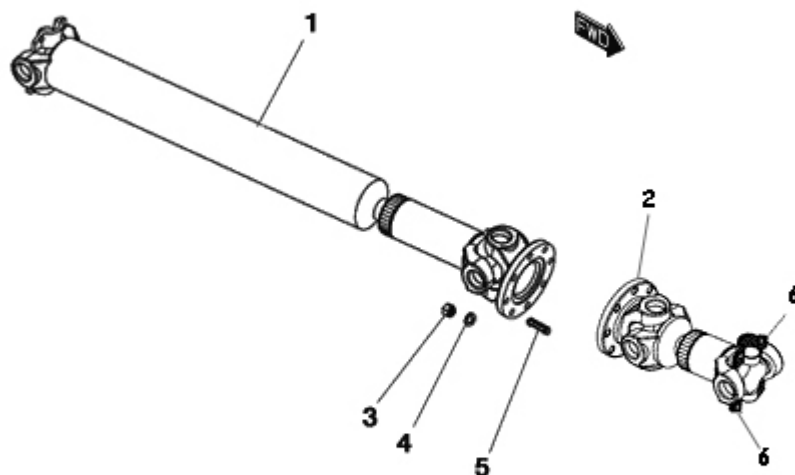


FIGURE	REFERENCE	DENOMINATION	AMOUNT
001	30.03601.00	FULL CARDAN JOINT 811 DIN-YOKE	1
002	30.03600.00	CARDAN 181	1
003	701.10000.66	NUT DIN934 M10x1.5	16
004	104.10000.00	WASHER DIN7980 D10	16
005	15.00435.01	STUD DIN938 33 M10x1.5	16
006	30.03602.00	FLANGE	2

**01.OPTION/DEUTZ (USA-EU)**  
**CARDAN JOINT-TRANSMISSION**

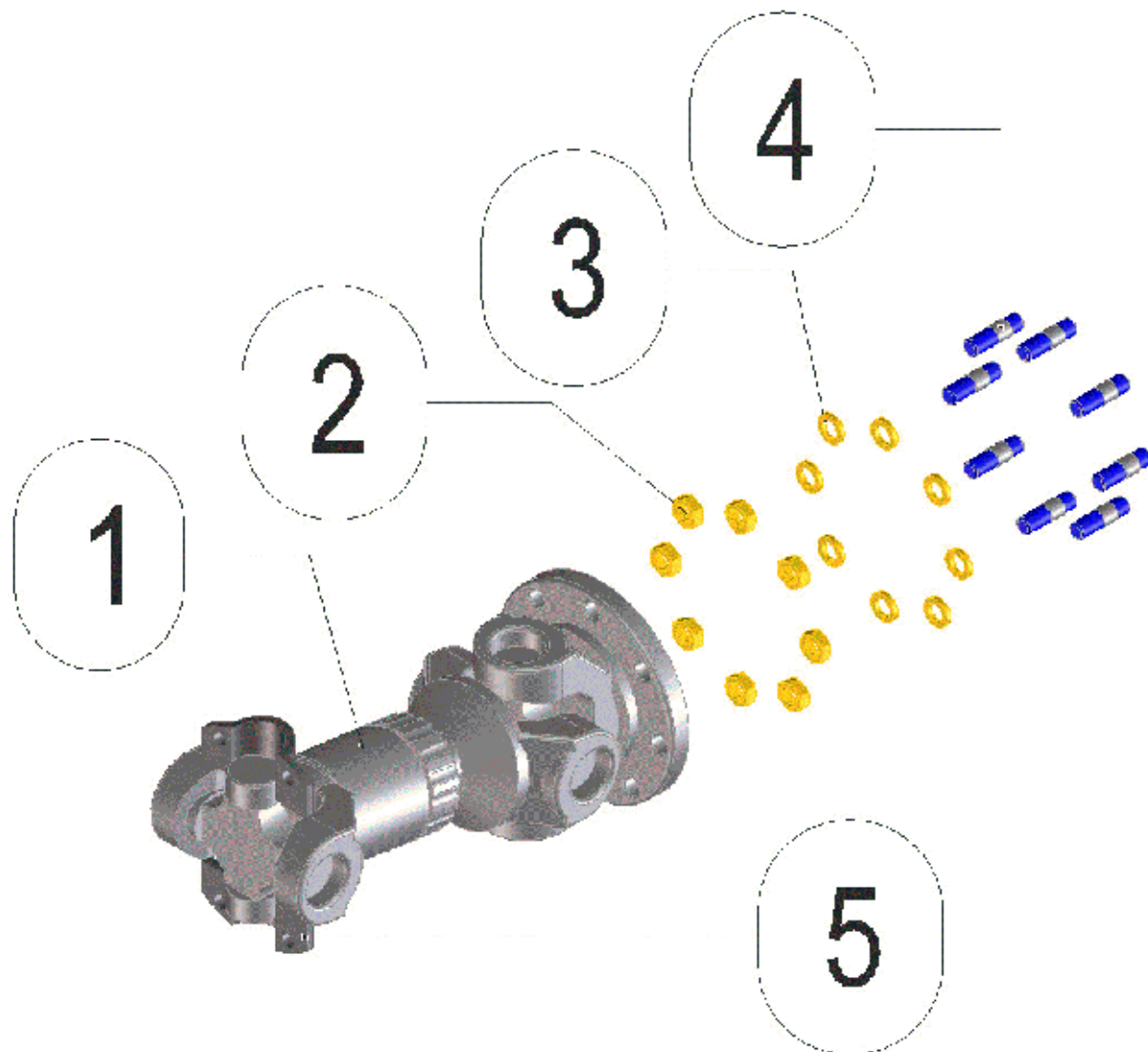


FIGURE	REFERENCE	DENOMINATION	AMOUNT
001	30.03600.00	CARDAN 181	1
002	701.10000.66	NUT DIN934 M10x1.5	8
003	104.10000.00	WASHER DIN7980 D10	8
004	15.00435.01	STUD DIN938 33 M10x1.5	8
005	30.03602.00	FLANGE	2

# TRANSMISSION (FRONT AXLE)

## FRONT AXLE

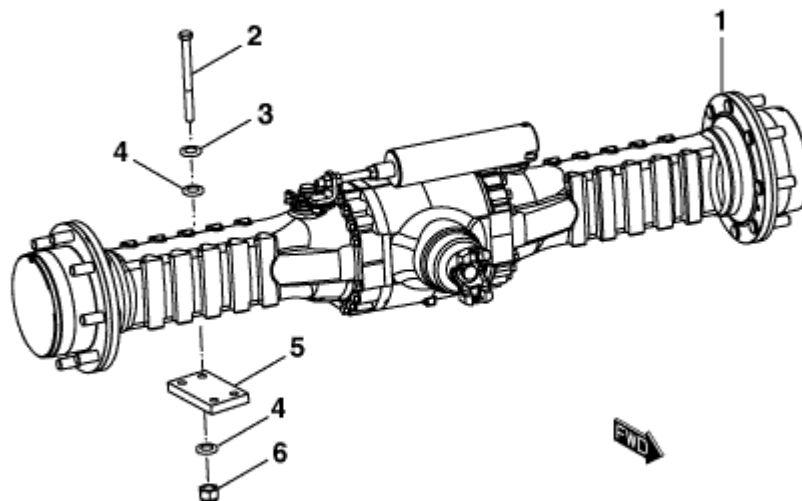


FIGURE	REFERENCE	DENOMINATION	AMOUNT
001	30.03200.00	FRONT AXLE DANA JOKE 1530	1
002	604.20240.86	BOLT DIN931 M20x240	8
003	104.20000.00	CIR-CLIP EXT. DIN7980	8
004	101.20000.66	WASHER DIN125	16
005	30.03250.00	STRIP SUPPORT 25X120X200	2
006	711.20000.66	NUT	8

**01.OPTION/DEUTZ (USA-EU)**  
**FIXED BRIDGE-TRANSMISSION**

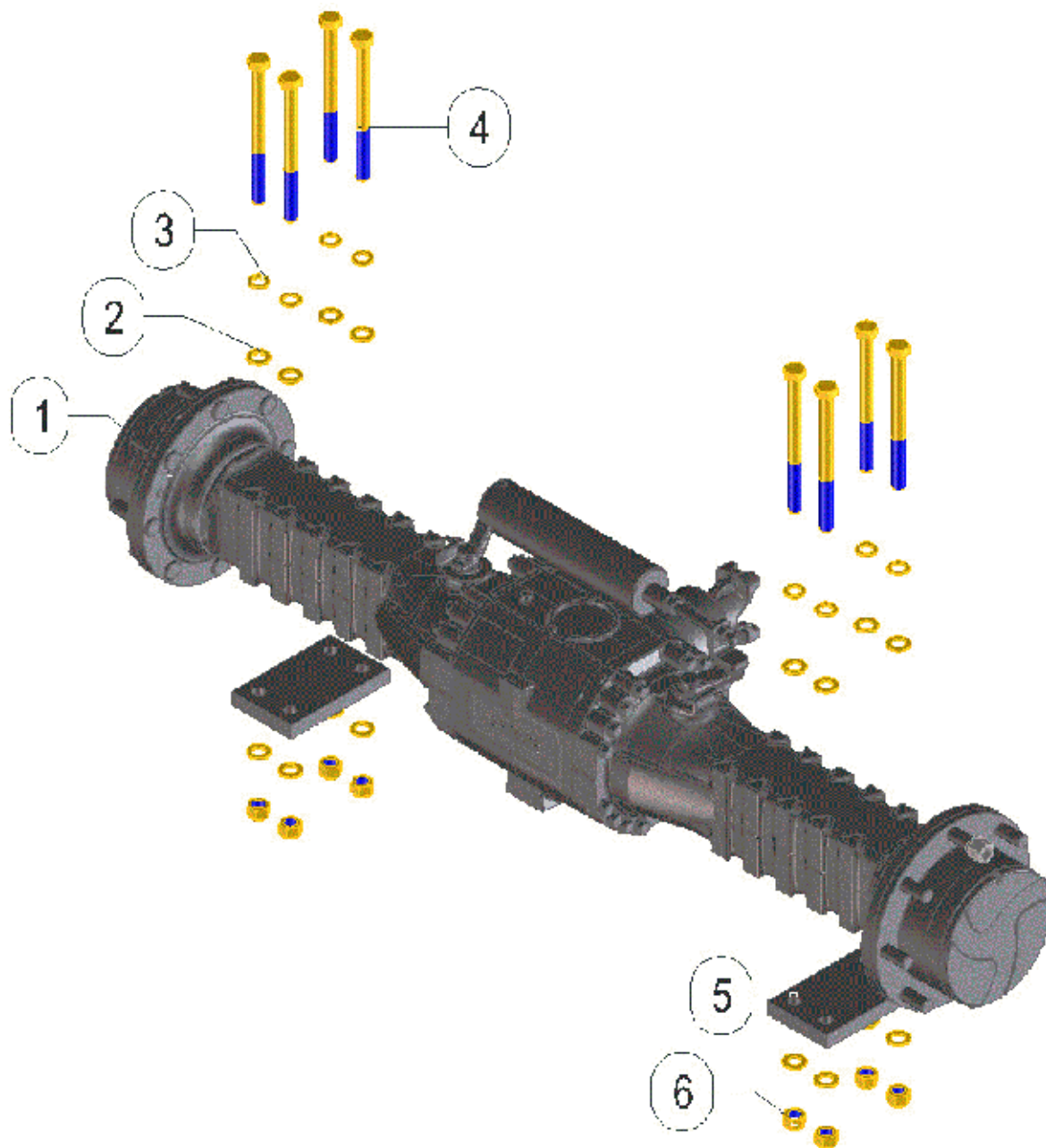


FIGURE	REFERENCE	DENOMINATION	AMOUNT
001	30.03200.00	FRONT AXLE DANA JOKE 1530	1
002	101.20000.66	WASHER DIN125	16
003	104.20000.00	CIR-CLIP EXT. DIN7980	8
004	604.20240.86	BOLT DIN931 M20x240	8
005	30.03250.00	STRIP SUPPORT 25X120X200	2
006	711.20000.66	NUT	8

# TRANSMISSION (FRONT AXLE)

## CARTER DIFFÉRENTIEL

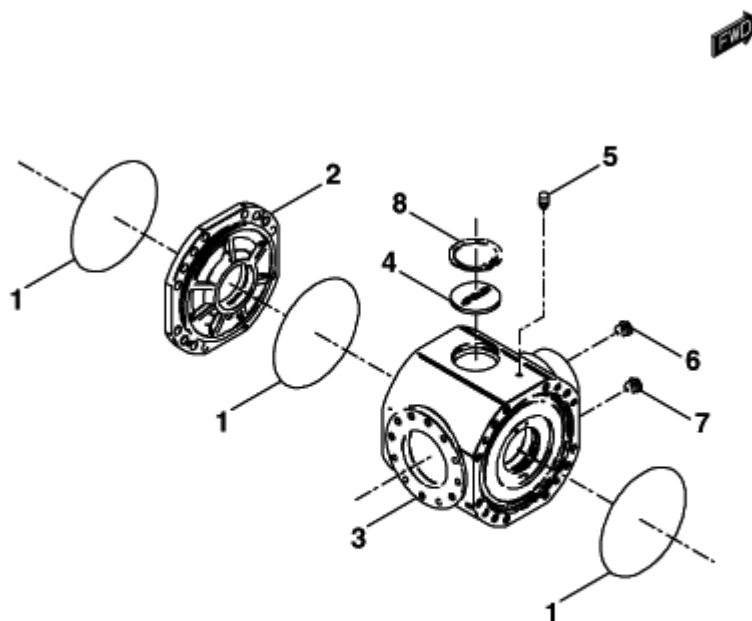


FIGURE	REFERENCE	DENOMINATION	AMOUNT
001	DA001051178	O-RING	3
002	DA1120100703	INTERMEDIATE COVER	1
003	DA1120103701	CASE	1
004	DA1710101504	PLUG	1
005	DA1120101801	VENT	1
006	DA1120161001	PLUG	1
007	DA1120161003	TAPON. 40x72 COMBUSTIBLE	1
008	DA07JM00090	RING	1

# TRANSMISSION (FRONT AXLE) RING & PINION

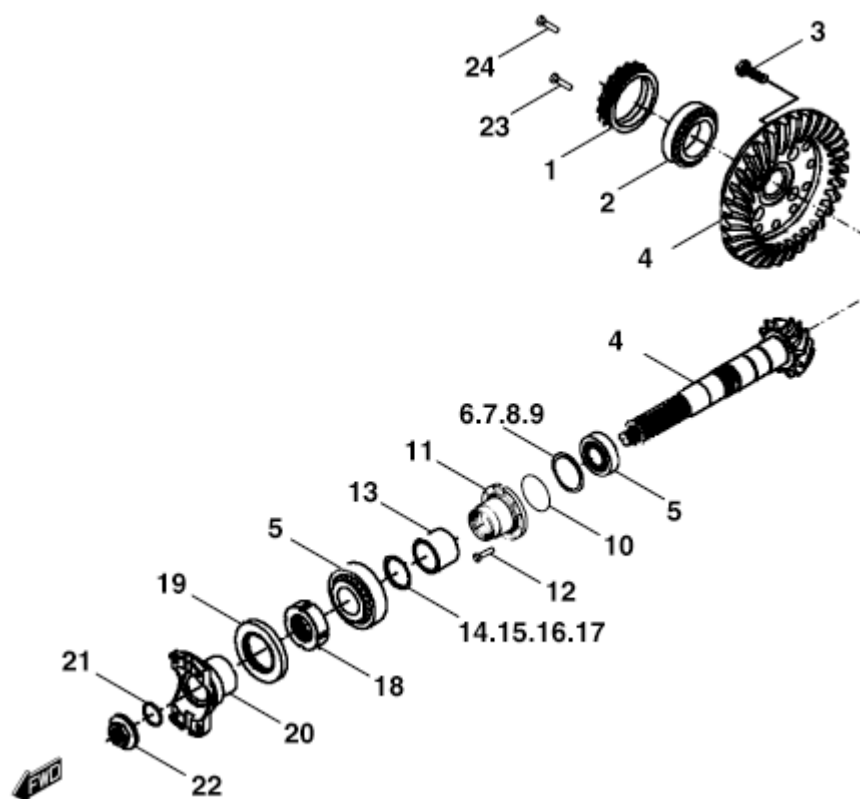


FIGURE	REFERENCE	DENOMINATION	AMOUNT
001	DA1120401602	CLAMP	2
003	DA016283390	SCREW	12
004	DA1120450021	BEVEL GEAR SET	1
005	DA005100162	TAPER ROLLER BEARING	2
006	DA013011279	SHIM	1
007	DA013011281	SHIM	1
008	DA013013055	SHIM	1
009	DA013013066	SHIM	1
013	DA1120400902	SPACER	1
014	DA013013117	SHIM	1
015	DA013013118	SHIM	1
016	DA013013119	SHIM	1
017	DA013013120	SHIM	1
018	DA9530401201	CLAMP	1
019	DA001030730	O-RING	1
020	DA1120473202	FLANGE	1
021	DA001053158	O-RING	1
022	DA3571413901	NUT	1



**TRANSMISSION (FRONT AXLE)  
RING & PINION**

<b>FIGURE</b>	<b>REFERENCE</b>	<b>DENOMINATION</b>	<b>AMOUNT</b>
023	DA016040417	CYLINDER SCREW	4
024	DA016041214	CYLINDER SCREW	2

# TRANSMISSION (FRONT AXLE) DIFFERENTIAL

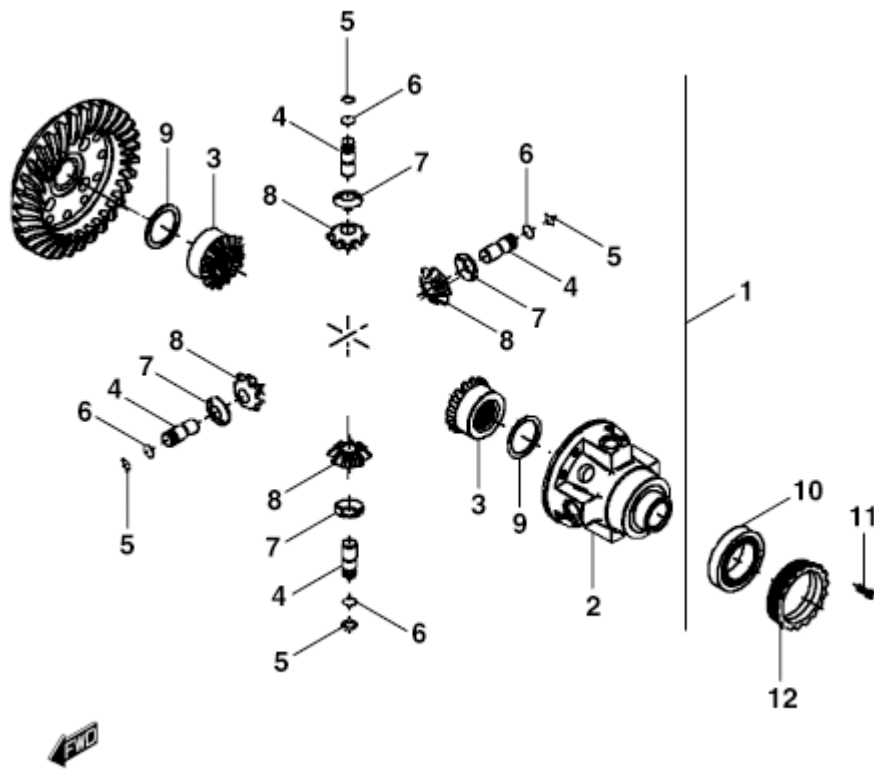


FIGURE	REFERENCE	DENOMINATION	AMOUNT
001	DA1120470201	DIFFERENTIAL	1
002	DA1120400104	DIFFERENTIAL CARRIER	1
003	DA1120400501	DIFFERENTIAL SIDE GEAR	2
004	DA1120470602	PIN	4
005	DA002143244	RING	4
006	DA002063163	RING	4
007	DA1120400801	FRICTION WASHER	4
008	DA1120400404	SATELLITE	4
009	DA1120400701	FRICTION WASHER	2
010	DA005091039	TAPER ROLLER BEARING	2
011	DA016041214	CYLINDER SCREW	1
012	DA1120401602	CLAMP	2

## TRANSMISSION (FRONT AXLE) REDUCTION

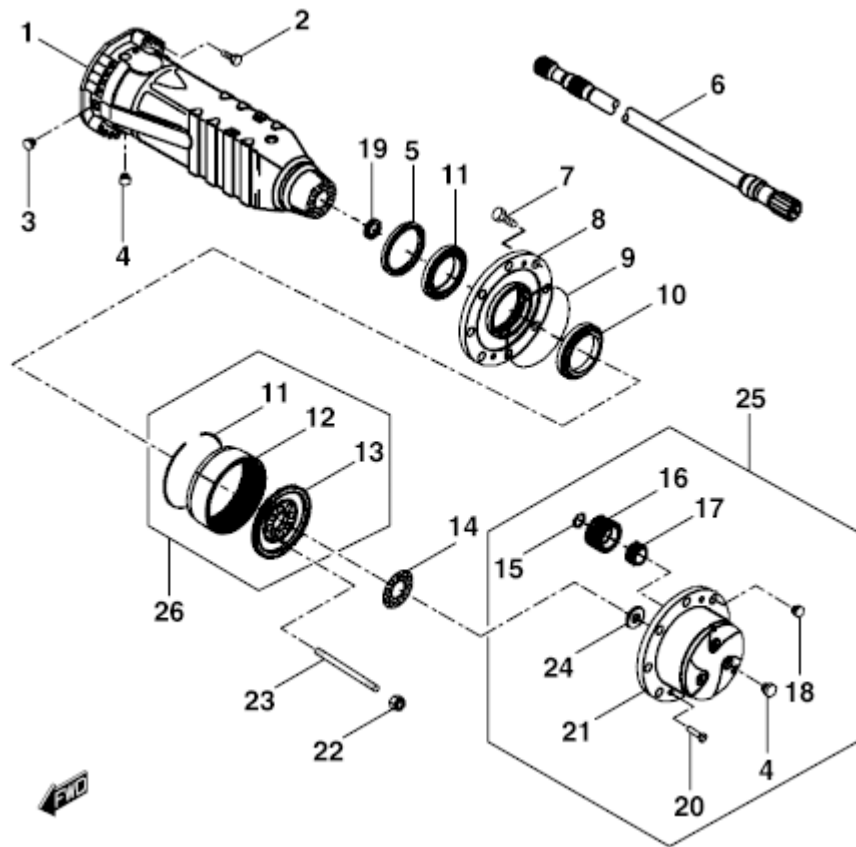


FIGURE	REFERENCE	DENOMINATION	AMOUNT
001	DA1120601821	CASE	2
002	DA1120607001	SCREW	32
003	DA1120161001	PLUG	4
004	DA1120161003	TAPON. 40x72 COMBUSTIBLE	2
005	DA1770600901	SEAL	2
006	DA1120600106	HALF SHAFT	2
007	DA9320607401	WHEEL STUD	16
008	DA1120604901	WHEEL HUB	2
009	DA001051178	O-RING	2
010	DA005103166	BEARING	4
011	DA002063193	RING	2
012	DA1120600504	RING GEAR	2
013	DA1120600707	RING GEAR SUPPORT	2
014	DA1120602601	LOCKING PLATE	2
015	DA002143191	RING	6
016	DA1120600603	PLANET GEAR	6
017	DA1120600802	BEARING	6
018	DA006082833	WHEEL NUT	16

**TRANSMISSION (FRONT AXLE)  
REDUCTION**

<b>FIGURE</b>	<b>REFERENCE</b>	<b>DENOMINATION</b>	<b>AMOUNT</b>
019	DA001403167	SEAL	2
020	DA016060442	COUNTERSUNK SCREW	4
021	DA1120605004	PLANET GEAR CARRIER	2
022	DA006041159	NUT	16
023	DA1120602501	STUD	16
024	DA1120601702	FRICITION WASHER	2
025	DA2120671019	KIT	2
026	DA2120670707	RING GEAR SUPPORT SET	2

# TRANSMISSION (FRONT AXLE) BRAKE

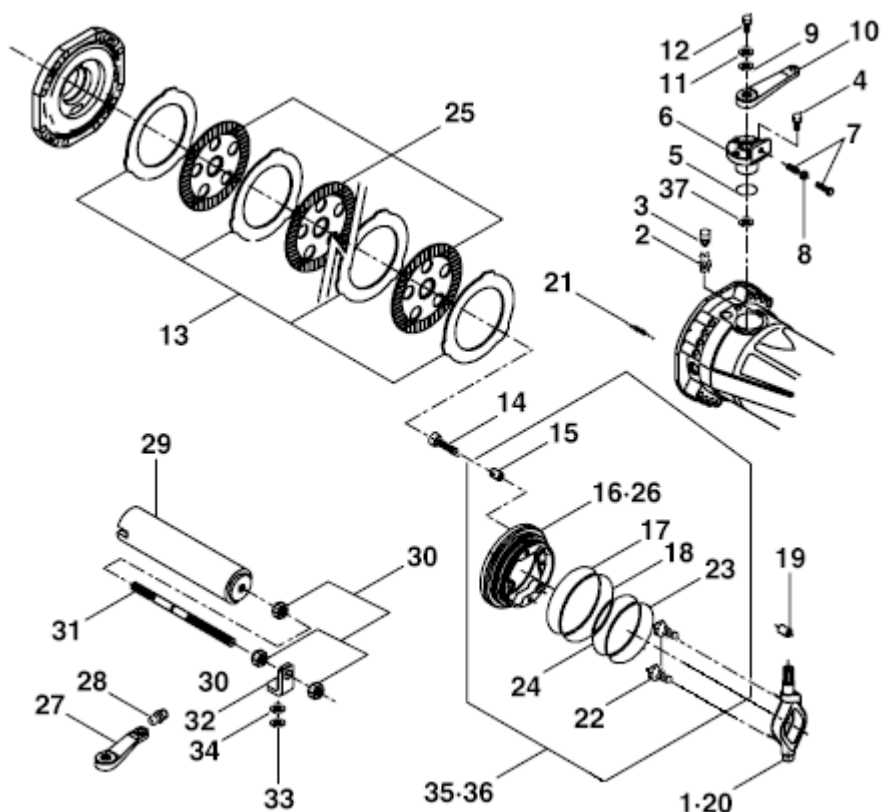


FIGURE	REFERENCE	DENOMINATION	AMOUNT
001	DA1120770101	RIGHT LEVER	1
002	DA7340701401	BOLT, BLEEDING	2
003	DA7340701501	PLUG	2
004	DA016040705	CYLINDER BOLT	6
005	DA001051494	O-RING	2
006	DA1120701504	REDUCTION BUSH	2
007	DA016082083	SCREW	2
008	DA006030195	NUT	2
009	DA001051358	O-RING	2
010	DA1120702703	LEVER	1
011	DA1710700701	WASHER	2
012	DA016060439	COUNTERSUNK BOLT	2
013	DA1120700601	INTERMEDIATE BRAKE DISC	10
014	DA1120703710	ADJUSTING SCREW	6
015	DA1120700203	SPRING	3
016	DA1120700719	LEFT PISTON	1
017	DA1120700902	RING	1
018	DA1120700802	RING	1

**TRANSMISSION (FRONT AXLE)  
BRAKE**

FIGURE	REFERENCE	DENOMINATION	AMOUNT
019	DA014020913	DOWEL	2
020	DA1120770201	LEFT LEVER	1
021	DA1800700401	SPRING	6
022	DA7380701802	PUSHER	2
023	DA1120700901	RING	1
024	DA1120700801	O-RING	1
025	DA1120761002	BRAKE DISC	8
026	DA1120700720	RIGHT PISTON	1
027	DA1120702704	LEVER	1
028	DA008010212	GREASE FITTING	2
029	DA1120766001	WHEEL CYLINDER	1
030	DA006031196	NUT	3
031	DA1120705502	ROD	1
032	DA1710770301	SUPPORT	1
033	DA002010502	RING	1
034	DA7340703101	SPACER	1
035	DA1120770304	LEFT PISTON KIT	1
036	DA1120770303	RIGHT PISTON KIT	1
037	DA001051588	O-RING	2

# TRANSMISSION (REAR AXLE)

## REAR AXLE

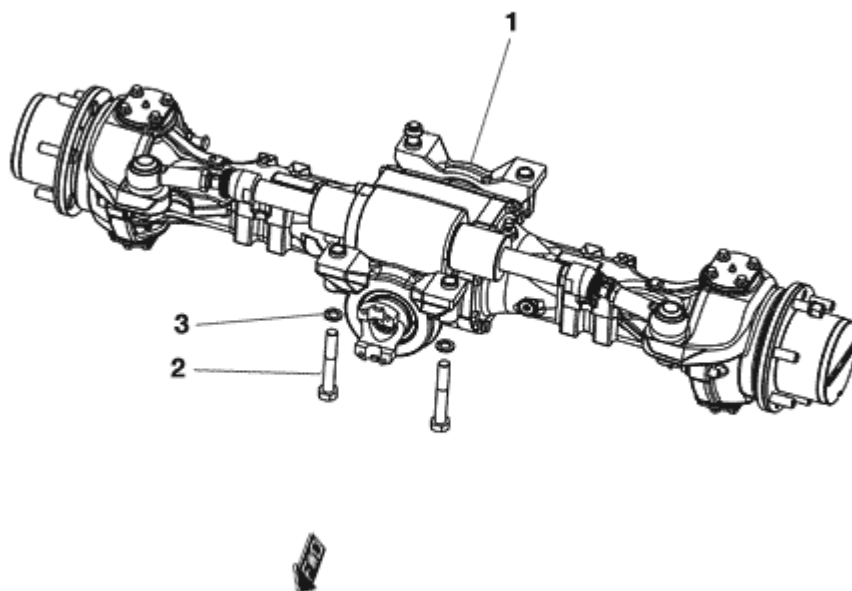


FIGURE	REFERENCE	DENOMINATION	AMOUNT
001	30.03300.00	STEERING AXLE 1400 DANA 4X4	1
002	604.20130.86	SCREW DIN931	4
003	104.20000.00	CIR-CLIP EXT. DIN7980	4

### 01.OPTION/DEUTZ (USA-EU) SIMPLE GUIDELINE BRIDGE I-TRANSMISSION

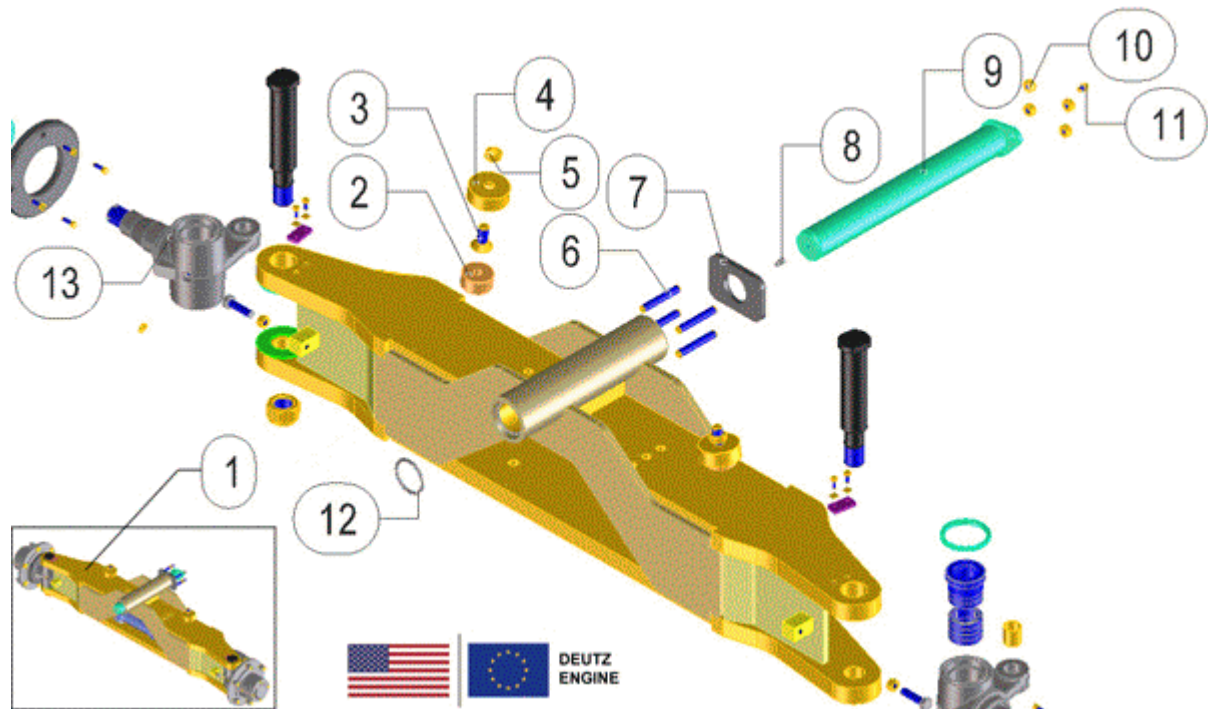


FIGURE	REFERENCE	DENOMINATION	AMOUNT
001	30.03560.04	GUIDELINE BRIDGE C400/500H (X2)	1
002	20.03002.00	BUTT	2
003	618.16030.86	SCREW DIN7991	2
004	20.03003.00	SHOCK ABSORVER SUPPORT	2
005	701.16000.66	NUT	2
006	612.12080.86	BOLT DIN914 M12x80	4
007	57.04114.00	PLATE	1
008	901.08000.33	GREASER DIN71412-A M8x1,25	1
009	30.03580.00	SHAFT CIL/CIL D50X417	1
010	701.12000.66	NUT DIN934 M12x1.75	4
011	603.08010.86	SCREW DIN933 M8x10	1
012	201.05153.50	O-RING DIN3770	2
013	30.03572.01	RIGHT STUB AXLE D82X203X122	1



## 01.OPTION/DEUTZ (USA-EU) SIMPLE GUIDELINE BRIDGE II-TRANSMISSION

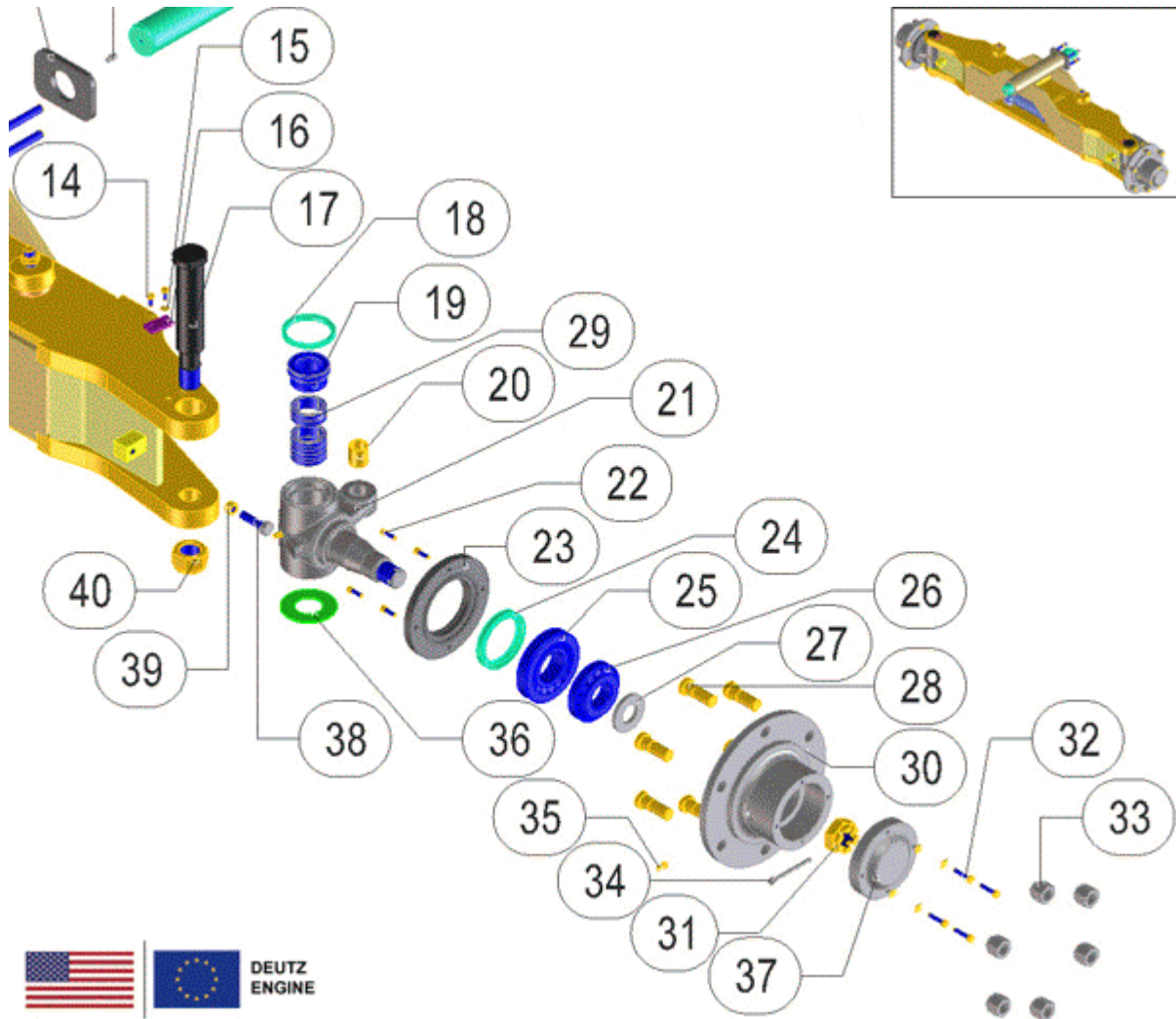


FIGURE	REFERENCE	DENOMINATION	AMOUNT
014	603.06015.86	SCREW DIN933 M6x15	6
015	104.06000.00	WASHER DIN7980 D6	14
016	15.00832.00	PANEL	2
017	30.03573.00	SHAFT D40XM30X230	2
018	219.58070.50	RING 58x68x7	2
019	331.40032.00	BEARING DIN5429 NKXR40-Z-A	2
020	949.02530.00	BUSHING 25x28x30 DIN 1494	2
021	30.03571.01	LEFT STUB AXLE D82X203X122	1
022	601.06020.86	SCREW DIN912	8
023	30.03503.00	SEAL PROTECTOR	2
024	205.70010.50	SEAL DIN3760 70X90X10	2
025	307.50030.00	DIN720 BEARING 31310	2
026	307.40026.00	BEARING DIN720 31308A	2
027	30.03550.01	WASHER D31XD60X6 FI	2
028	15.00452.00	SCREW FASTENING WHEEL	12

029	327.40020.00	BEARING DIN5412 RNA49/32	6
030	30.03555.02	WHEEL HUB D71XD242X103 6AGJ.	2
031	715.30000.60	NUT DIN979 M30X2	2
032	603.06030.86	SCREW DIN933 M6x30	8
033	15.00453.00	NUT	12
034	401.06070.60	PIN DIN94 6x70	2
035	901.08000.33	GREASER DIN71412-A M8x1,25	4
036	30.03543.00	WASHER Ø41x82 H2	2
037	30.03556.01	HUB CAP FITTING 33XD120	2
038	603.12045.86	SCREW DIN933	2
039	701.12000.66	NUT DIN934 M12x1.75	2
040	720.30000.66	NUT	2

**01.OPTION/DEUTZ (USA-EU)**  
**SIMPLE GUIDELINE BRIDGE III-TRANSMISSION**

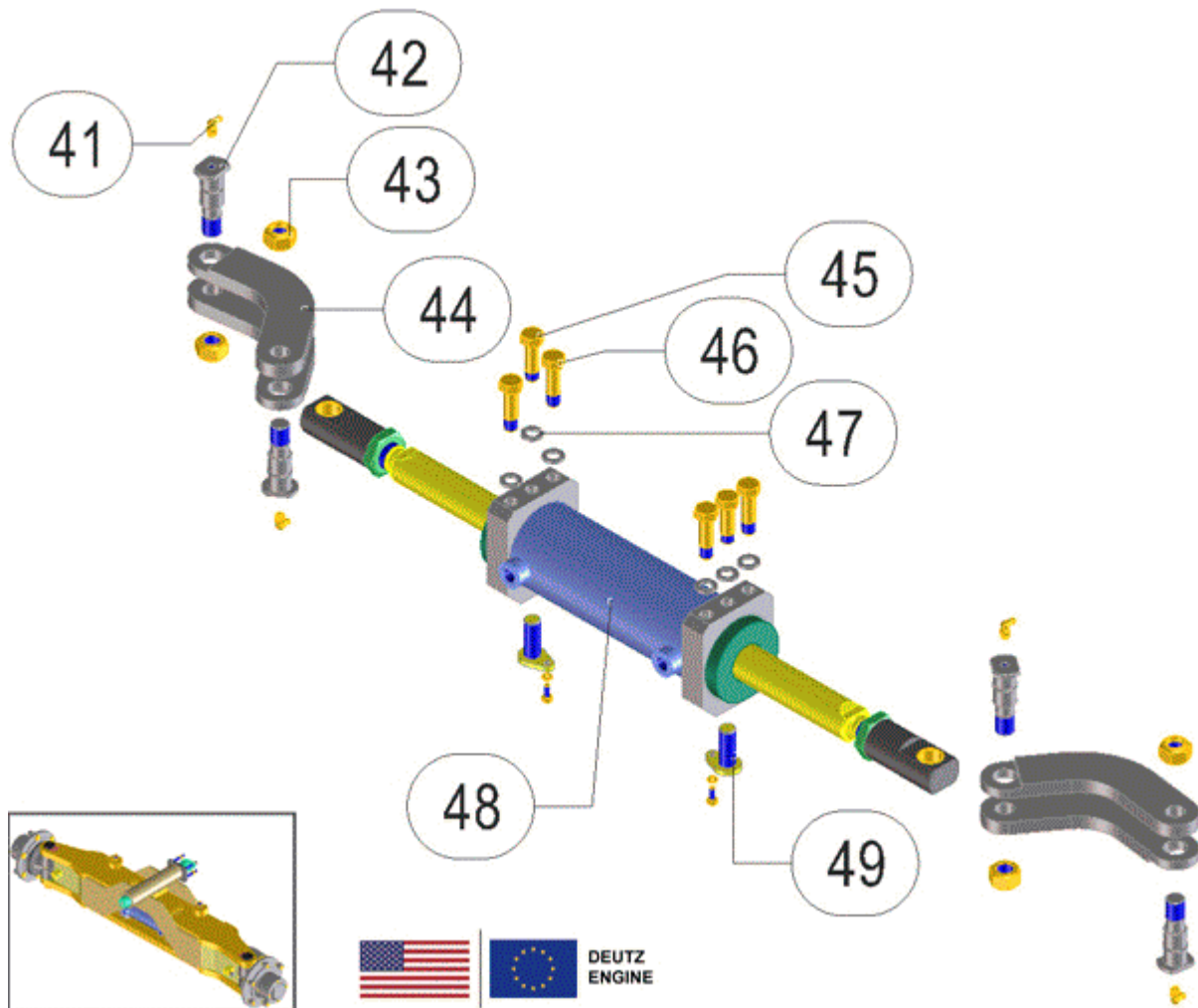


FIGURE	REFERENCE	DENOMINATION	AMOUNT
041	902.08000.33	GREASER DIN71412-C	4
042	30.03521.01	SHAFT D25X84	4
043	720.20000.66	NUT DIN985 M20x1.5	4
044	30.03570.00	CON ROD D20-25X190	4
045	30.03505.00	SCREW DIN931 M14X1,5X52	2
046	30.03504.00	SCREW DIN931 M14X1,5X52	4
047	104.14000.00	CIR-CLIP EXT. DIN7980	6
048	30.03562.02	CYLINDER D.70 C.77+77 L.881	1
049	30.03506.00	PUSHPIN WITH PLATE	2

# TRANSMISSION (REAR AXLE)

## CARTER DIFFÉRENTIEL

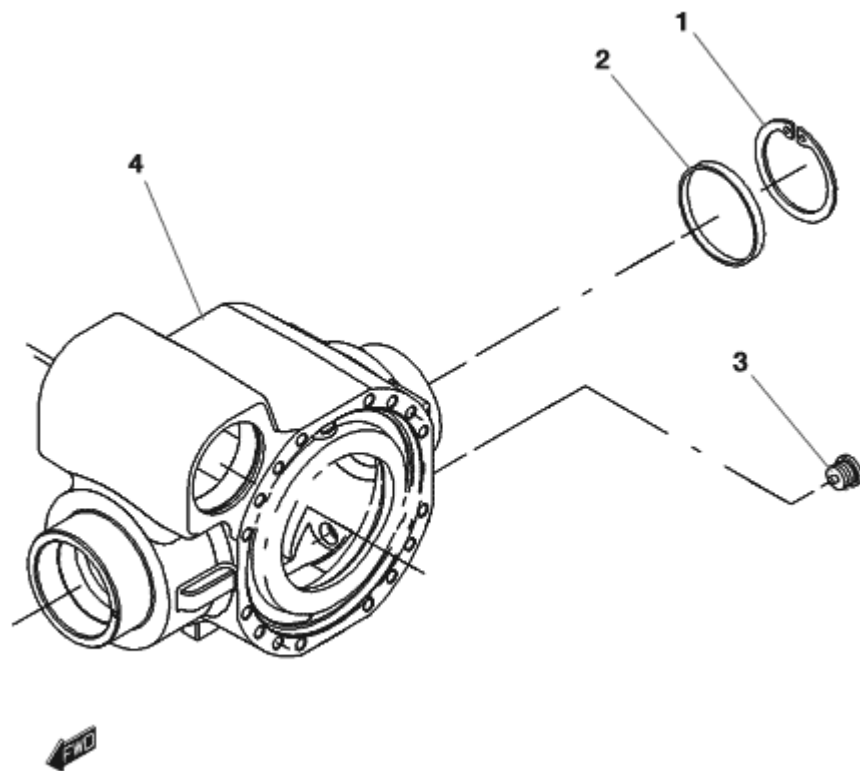


FIGURE	REFERENCE	DENOMINATION	AMOUNT
001	DA07JM00090	RING	1
002	DA1710101504	PLUG	1
004	DA2110100402	HOUSING	1

# TRANSMISSION (REAR AXLE) RING & PINION

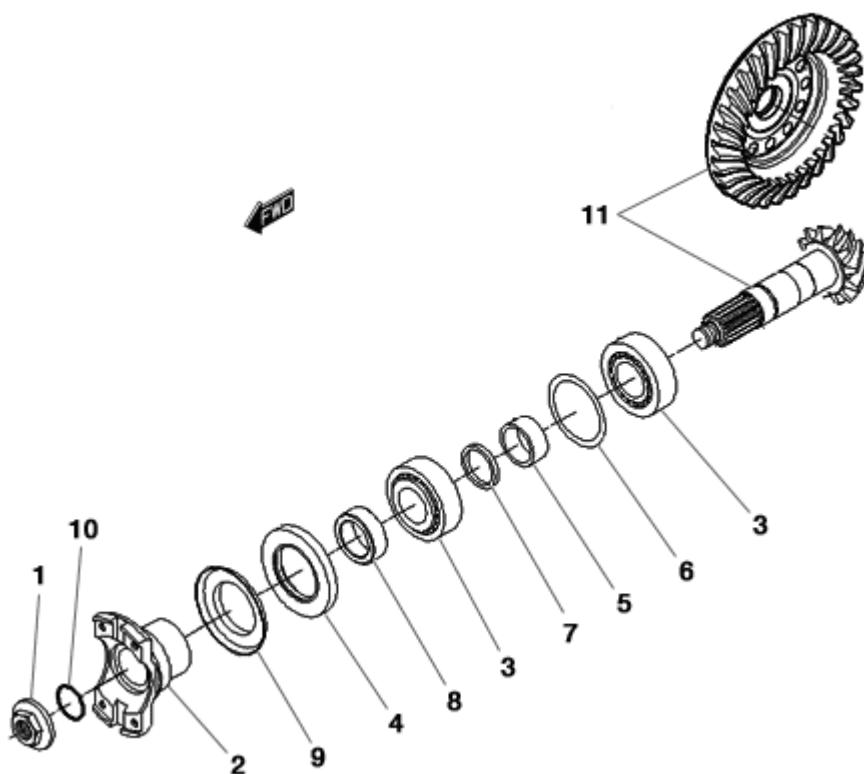


FIGURE	REFERENCE	DENOMINATION	AMOUNT
001	DA7460400801	NUT	1
002	DA1710404401	FLANGE	1
003	DA005092938	BEARING	2
004	DA001030730	O-RING	1
005	DA3151400801	SPACER	1
006	DA013011549	SHIM	1
006	DA013011550	SHIM	1
006	DA013011551	SHIM	1
007	DA3151400910	RING	1
007	DA3151401004	RING	1
008	DA1710401801	SPACER	1
009	DA2210100201	COVERPLATE	1
010	DA001050041	O-RING	1
011	DA1110450017	BEVEL GEAR SET	1

## TRANSMISSION (REAR AXLE) DIFFERENTIAL

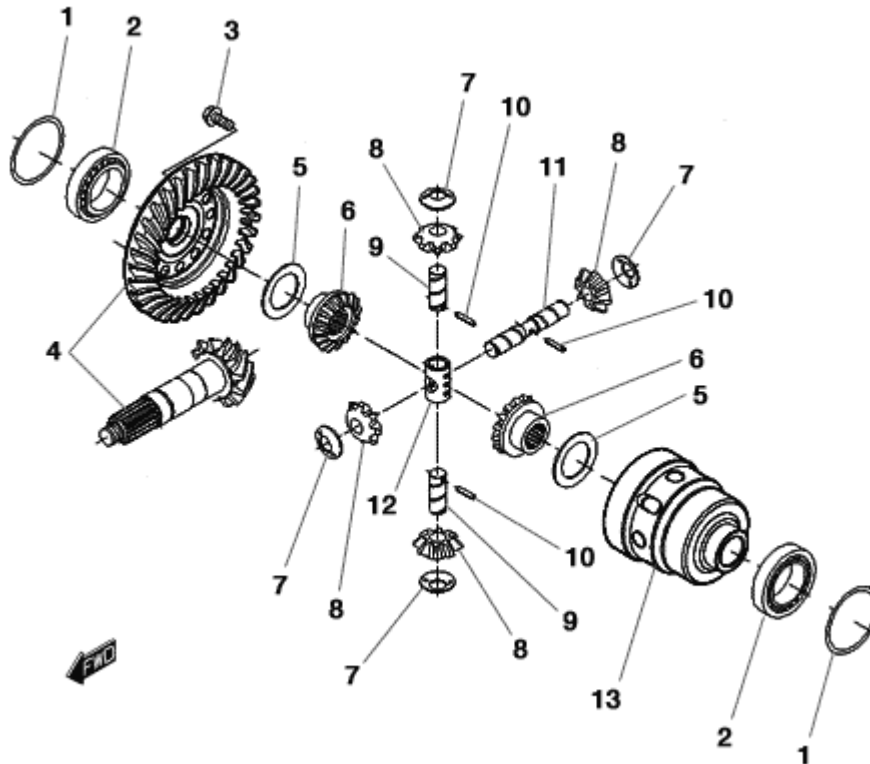


FIGURE	REFERENCE	DENOMINATION	AMOUNT
001	DA013011475	SHIM	2
001	DA013013288	SHIM	2
001	DA013013289	SHIM	2
001	DA013013290	SHIM	2
002	DA005090496	TAPER ROLLER BEARING	2
003	DA016283658	BOLT	12
004	DA1110450017	BEVEL GEAR SET	1
005	DA1710401101A	FRICTION WASHER	2
006	DA1110405802	DIFFERENTIAL SIDE GEAR	2
007	DA1710401201A	FRICTION WASHER	4
008	DA1110407001	DIFFERENTIAL PINION	4
009	DA1110403401	SHAFT	2
010	DA014033539	PIN	3
011	DA1110403301	SHAFT	1
012	DA1110403202	SHAFT RETAINER	1
013	DA1110405701	DIFFERENTIAL CARRIER	1

## TRANSMISSION (REAR AXLE) WHEEL HUB

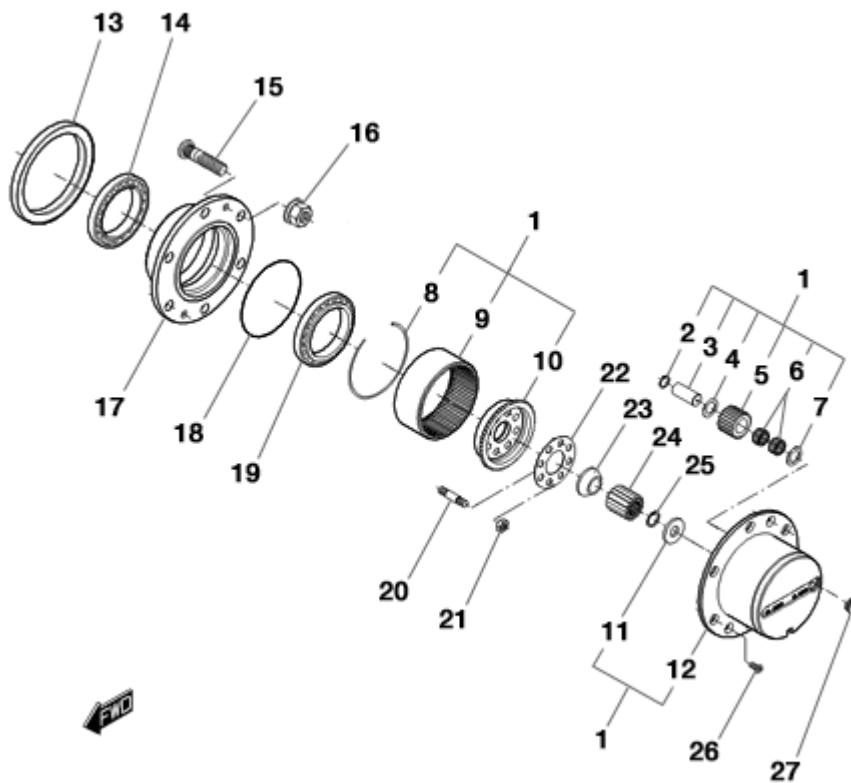


FIGURE	REFERENCE	DENOMINATION	AMOUNT
001	DA1110671002	PLANET GEAR CARRIER KIT	2
002	DA002021024	CIRCLIP	6
003	DA1110601601	SHAFT	6
004	DA1110601701	FRICITION WASHER	12
005	DA1110601503	DIFFERENTIAL PINION	6
006	DA005130171	NEEDLE BEARING	12
007	DA1110601701	FRICITION WASHER	12
008	DA1110601901	CIRCLIP	2
009	DA1110601802	RING GEAR	2
010	DA1110602301	RING GEAR SUPPORT	2
011	DA1120601702	FRICITION WASHER	2
012	DA1110602201	PLANET GEAR CARRIER	2
013	DA1230601601	SEAL	2
014	DA005101380	BEARING	4
015	DA8190600606	BOLT, WHEEL	12
016	DA006080206	NUT, WHEEL	12
017	DA2110602101	WHEEL HUB	2
018	DA001051350	RING	2

**TRANSMISSION (REAR AXLE)  
WHEEL HUB**

<b>FIGURE</b>	<b>REFERENCE</b>	<b>DENOMINATION</b>	<b>AMOUNT</b>
019	DA005101380	BEARING	4
020	DA1110600601	STUD	16
021	DA006022961	NUT	16
022	DA1110600701	LOCKING PLATE	2
023	DA2110603102	SPACER	2
024	DA2110602602	PLANET GEAR	2
025	DA002010066	CIRCLIP	2
026	DA016062055	BOLT	4
027	DA3551461001	PLUG	3



# TRANSMISSION (REAR AXLE)

## AXLES SHAFT AND LINKAGE SUPPORT

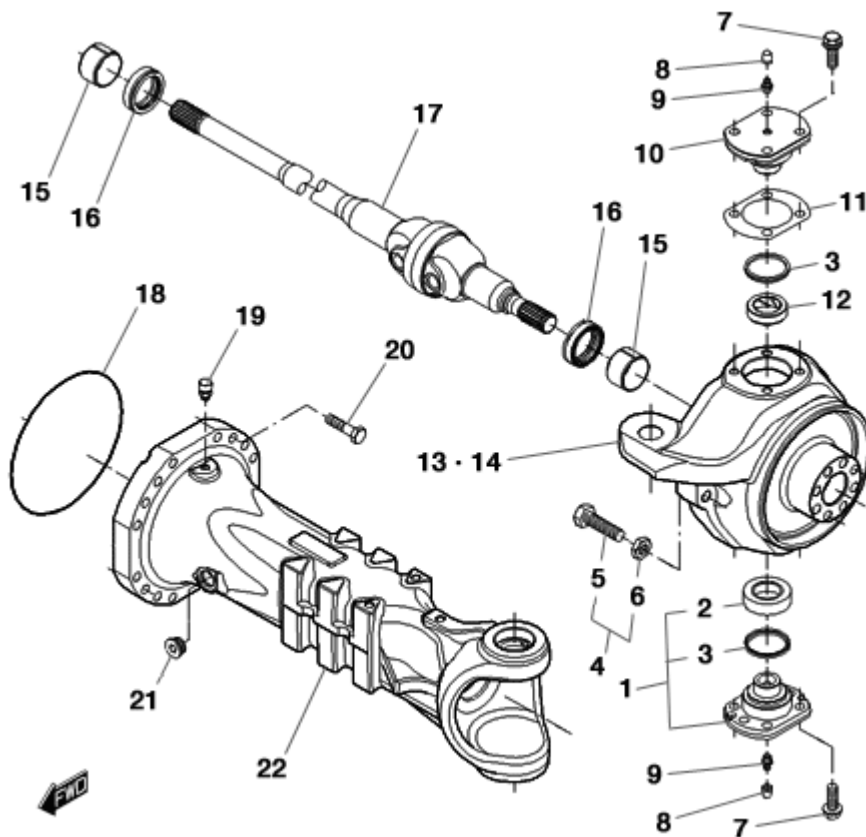


FIGURE	REFERENCE	DENOMINATION	AMOUNT
001	DA2110670101	PIVOT PIN	2
002	DA2780602801	ARTICULATION	2
003	DA2110601901	SEAL	2
004	DA2130671101	STEERING ADJUST BOLT KIT	4
005	DA2130601101	BOLT	4
006	DA006051521	NUT	4
007	DA016283390	SCREW	20
008	DA7340701501	PLUG	4
009	DA008010213	GREASE FITTING	4
010	DA2110601202	PIVOT PIN	2
011	DA2110601301	SHIM	2
011	DA2110601302	SHIM	2
011	DA2110601303	SHIM	2
012	DA2120600603	BUSHING	2
013	DA2110671505	RIGHT STEERING CASE	1
014	DA2110671405	LEFT STEERING CASE	1
015	DA2110601701	THRUST BUSHING	2
016	DA2110602001	SEAL	4

**TRANSMISSION (REAR AXLE)  
AXLES SHAFT AND LINKAGE SUPPORT**

<b>FIGURE</b>	<b>REFERENCE</b>	<b>DENOMINATION</b>	<b>AMOUNT</b>
017	DA2110661204	JOINT	2
018	DA001051037	O-RING	2
019	DA1120101801	VENT	1
020	DA016031317	BOLT	32
021	DA3551461001	PLUG	3
022	DA2110603401	AXLE CASE	2

## TRANSMISSION (REAR AXLE) STEERING CYLINDER MOUNTING

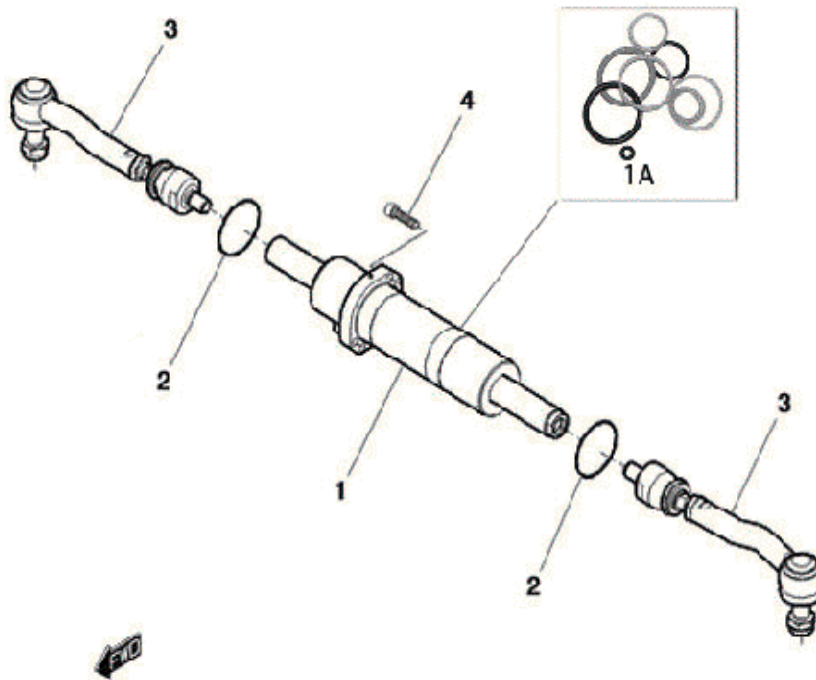


FIGURE	REFERENCE	DENOMINATION	AMOUNT
001	DA2112462304	CYLINDER	1
002	DA001051548	RING	2
003	DA2112462410	ARTICULATED TIE ROD	2
004	DA016040728	CYLINDER BOLT	4

# TRANSMISSION (REAR AXLE) BRIDGE PLUG

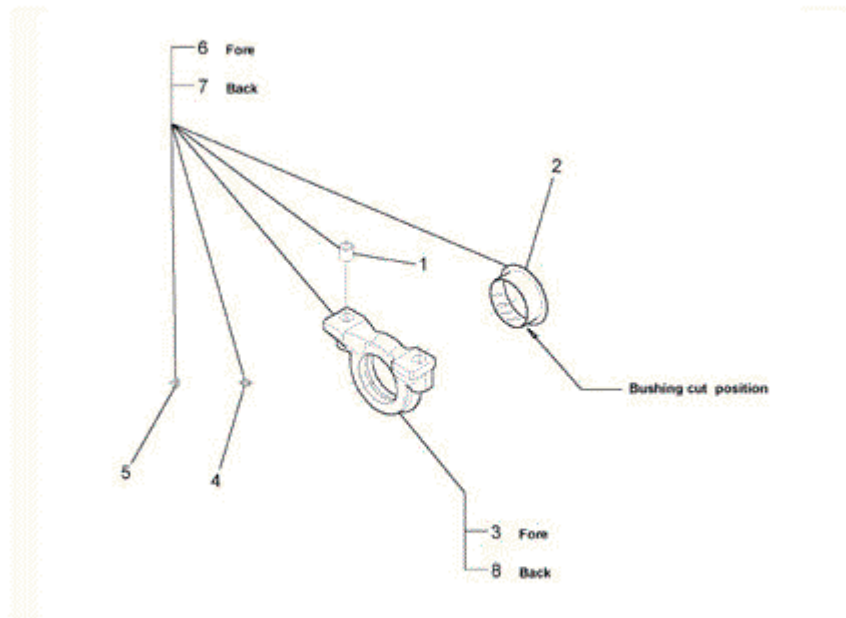


FIGURE	REFERENCE	DENOMINATION	AMOUNT
001	DA2772500201	REDUCTION BUSHING	4
002	DA2782500201	THRUST BUSHING	2
003	DA2782500103	SUPPORT	2
004	DA008010213	GREASE FITTING	2
005	DA7340701501	PLUG	2
006	DA2782561002	SUPPORT ASSEMBLY	2

# 04. CHASSIS

## CHASSIS

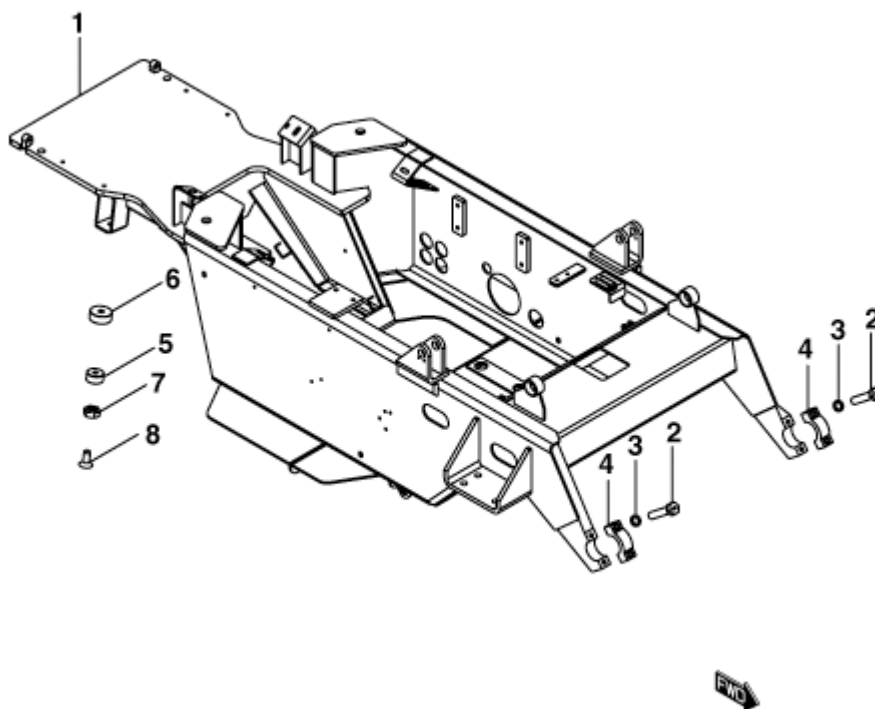


FIGURE	REFERENCE	DENOMINATION	AMOUNT
001	30.04000.00	FRAME 724x1234x2960	1
002	604.12060.96	BOLT DIN931 M12x60 12K	4
003	104.12000.00	WASHER DIN7980 D12	4
004	30.04006.00	MAST CLAMP 40X53X130	2
005	20.03002.00	BUTT	2
006	20.03003.00	SHOCK ABSORVER SUPPORT	2
007	701.16000.66	NUT	2
008	618.16030.86	SCREW DIN7991	2

# 04. CHASSIS

## MAST BUSH

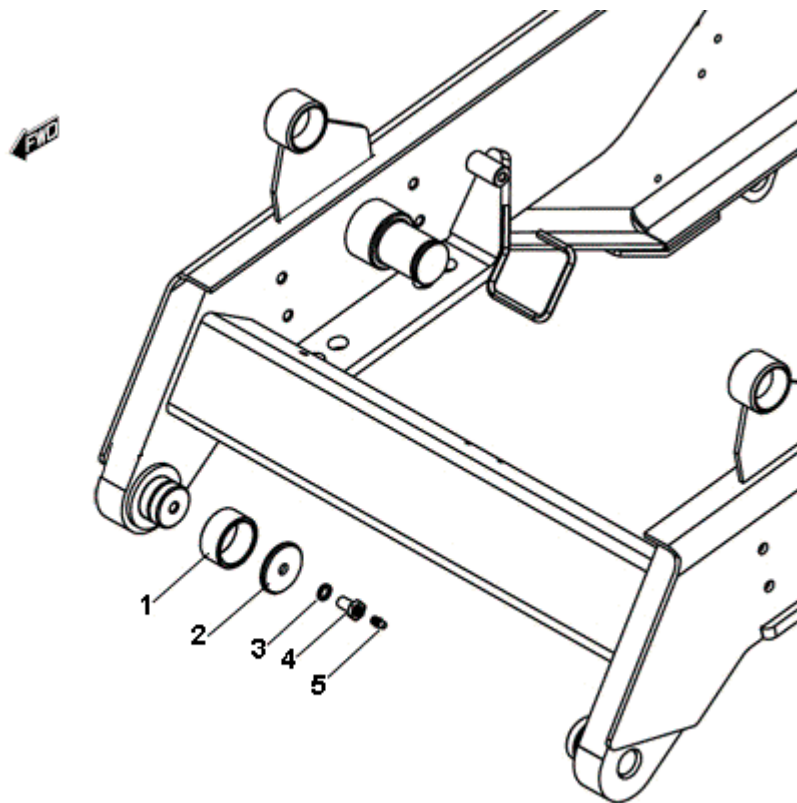


FIGURE	REFERENCE	DENOMINATION	AMOUNT
001	30.09020.00	RING D70XD60X40	2
002	30.09021.00	CAP D69XD12.5X5	2
003	104.12000.00	WASHER DIN7980 D12	2
004	10.01318.00	CYLINDER ROD HEAD	2
005	902.08000.33	GREASER DIN71412-C	2

**01.OPTION/DEUTZ (USA-EU)**  
**BODY-ON-FRAME-CHASIS**

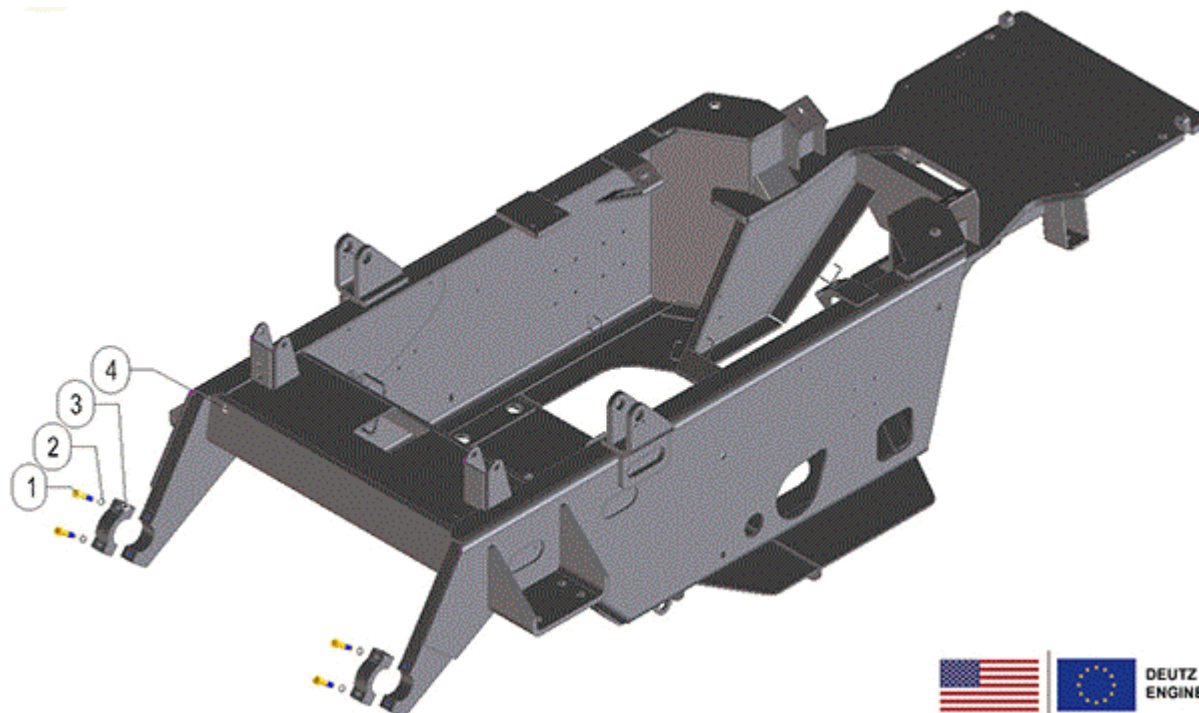


FIGURE	REFERENCE	DENOMINATION	AMOUNT
001	604.12060.96	BOLT DIN931 M12x60 12K	4
002	104.12000.00	WASHER DIN7980 D12	4
003	30.04006.00	MAST CLAMP 40X53X130	2
004	30.04000.02	FRAME 724x1234x2960	1

# OPERATION BRAKE FOOT BRAKE

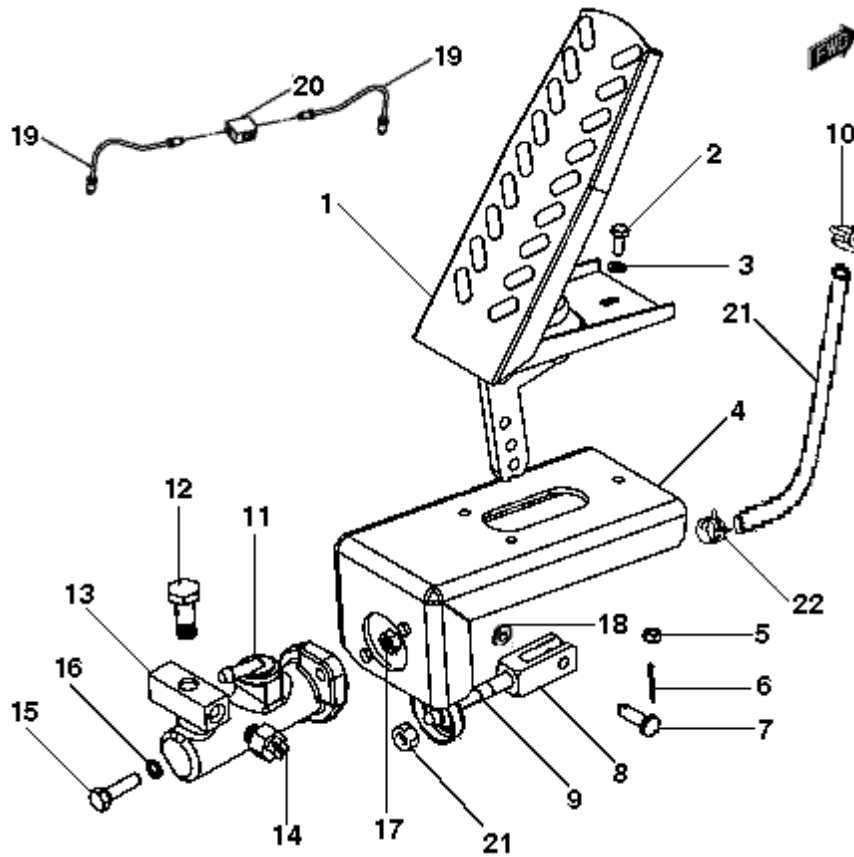


FIGURE	REFERENCE	DENOMINATION	AMOUNT
001	43.80251.00	BRAKE PEDAL	1
002	604.08030.86	SCREW DIN931	3
003	104.06000.00	WASHER DIN7980 D6	3
004	20.05225.01	BRAKE PUMP SUPPORT	1
005	701.06000.66	NUT DIN934 M6X1	3
006	401.02025.60	PIN DIN94 2x25	1
007	01.00514.01	AXLE CIL/CPA 14x8x28	1
008	20.05040.00	ART. FORK	1
009	57.05011.00	ROD STRAIGHT	1
010	912.09000.66	CLAMP	2
011	57.05010.00	BRAKE PUMP	1
012	43.70757.00	NIPPLE SCREW SIM.	1
013	20.05055.00	NIPPLE O/H/H	1
014	43.01520.00	BRAKE FLUID SWITCH	1
015	603.08030.86	SCREW DIN933 M8X30	2
016	104.08000.00	WASHER DIN7980 D8	2
017	701.08000.66	NUT DIN934 M8x1,25	2
018	112.08000.66	WASHER DIN9021 D8	1



**OPERATION BRAKE**  
**FOOT BRAKE**

<b>FIGURE</b>	<b>REFERENCE</b>	<b>DENOMINATION</b>	<b>AMOUNT</b>
019	64.05128.00	HYDRAULIC STEEL PIPE, BUNDY 4 200X100	2
020	30.05001.00	FITTING H/H/H M12/M12/M12X1.5 FR	1
021	469.15009.00	PLASTIC HOSE 6X9	1

# OPERATION BRAKE FLUID RESERVOIR FREIN

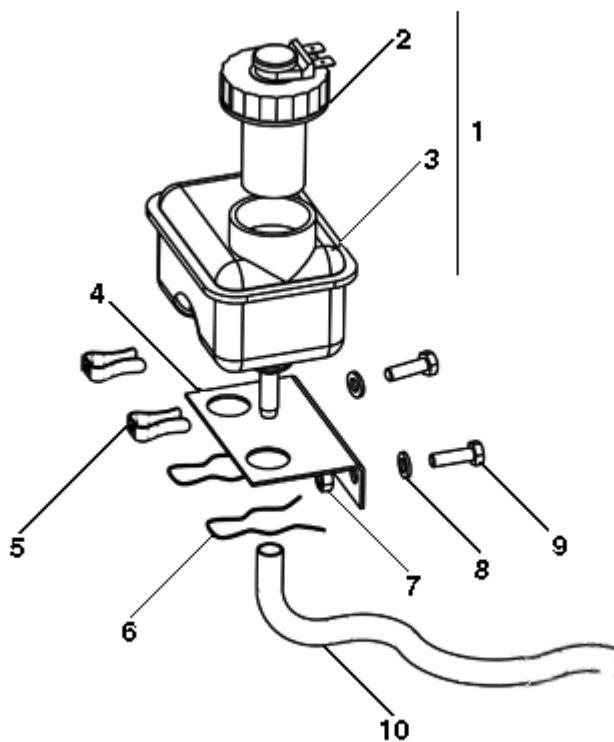


FIGURE	REFERENCE	DENOMINATION	AMOUNT
001	46.05014.00	BRAKES FLUID TANK	1
002	46.05011.00	CAP	1
003	46.05020.00	BRAKE LIQUIDE TANK	1
004	46.05015.00	ANGULAR SUPPORT	1
005	948.00907.00	CLAMP SPRING D9	2
006	46.05016.00	CLIP	2
007	701.06000.66	NUT DIN934 M6X1	2
008	104.08000.00	WASHER DIN7980 D8	2
009	469.15009.00	PLASTIC HOSE 6X9	1

## 06. DIRECTION

### DIRECTION COLUMN

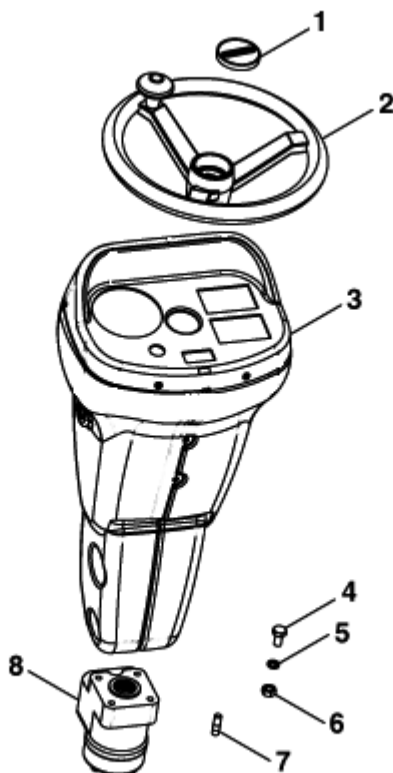


FIGURE	REFERENCE	DENOMINATION	AMOUNT
001	00.00626.03	TRIM	1
002	15.01016.01	STEERING WHEEL D21-315 WITH POMMEL	1
003	12.06020.01	COLUMNA DIREC.	1
004	603.10020.86	SCREW DIN933 M10x20	4
005	104.10000.00	WASHER DIN7980 D10	8
006	701.10000.66	NUT DIN934 M10x1.5	4
007	15.00435.01	STUD DIN938 33 M10x1.5	4
008	30.06001.00	HYDROSTATIC STEERING 200 CC	1

## 06. DIRECTION

### DIRECTION COLUMN

CHASSIS: 63480

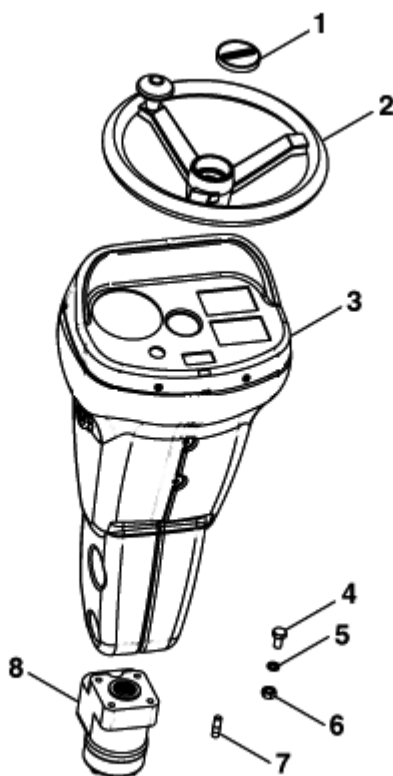


FIGURE	REFERENCE	DENOMINATION	AMOUNT
001	00.00626.03	TRIM	1
002	15.01016.01	STEERING WHEEL D21-315 WITH POMMEL	1
003	12.06020.03	STEERING COLUMN	1
004	603.10020.86	SCREW DIN933 M10x20	4
005	104.10000.00	WASHER DIN7980 D10	8
006	701.10000.66	NUT DIN934 M10x1.5	4
007	15.00435.01	STUD DIN938 33 M10x1.5	4
008	30.06001.00	HYDROSTATIC STEERING 200 CC	1

## 06. DIRECTION

### DIRECTION COLUMN

CHASSIS: 62171

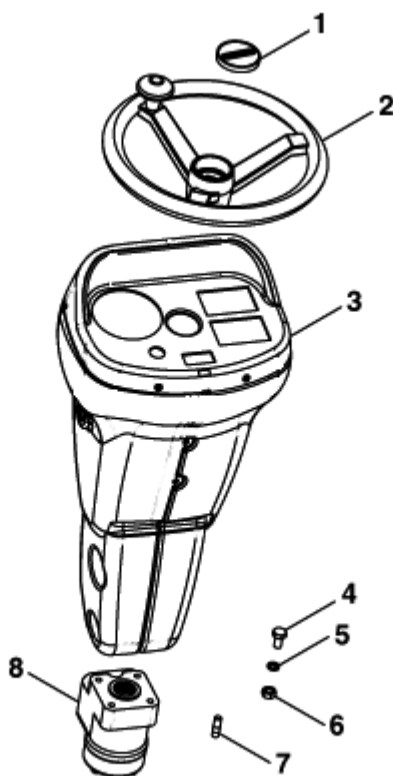


FIGURE	REFERENCE	DENOMINATION	AMOUNT
001	00.00626.03	TRIM	1
002	15.01016.01	STEERING WHEEL D21-315 WITH POMMEL	1
003	12.06020.03	STEERING COLUMN	1
004	603.10020.86	SCREW DIN933 M10x20	4
005	104.10000.00	WASHER DIN7980 D10	8
006	701.10000.66	NUT DIN934 M10x1.5	4
007	15.00435.01	STUD DIN938 33 M10x1.5	4
008	30.06002.00	HYDR. STEERING 160 CC	1

## 06. DIRECTION STEERING (PART 1)

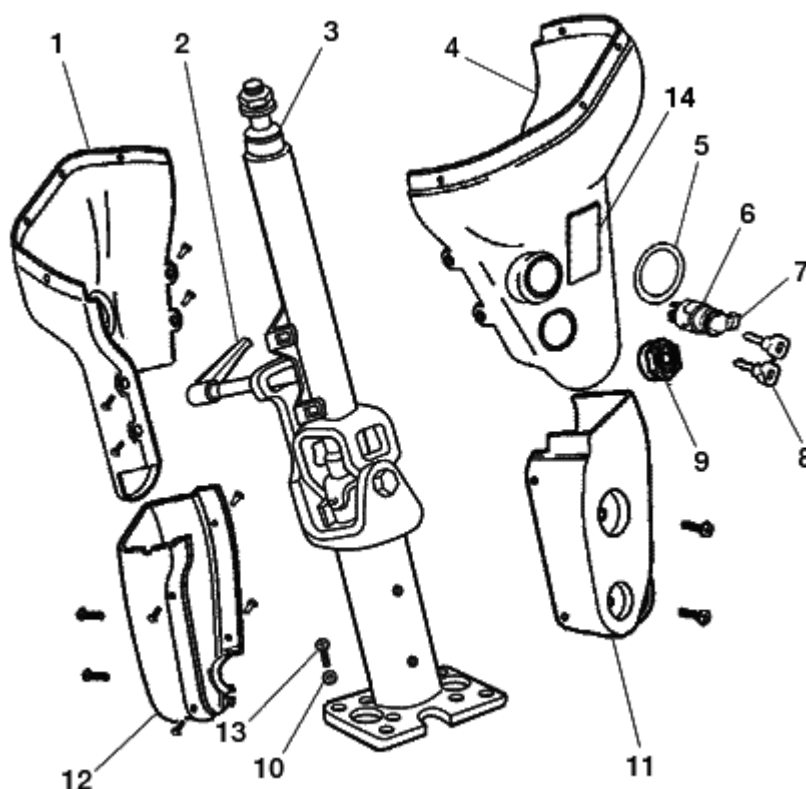


FIGURE	REFERENCE	DENOMINATION	AMOUNT
001	12.11026.00	TAPA. IZQ. COLUMNA	1
002	IM.20041.00	LEVER	1
003	12.11037.00	COLUMNA DIREC.	1
004	12.11027.00	TAPA. DCHA. COLUMNA	1
005	12.11042.00	INDICADOR ARRANQUE	1
006	IM.20024.00	SWITCH	1
007	12.11034.00	PROTECTOR CONMUT. ARRANQUE	1
008	IM.20032.00	KEY	1
009	12.11033.00	HORN KPE650	1
010	104.10000.00	WASHER DIN7980 D10	4
011	12.11029.00	TAPA. DCHA. PIE COLUMNA	1
012	12.11028.00	TAPA. IZQ. PIE COLUMNA	1
013	603.10020.86	SCREW DIN933 M10x20	4
014	IM.20022.00	FUSE BOX	1

## 06. DIRECTION STEERING (PART 2)

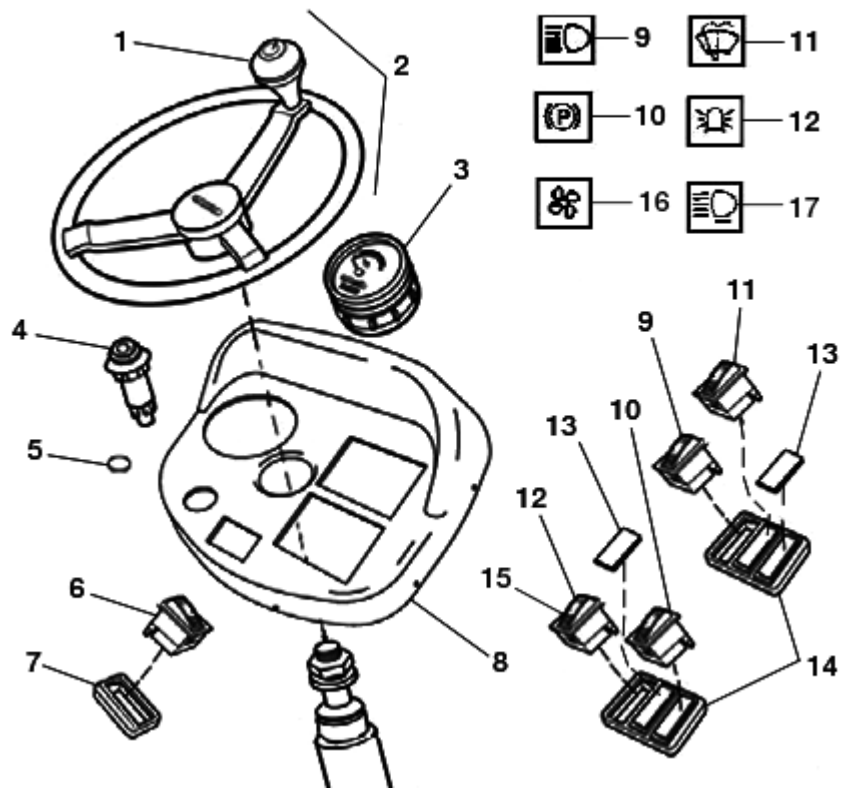


FIGURE	REFERENCE	DENOMINATION	AMOUNT
001	15.10161.01	KNOB	1
002	15.01016.01	STEERING WHEEL D21-315 WITH POMMEL	1
003	12.11023.00	INDICADOR D.100 9 ESPIAS	1
004	12.11015.00	WARNING SWITCH	1
005	12.11038.00	CAP D.30	1
006	12.11016.00	FLASHER	1
008	12.11025.00	TABLIER SOPORTE	1
009	12.11017.00	SWITCH	1
010	57.11008.00	HAND BRAKE SWITCH	1
011	12.11014.00	SWITCH	1
012	12.11031.00	INTERRUPTOR IP67	1
013	12.11024.00	SWITCH CAP	6
014	12.11030.00	SOP. FIJACION INTERRUPTOR	2
015	12.11043.00	GLASS	1
016	12.11020.00	SWITCH	1
017	IM.20016.00	WORKING LIGHT SWITCH	1

## 06. DIRECTION STEERING (PART 3)

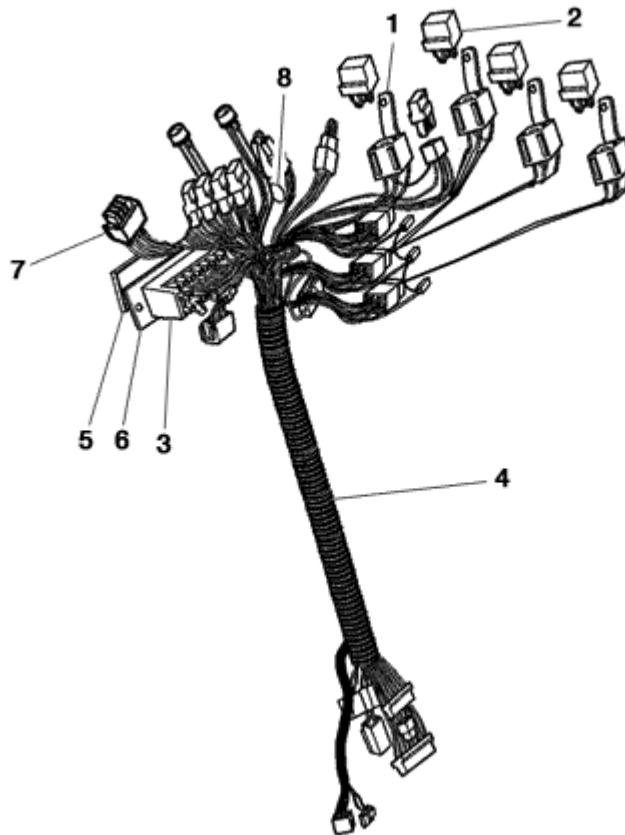


FIGURE	REFERENCE	DENOMINATION	AMOUNT
001	IM.20025.00	INTERMITTENCE BOX	1
002	IM.20026.02	RELAY NO-DIODE MICRO-RELAY	1
003	IM.20022.00	FUSE BOX	1
004	12.11003.01	TRAMO I/E COLUMNA	1
005	IM.20033.00	COVER	1
006	IM.20023.00	FIXING SUPPORT	1
007	IM.20042.00	CAJA. DIODOS 12 VIAS	1



**01.OPTION/DEUTZ (USA-EU)**  
**HYDRAULIC-STEERING**

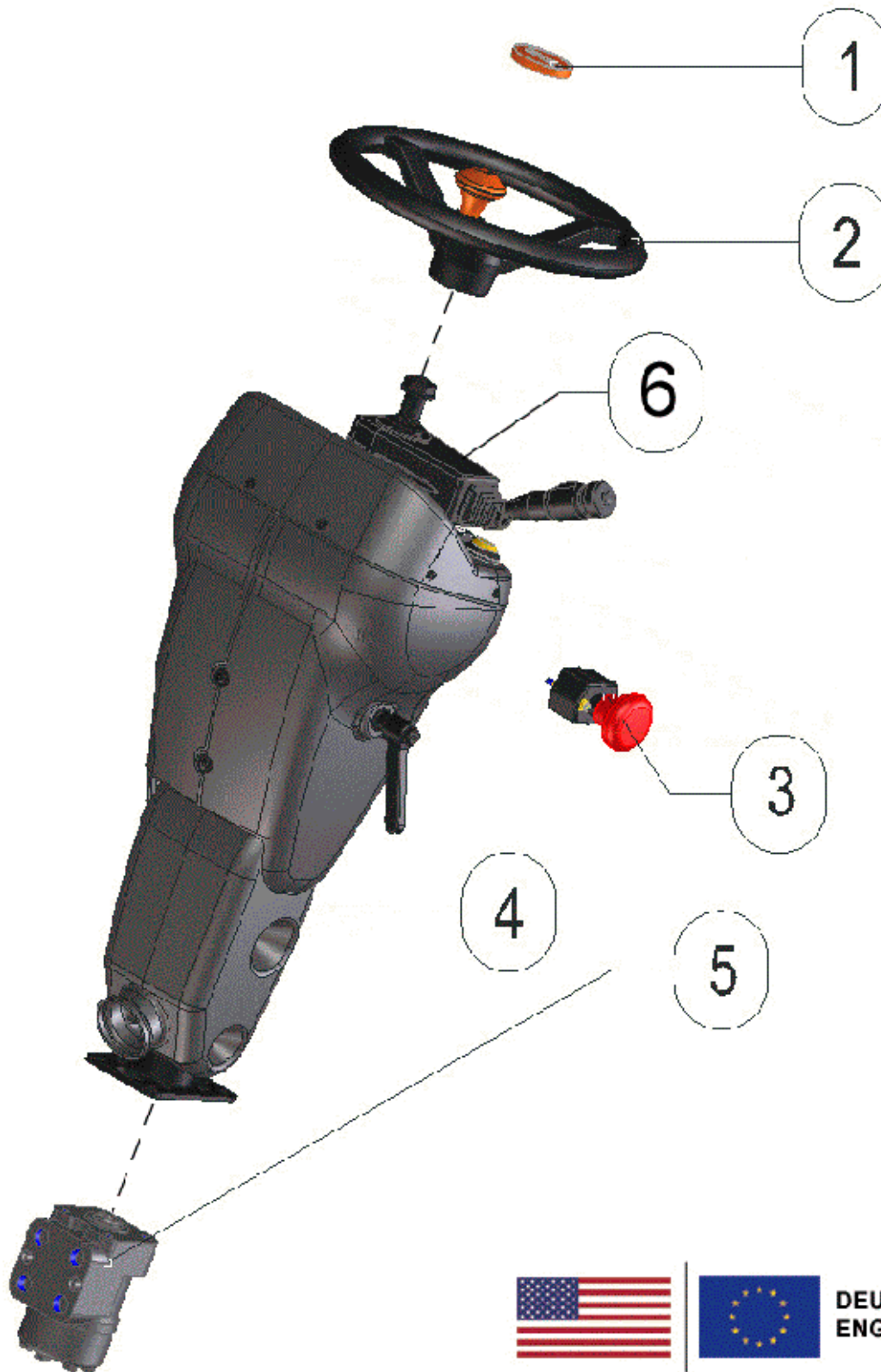


FIGURE	REFERENCE	DENOMINATION	AMOUNT
001	00.00626.03	TRIM	1
002	15.01016.01	STEERING WHEEL D21-315 WITH POMMEL	1
003	48.11096.00	EMERGENCY SWITCH 1INC 80A	1

004	30.11020.00	COLUMN ADDRESS C500H DEUTZ	1
005	30.06002.00	HYDR. STEERING 160 CC	1
006	30.11007.00	SWITCH LIGHTS CLEAN	1

## 07. WHEEL FRONT WHEELS

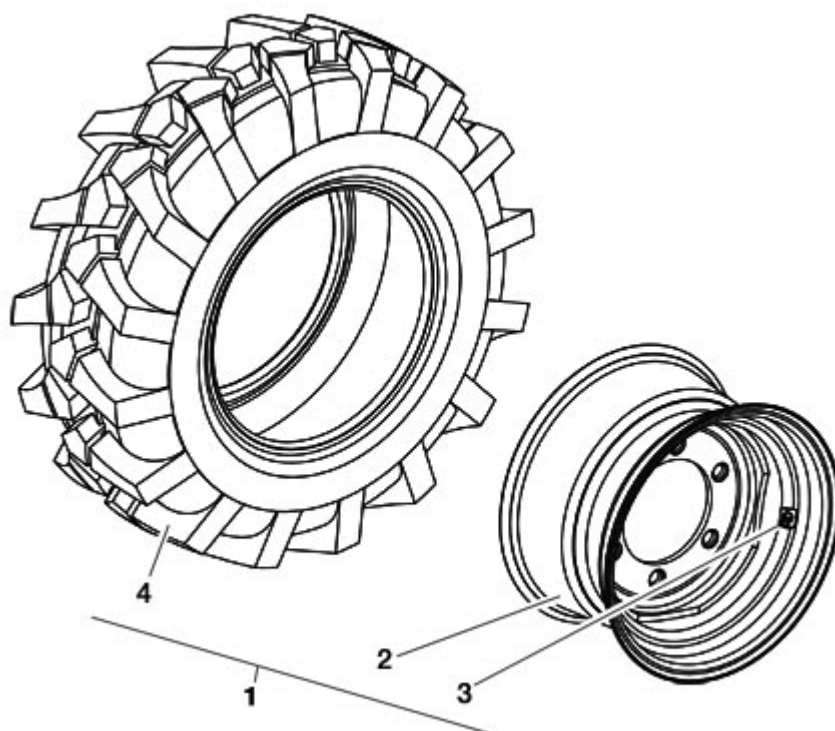


FIGURE	REFERENCE	DENOMINATION	AMOUNT
001	30.07020IZ00	FULL LEFT WHEEL 18-19.5	1
001	30.07020DE00	FULL RIGHT WHEEL 18-19.5	1
002	30.07022.00	RIM 13.00X19.5	2
003	70.07024.00	VALVE, TUBELESS TR575	2
004	30.07021.00	TIRE TT 18-19.5 16 PR	2

## 07. WHEEL

### REAR WHEELS

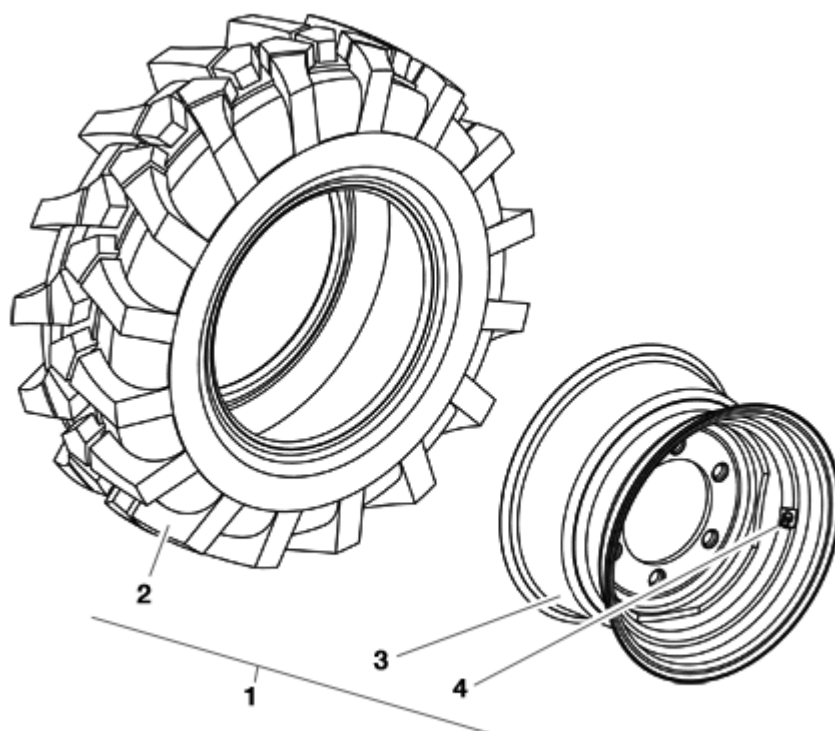


FIGURE	REFERENCE	DENOMINATION	AMOUNT
001	30.07015DE00	MOUNTED WHEEL 10.0/75-15.3	1
001	30.07015IZ00	MOUNTED WHEEL 10.0/75-15.3	1
002	20.07010.00	TYRE TT	2
003	30.07016.00	WHEEL RIM 9X15.3	2
004	70.07024.00	VALVE, TUBELESS TR575	2

**01.OPTION/DEUTZ (USA-EU)**  
**WHEELS-WHEELS**

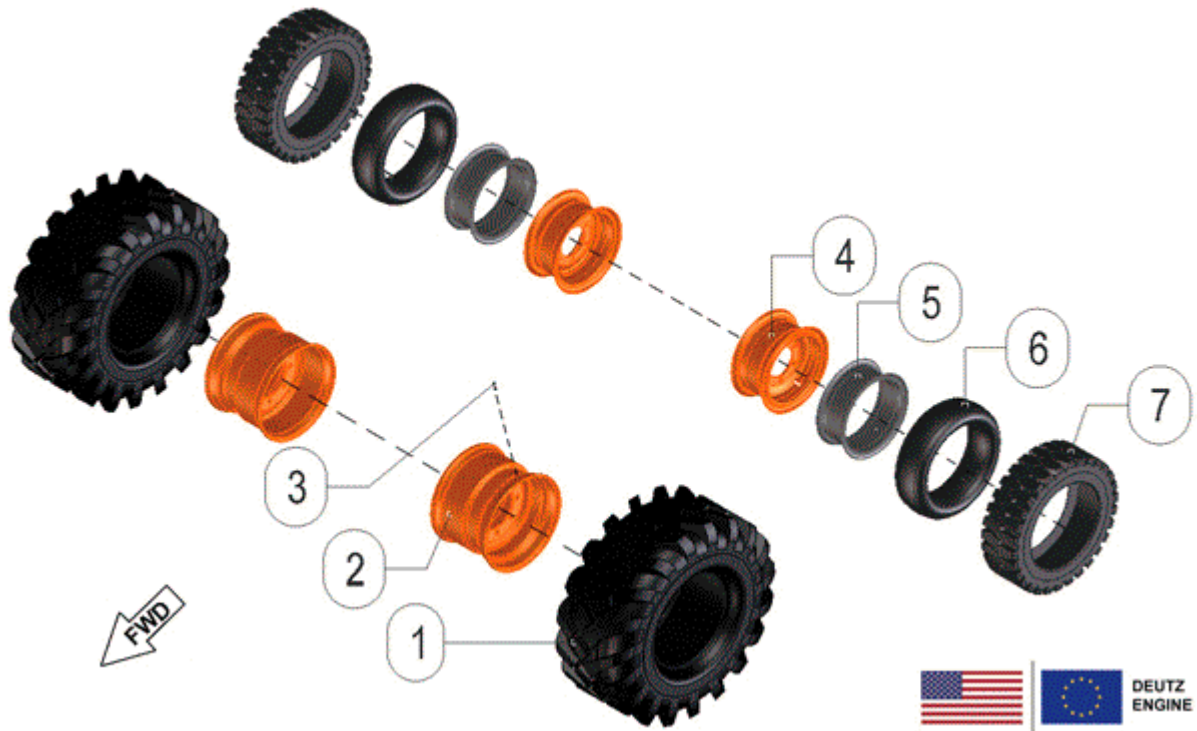


FIGURE	REFERENCE	DENOMINATION	AMOUNT
001	30.07021.00	TIRE TT 18-19.5 16 PR	2
002	30.07022.00	RIM 13.00X19.5	2
003	70.07024.00	VALVE, TUBELESS TR575	2
004	30.07027.00	RIM 6.5X15	2
005	30.07029.00	FLAP 8.15-15	2
006	30.07028.00	TUBE 8.15-15 TR75 A	2
007	30.07026.00	TIRE LS 8.15-15 14 PR	2

## 08. BODYWORK

### ENGINE COVER

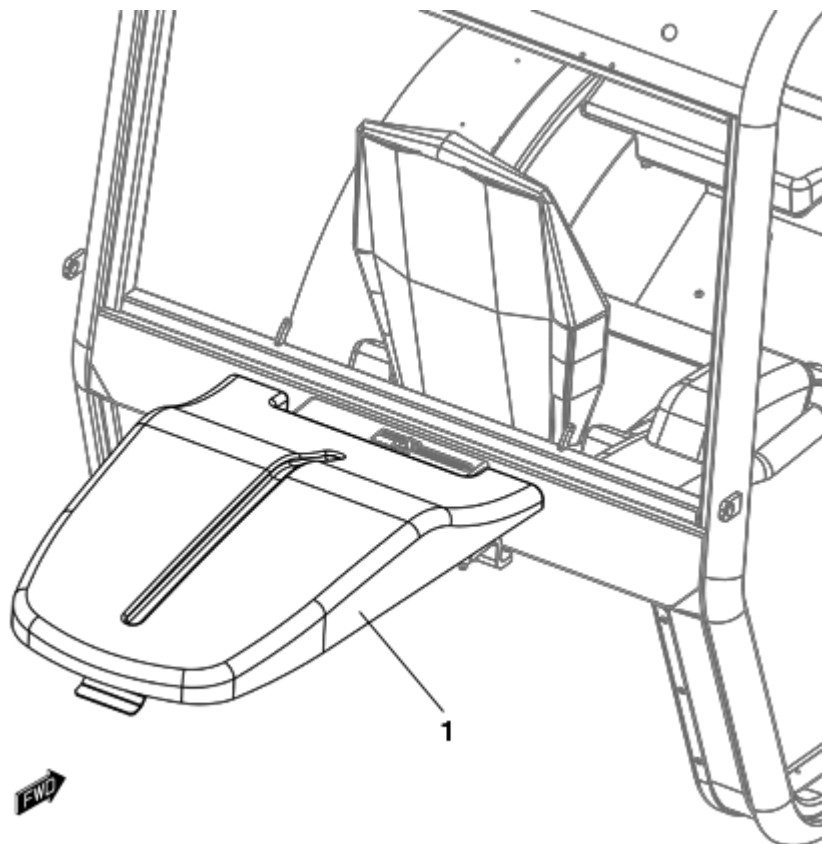


FIGURE	REFERENCE	DENOMINATION	AMOUNT
001	30.08014.00	COUNTERWEIGHT COVER 114X535X773	1

## 08. BODYWORK FRONT SHEETS

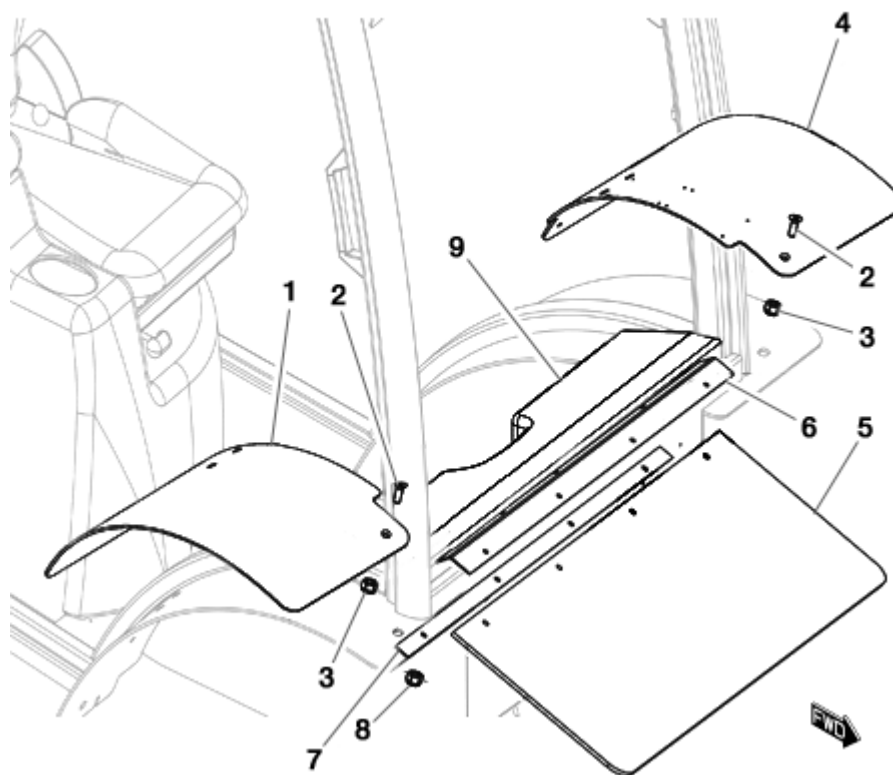


FIGURE	REFERENCE	DENOMINATION	AMOUNT
001	57.08060.00	SUPPLEMENT	1
002	618.08025.86	SCREW DIN7991	8
003	711.08000.66	NUT DIN982 M8	8
004	57.08061.00	SUPPLEMENT	1
005	30.08030.00	GUARD 5X290X796	1
006	30.08031.00	BRACKET ANG. 2X50X790	1
007	30.08032.00	STRIP SUPPORT 2X20X790	1
008	711.05000.66	NUT DIN982 M5	3
009	57.08008.00	SUPPORT COVER	1

# 01.OPTION/DEUTZ (USA-EU) BODYWORK-PLATES

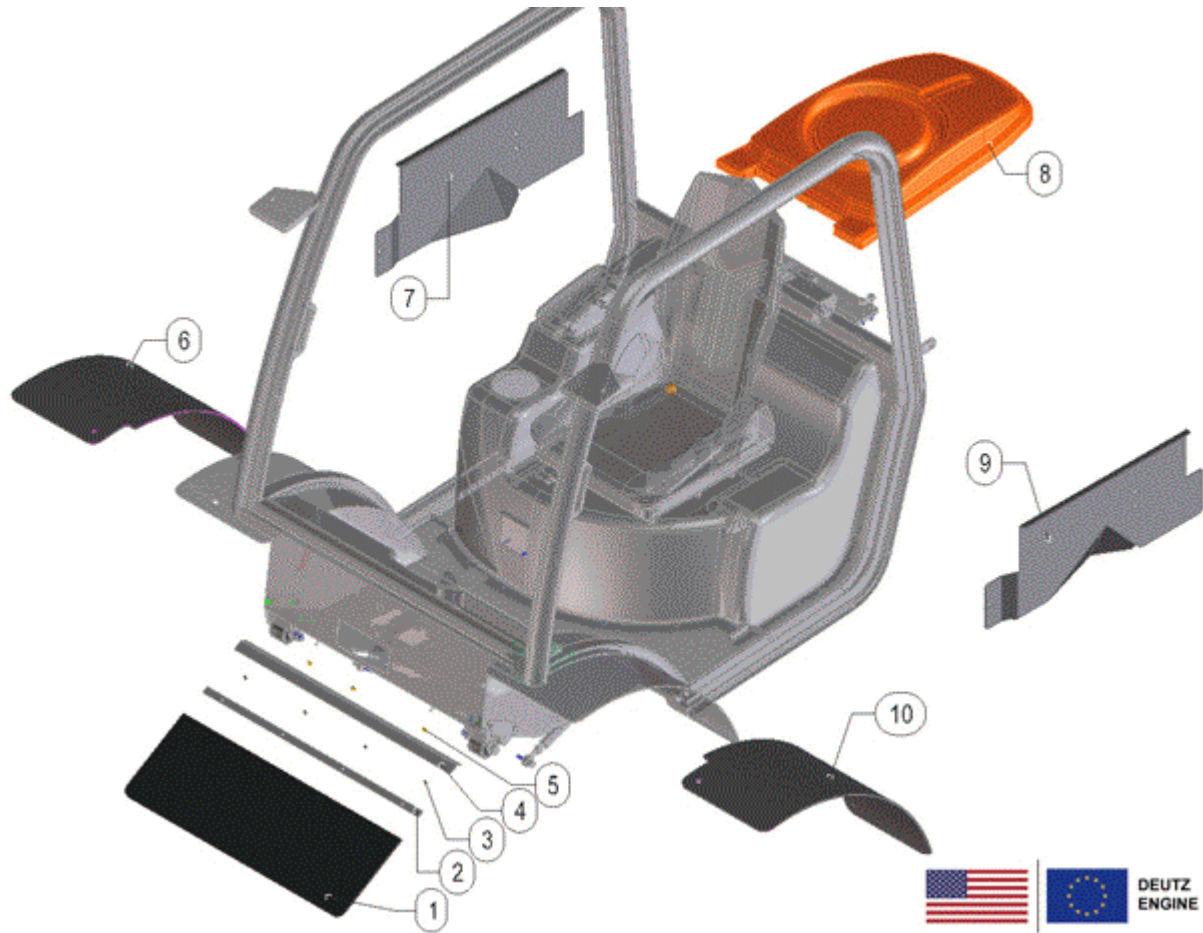


FIGURE	REFERENCE	DENOMINATION	AMOUNT
001	30.08030.00	GUARD 5X290X796	1
002	30.08032.00	STRIP SUPPORT 2X20X790	1
003	711.05000.66	NUT DIN982 M5	4
004	30.08031.00	BRACKET ANG. 2X50X790	1
005	711.06000.66	NUT DIN982 M6	3
006	57.08060.00	SUPPLEMENT	1
007	30.08021.01	MOTOR PROTECTOR RIGHT 2X292X777	1
008	30.08050.00	COUNTER TOP	1
009	30.08020.01	2X292X777 MOTOR PROTECTOR LEFT	1
010	57.08061.00	SUPPLEMENT	1



## 08. BODYWORK ENGINE PROTECTOR

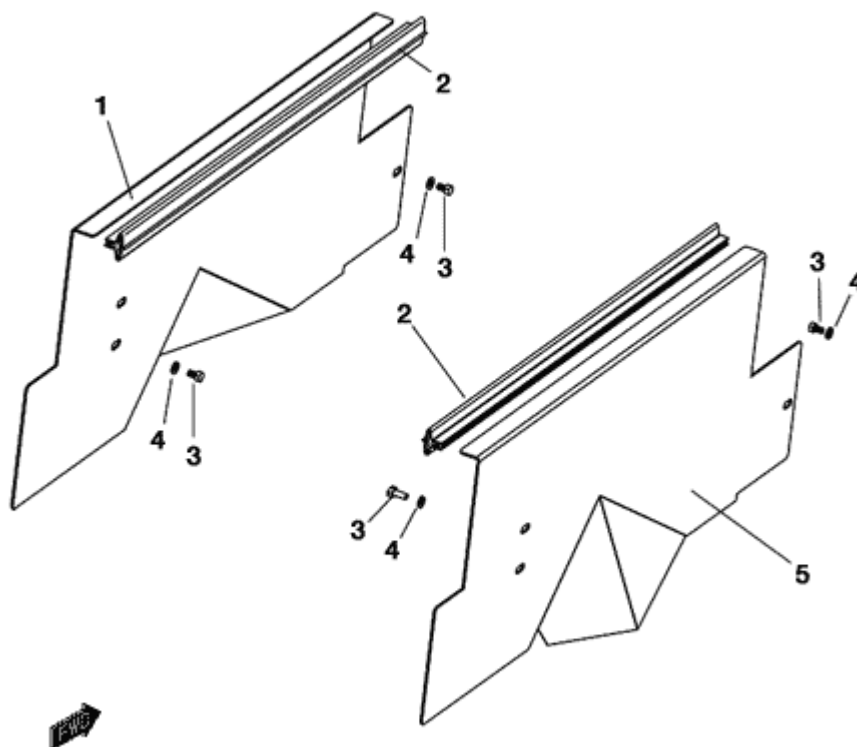


FIGURE	REFERENCE	DENOMINATION	AMOUNT
001	30.08020.00	LEFT ENGINE PROTECTOR 2X292X777	1
002	472.00411.00	RUBBER PROFILE MAT.	2
003	603.06015.86	SCREW DIN933 M6x15	4
004	101.06000.66	WASHER DIN125 D6	4
005	30.08021.00	RIGHT ENGINE PROTECTOR 2X292X777	1

# 08. BODYWORK

## CAB SHUTTER

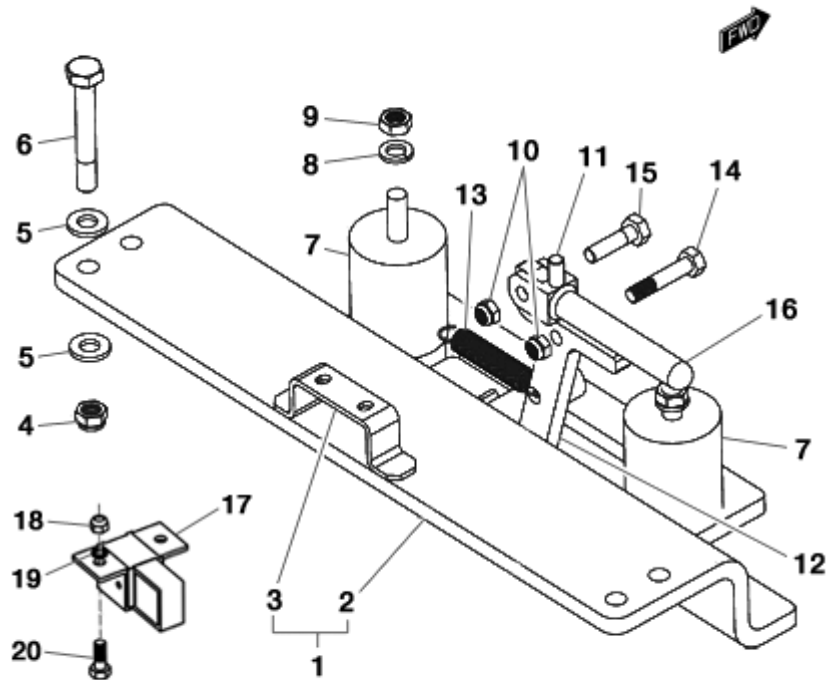


FIGURE	REFERENCE	DENOMINATION	AMOUNT
001	30.08024.00	CABIN SUPPORT ASSY 63X196X430	1
002	30.08023.00	FIXING SUPPORT	1
003	57.08018.00	FIXING SUPPORT	1
004	711.10000.66	NUT DIN982 M10x1.5	4
005	101.10000.66	WASHER DIN125 D10	8
006	604.10070.86	BOLT DIN931 M10x70	4
007	08.00107.02	BUTT	2
008	104.10000.00	WASHER DIN7980 D10	2
009	701.10000.66	NUT DIN934 M10x1.5	2
010	711.08000.66	NUT DIN982 M8	2
011	57.08026.00	SHAFT	1
012	57.08023.00	PAWL	1
013	01.00223.00	SPRING TENSION	1
014	604.08040.86	SCREW DIN931	1
015	604.08030.86	SCREW DIN931	1
016	57.08024.00	ACC. LEVER	1
017	01.01925.00	LATCH	1
018	701.05000.66	NUT DIN934 M5x0.8	2

**08. BODYWORK**  
**CAB SHUTTER**

FIGURE	REFERENCE	DENOMINATION	AMOUNT
019	104.05000.00	WASHER DIN7980 D5	2
020	603.05015.86	SCREW DIN933	2

# 08. BODYWORK SEAT

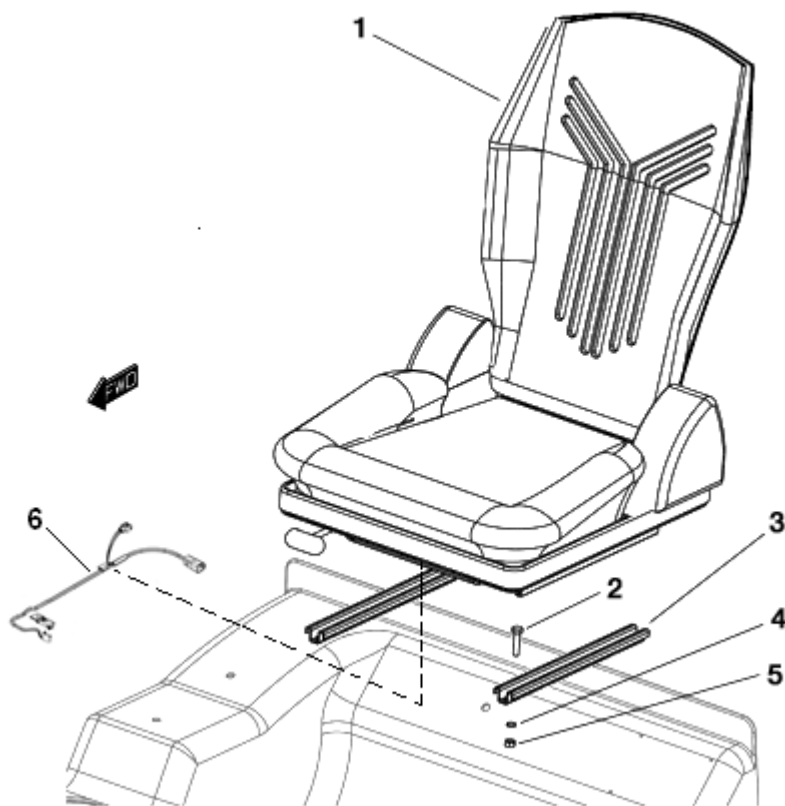


FIGURE	REFERENCE	DENOMINATION	AMOUNT
001	57.08003.00	DRIVER SEAT	1
002	603.08035.86	SCREW DIN933	6
003	57.08072.00	SUPPORT	2
004	104.08000.00	WASHER DIN7980 D8	6
005	701.08000.66	NUT DIN934 M8x1,25	6
006	57.08073.00	driver seat sensor	1

# 08. BODYWORK

## SEAT

CHASSIS: 69383

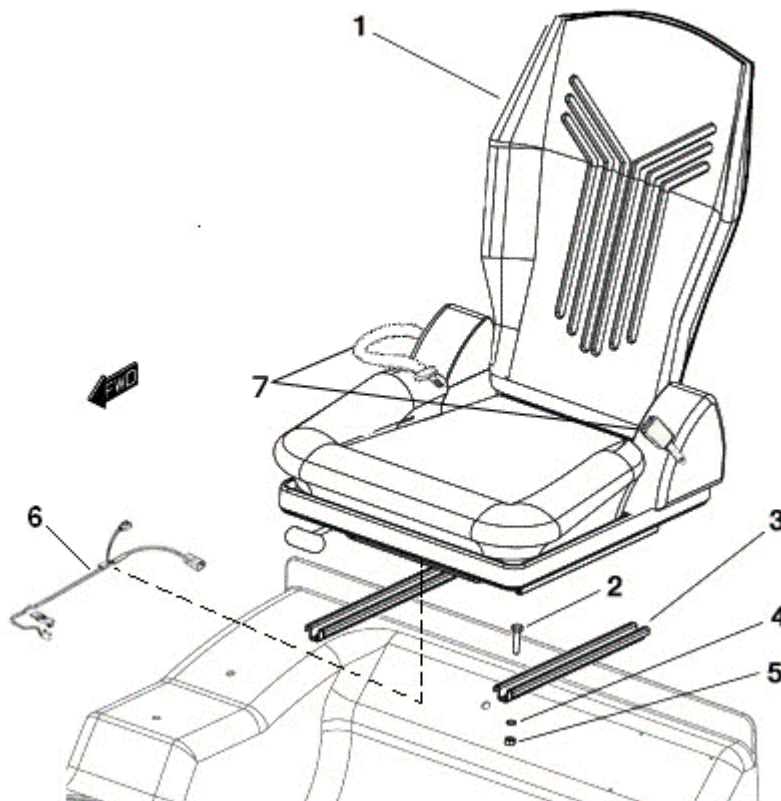


FIGURE	REFERENCE	DENOMINATION	AMOUNT
001	57.08003.01	DRIVER SEAT	1
002	603.08035.86	SCREW DIN933	6
003	57.08072.00	SUPPORT	2
004	104.08000.00	WASHER DIN7980 D8	6
005	701.08000.66	NUT DIN934 M8x1,25	6
006	57.08073.00	driver seat sensor	1
007	57.08003.91	SEAT BELT	1

## 08. BODYWORK PROTECTEUR MOTEUR

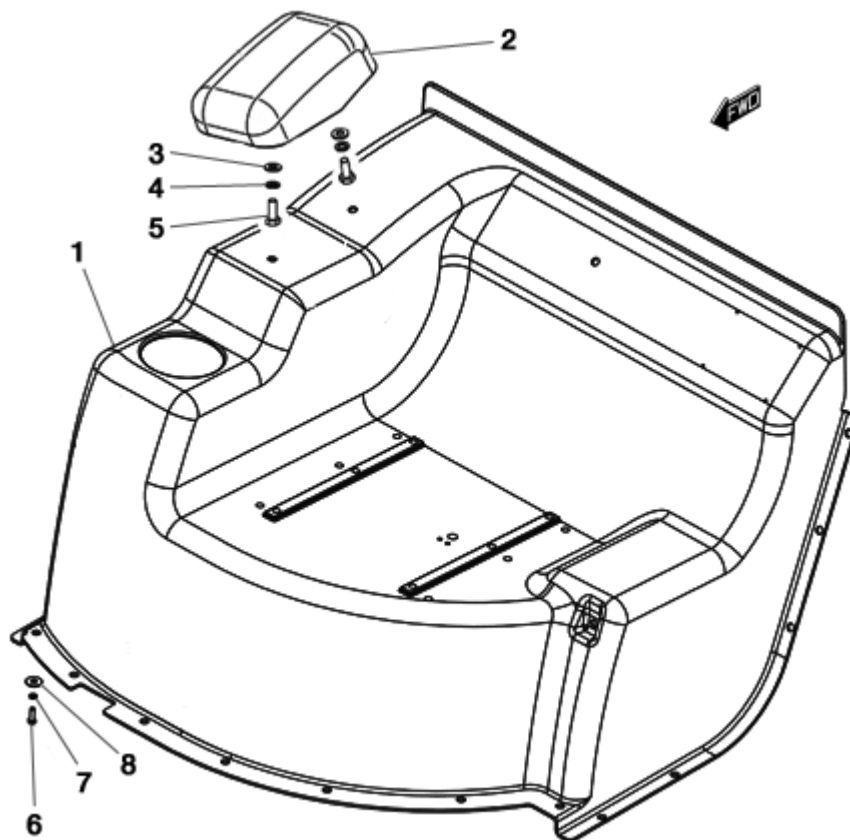


FIGURE	REFERENCE	DENOMINATION	AMOUNT
001	12.08002.00	TRANS. GUARD TRANS. 625X820X924 (CH 250)	1
002	12.08003.00	COVERT	1
003	101.10000.66	WASHER DIN125 D10	2
004	104.10000.00	WASHER DIN7980 D10	2
005	603.10025.86	SCREW DIN933 M10x25	2
006	603.06020.86	SCREW DIN933 M6x20	19
007	104.06000.00	WASHER DIN7980 D6	19
008	112.07000.66	WASHER DIN9021 Ø7	19

**08. BODYWORK**  
**PROTECTEUR MOTEUR**  
 CHASSIS: 67347

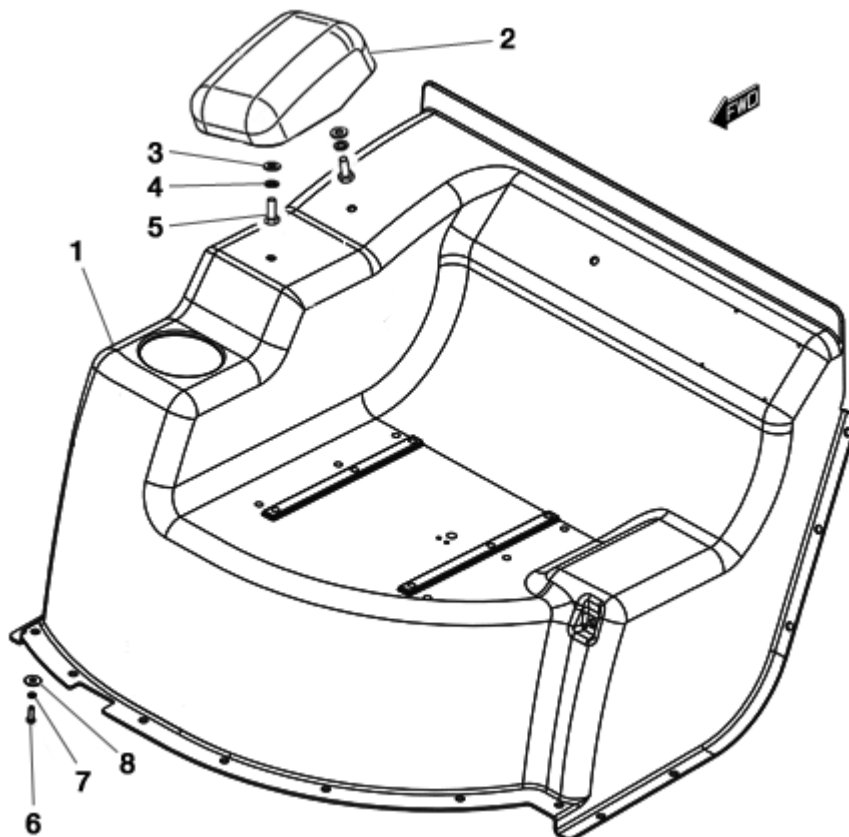


FIGURE	REFERENCE	DENOMINATION	AMOUNT
001	12.08002.10	TRANS. PROT. 625X820X924	1
002	12.08003.00	COVERT	1
003	101.10000.66	WASHER DIN125 D10	2
004	104.10000.00	WASHER DIN7980 D10	2
005	603.10025.86	SCREW DIN933 M10x25	2
006	603.06020.86	SCREW DIN933 M6x20	19
007	104.06000.00	WASHER DIN7980 D6	19
008	112.07000.66	WASHER DIN9021 Ø7	19

## 08. BODYWORK CABIN SUPPORTS

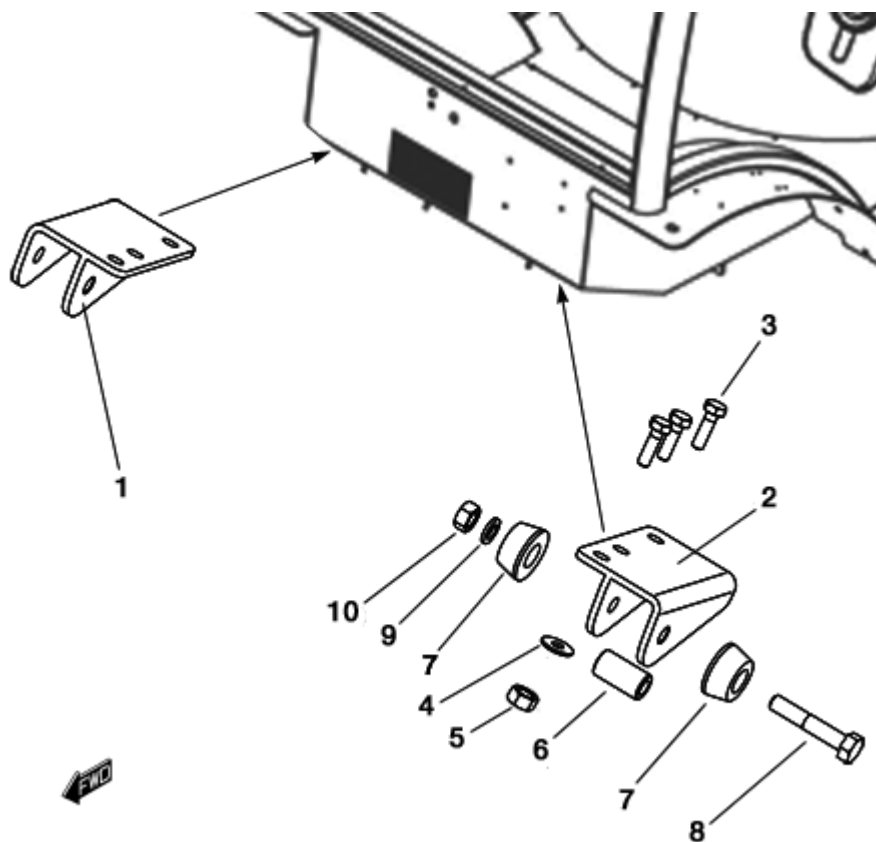


FIGURE	REFERENCE	DENOMINATION	AMOUNT
001	20.08010.01	SUPPORT ART.	1
002	20.08009.01	SUPPORT ART.	1
003	604.10035.86	SCREW DIN931	6
004	112.10000.66	WASHER DIN9021 D10	6
005	711.10000.66	NUT DIN982 M10x1.5	6
006	15.00114.00	BUSH	2
007	15.00113.00	SHOCK DAMPER 22X47X22.5 GOMA	4
008	604.14070.86	SCREW DIN931 M14x70	2
009	104.14000.00	CIR-CLIP EXT. DIN7980	2
010	701.14000.66	NUT DIN934 M14x2	2



# 08. BODYWORK COUNTERWEIGHT

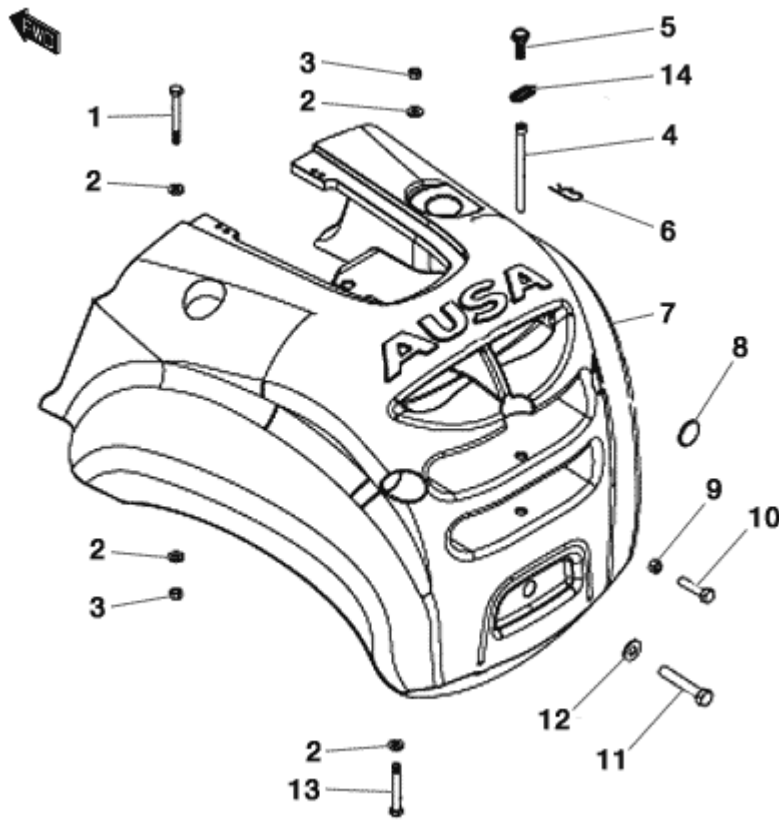


FIGURE	REFERENCE	DENOMINATION	AMOUNT
001	604.20180.86	SCREW DIN931	2
002	15.00561.00	WASHER DIN125 20.5x45x5	8
003	711.20000.66	NUT	4
004	30.08022.00	SHAFT	1
005	603.05015.86	SCREW DIN933	1
006	15.00836.00	PIN DIN11024 R4	1
007	30.08010.00	BALLAST WEIGHT 3600 KG	1
008	10.11017.00	RED REFLECTOR	2
009	701.12000.66	NUT DIN934 M12x1.75	2
010	603.12050.86	SCREW DIN933	2
011	620.30170.86	SCREW DIN961	1
012	20.08030.00	WASHER	1
013	604.20160.86	SCREW DIN931 M20x160	2
014	15.00834.00	CHAIN	1

### 01.OPTION/DEUTZ (USA-EU) BODYWORK-COUNTERWEIGHTS I

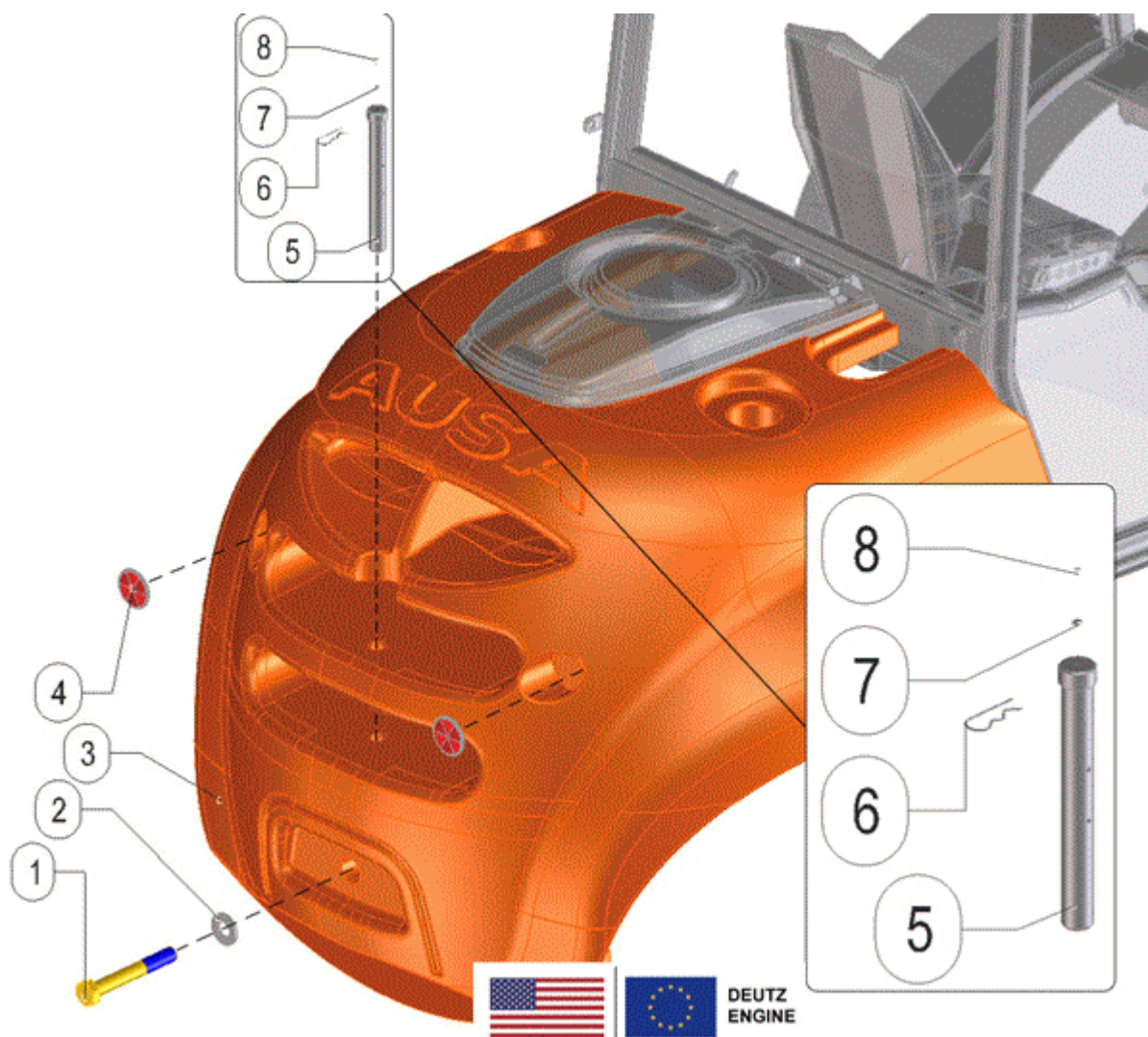


FIGURE	REFERENCE	DENOMINATION	AMOUNT
001	617.30220.86	BOLT DIN 960 M30x2x220	1
002	20.08030.00	WASHER	1
003	30.08010.01	WEIGHT 3600KG	1
004	10.11017.00	RED REFLECTOR	2
005	30.08022.10	CPA/GRA D34XD40X305 SHAFT	1
006	15.00836.00	PIN DIN11024 R4	1
007	701.05000.66	NUT DIN934 M5x0.8	1
008	603.05015.86	SCREW DIN933	1

**01.OPTION/DEUTZ (USA-EU)**  
**BODYWORK-COUNTERWEIGHTS II**

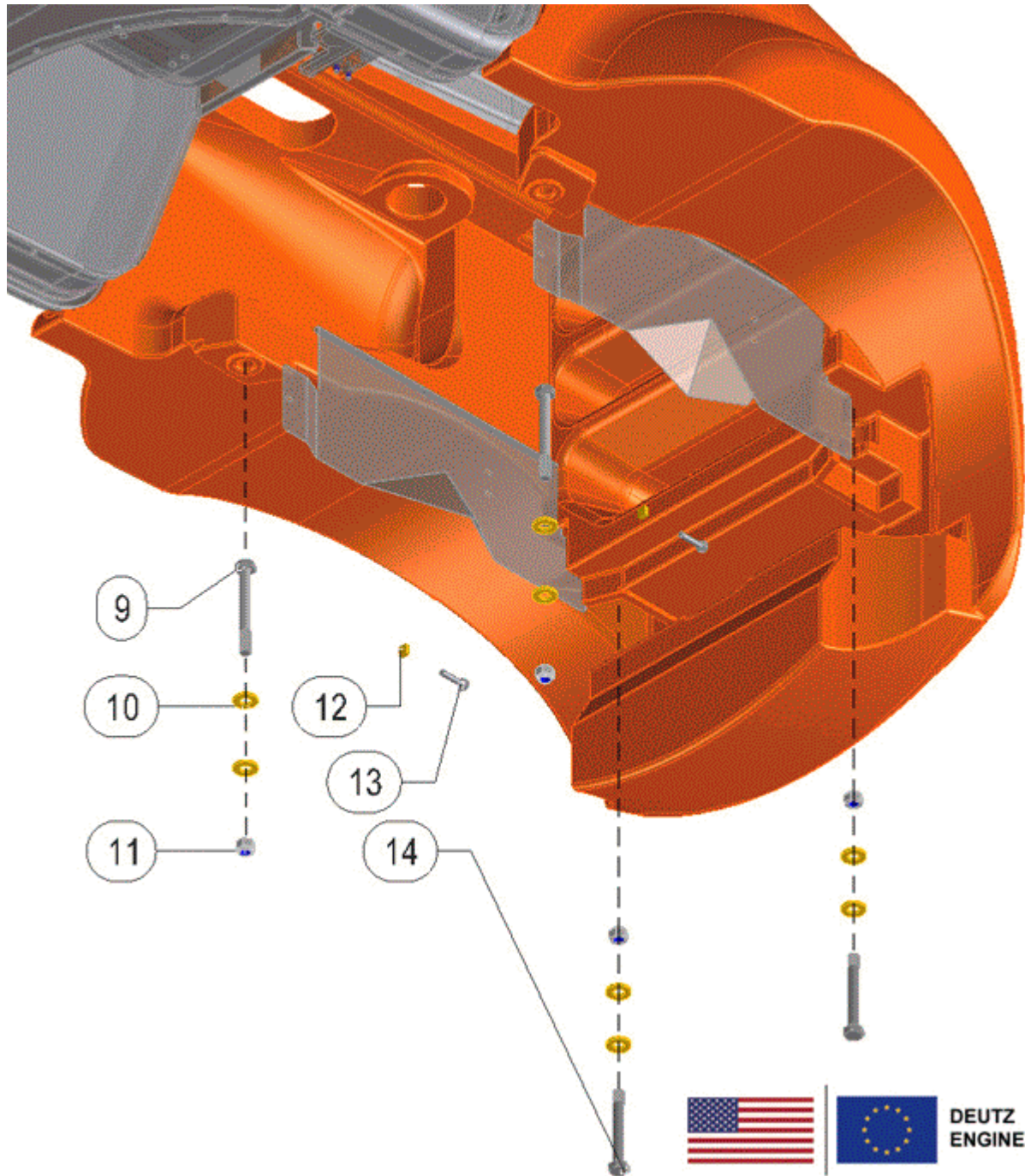


FIGURE	REFERENCE	DENOMINATION	AMOUNT
009	604.20180.86	SCREW DIN931	2
010	15.00561.00	WASHER DIN125 20.5x45x5	8
011	711.20000.66	NUT	4
012	701.12000.66	NUT DIN934 M12x1.75	2
013	603.12050.86	SCREW DIN933	2
014	604.20160.86	SCREW DIN931 M20x160	2

# OPENED CAB

## OPENED CAB (PART 1)

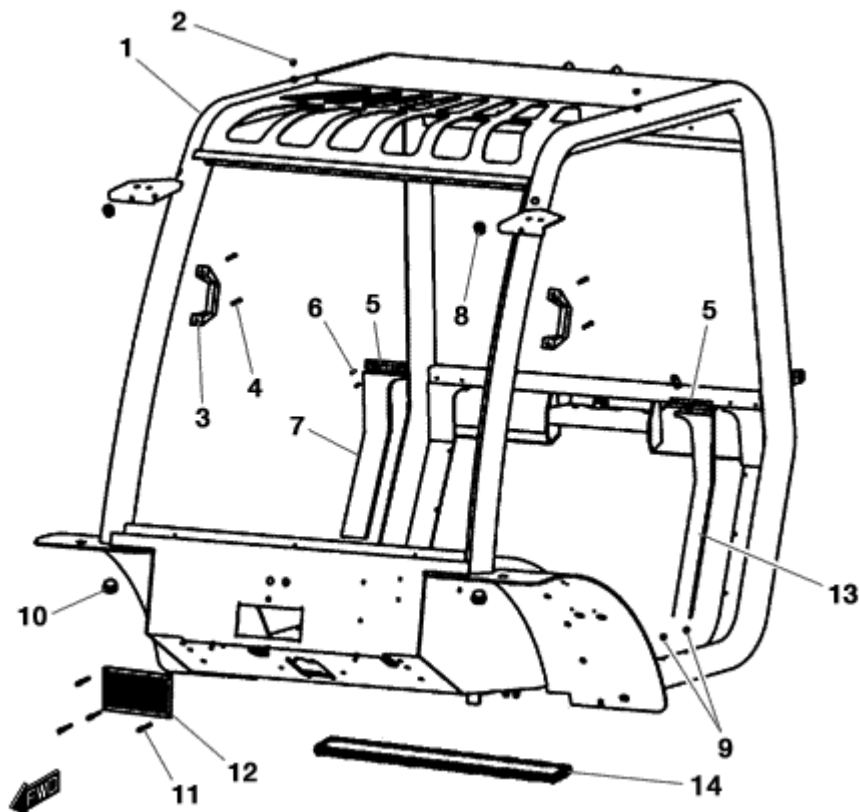


FIGURE	REFERENCE	DENOMINATION	AMOUNT
001	57.08001.00	DRIVER PROTECTION	1
002	MA.20047.00	PLASTIC CAP	2
003	MA.10007.00	KNOB	2
004	624.06018.66	SCREW	4
005	MA.20081.00	REAR TRIMMING FIXATION SUPPORT	2
006	MA.20019.00	SCREW DIN7984	4
007	MA.20071.00	RIGHT BACK TAPESTRY	1
008	MA.10025.00	CABLE GROMMET	3
009	MA.20048.00	PLASTIC CAP	8
010	MA.20046.00	CAP	2
011	502.03012.60	RIVET.	4
012	MA.20012.00	STRAINER	1
013	MA.20072.00	LEFT BACK TAPESTRY	1
014	MA.20013.00	LOWER REAR GASKET	1

**01.OPTION/DEUTZ (USA-EU)  
BODYWORK-CABIN I**



FIGURE	REFERENCE	DENOMINATION	AMOUNT
001	57.08004.00	OPEN-COCKPIT DRIVER PROTECTION	1
002	57.08003.01	DRIVER SEAT	1
003	57.08042.00	BUTT SEAT	1
004	57.08072.00	SUPPORT	2
005	12.04035.01	SAFETY SUPPORT 15X20X228	1
006	711.08000.66	NUT DIN982 M8	3
007	604.08040.86	SCREW DIN931	2
008	57.08073.00	driver seat sensor	1
009	57.08003.91	SEAT BELT	1

# OPENED CAB

## OPENED CAB (PART 2)

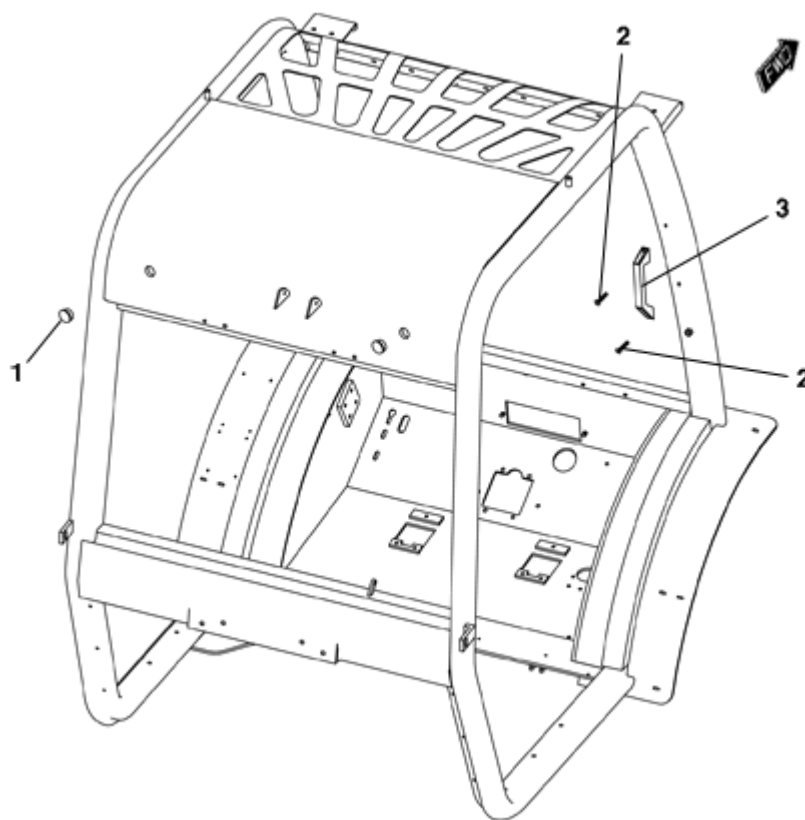


FIGURE	REFERENCE	DENOMINATION	AMOUNT
001	MA.20049.00	CAP	2
002	624.06018.66	SCREW	4
003	MA.10007.00	KNOB	2

## 01.OPTION/DEUTZ (USA-EU) BODYWORK-CABIN II

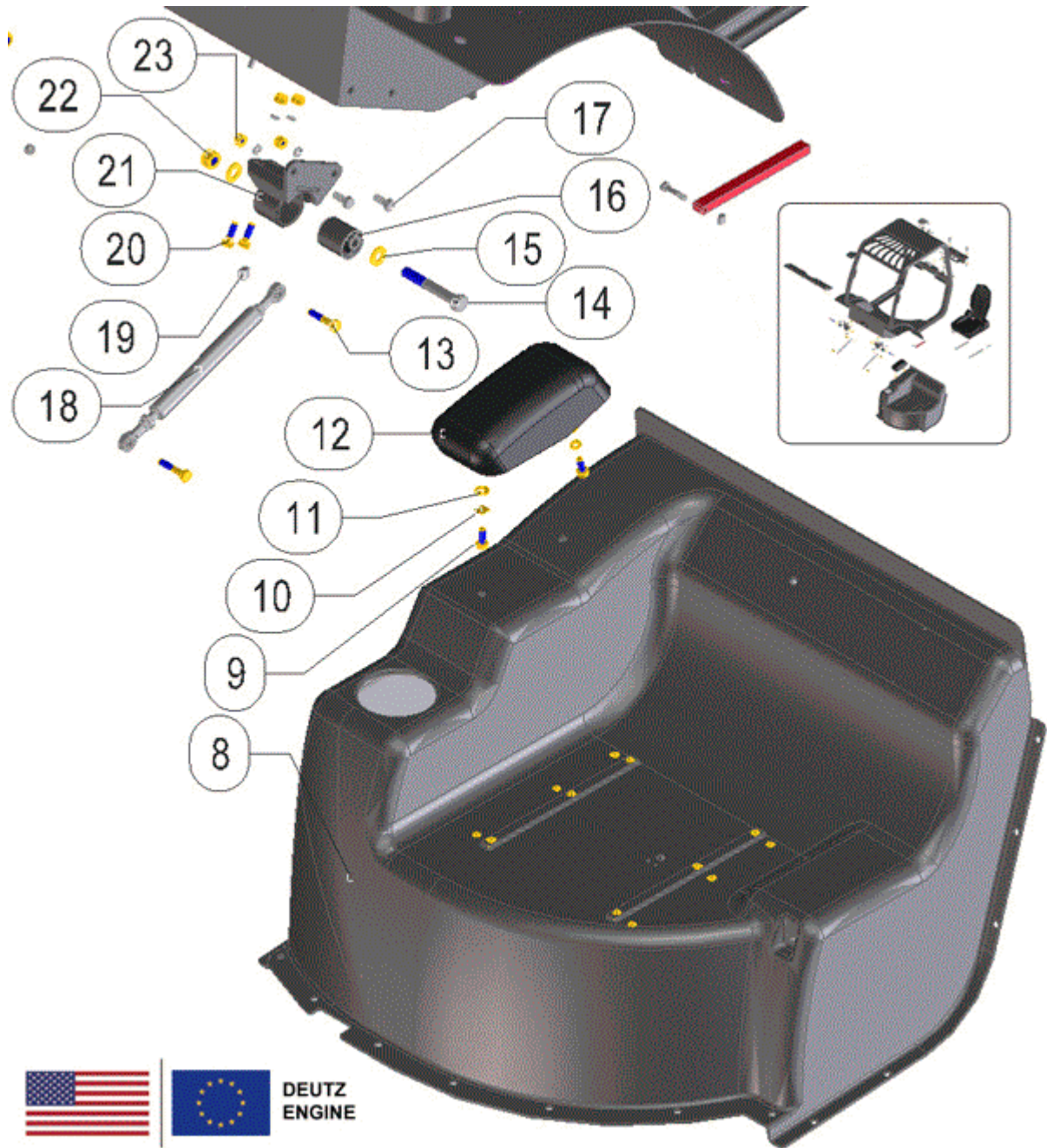


FIGURE	REFERENCE	DENOMINATION	AMOUNT
008	12.08002.10	TRANS. PROT. 625X820X924	1
009	603.10025.86	SCREW DIN933 M10x25	2
010	105.10000.66	WASHER DIN7980 D10	4
011	101.10000.66	WASHER DIN125 D10	18
012	12.08003.00	COVERT	1
013	604.10050.86	BOLT DIN931 M10x50	4
014	604.16110.86	SCREW DIN931 M16x110	2
015	101.16000.66	WASHER DIN125 D16	4
016	30.08026.00	ECCENTRIC D48X64 CUSHION	2

017	604.10025.86	SCREW	4
018	57.08040.00	CYLINDER	2
019	711.10000.66	NUT DIN982 M10x1.5	6
020	604.10030.86	SCREW DIN931	4
021	30.08027.00	SUPPORT PIN FOR. 128X108X102	2
022	711.16000.66	NUT DIN982 M16 8.8 K	2
023	711.10000.86	NUT DIN982 M10 C8	8



**OPENED CAB**  
**OPENED CAB (PART 3)**

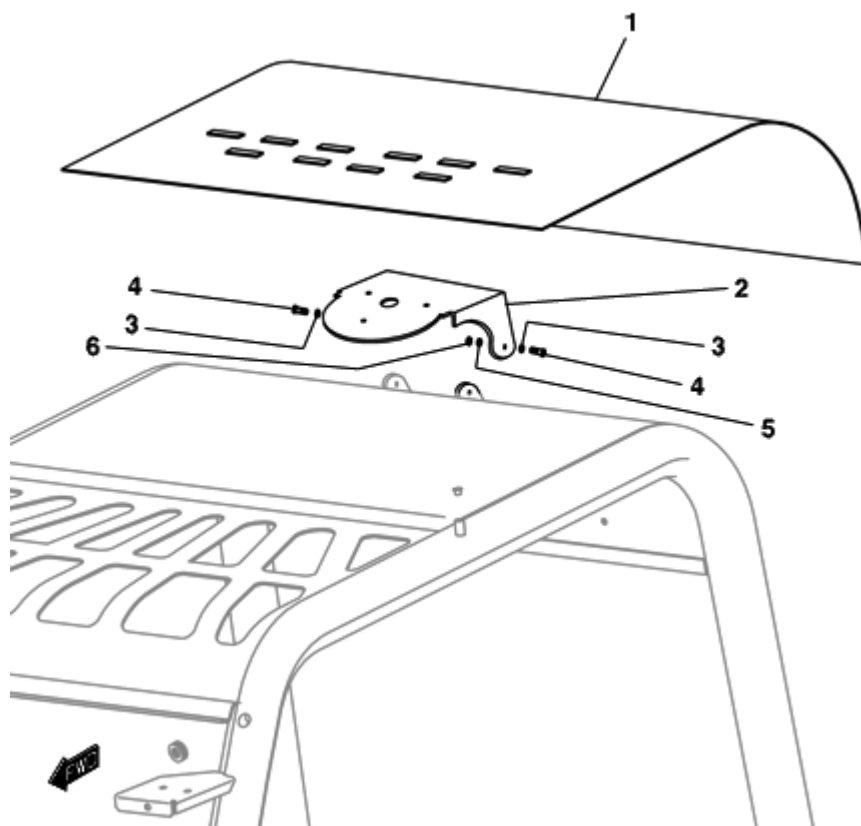


FIGURE	REFERENCE	DENOMINATION	AMOUNT
001	MA.20070.00	DRIVER PROTECTION	1
002	70.08106.00	SUPPORT 170x150x2	1
003	112.08000.66	WASHER DIN9021 D8	4
004	603.08025.86	SCREW DIN933 M8x25	2
005	116.08000.00	WASHER DIN125 A D8	2
006	720.08000.66	NUT DIN985 M8 AUTOLOCKING	2

**01.OPTION/DEUTZ (USA-EU)  
BODYWORK-CABIN III**

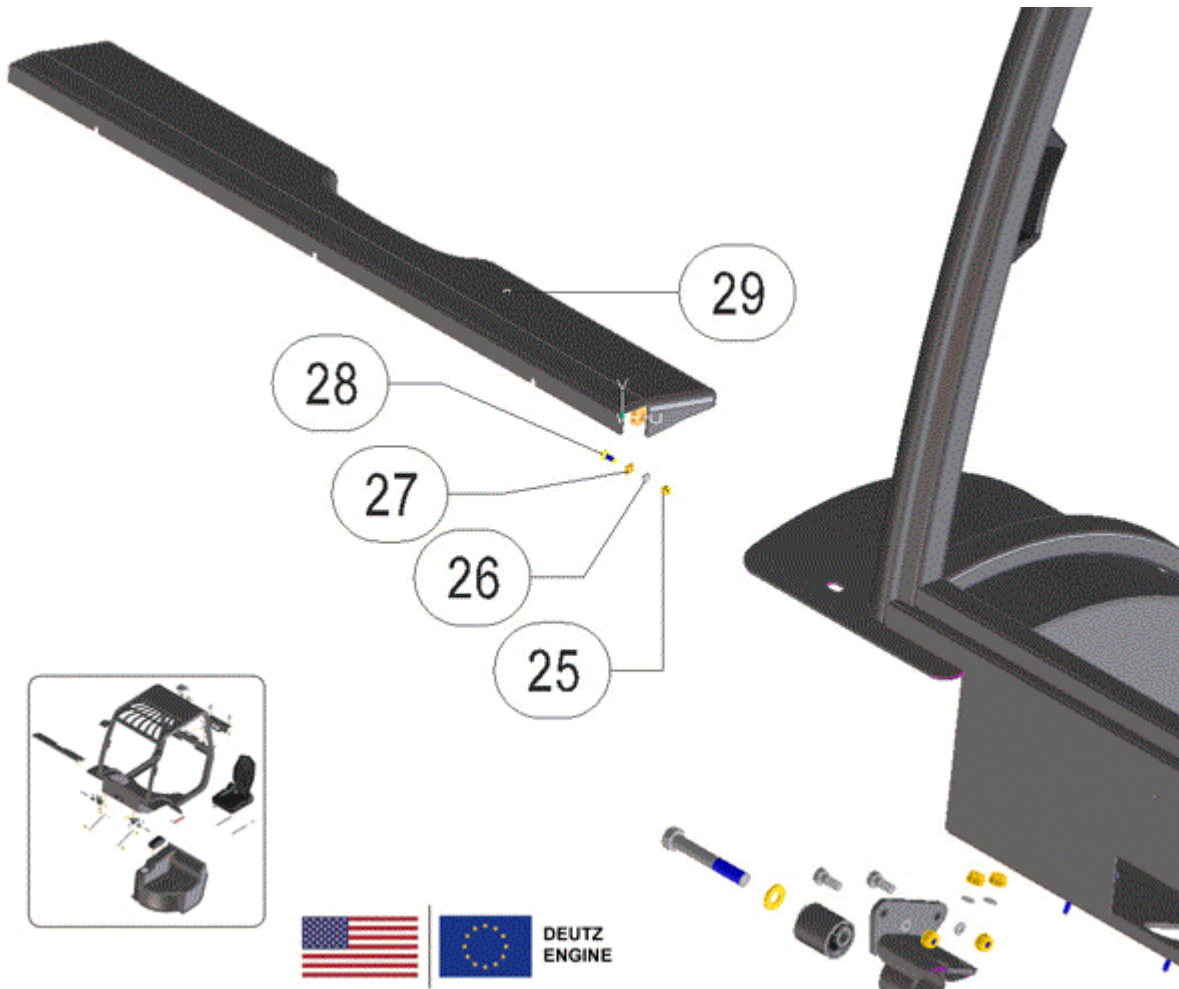


FIGURE	REFERENCE	DENOMINATION	AMOUNT
025	701.06000.66	NUT DIN934 M6X1	3
026	105.06000.66	CIR-CLIP DIN7980	2
027	101.06000.66	WASHER DIN125 D6	2
028	603.06025.86	SCREW DIN933 M6x25	2
029	57.08008.00	SUPPORT COVER	1

**01.OPTION/DEUTZ (USA-EU)**  
**BODYWORK-CABIN IV**

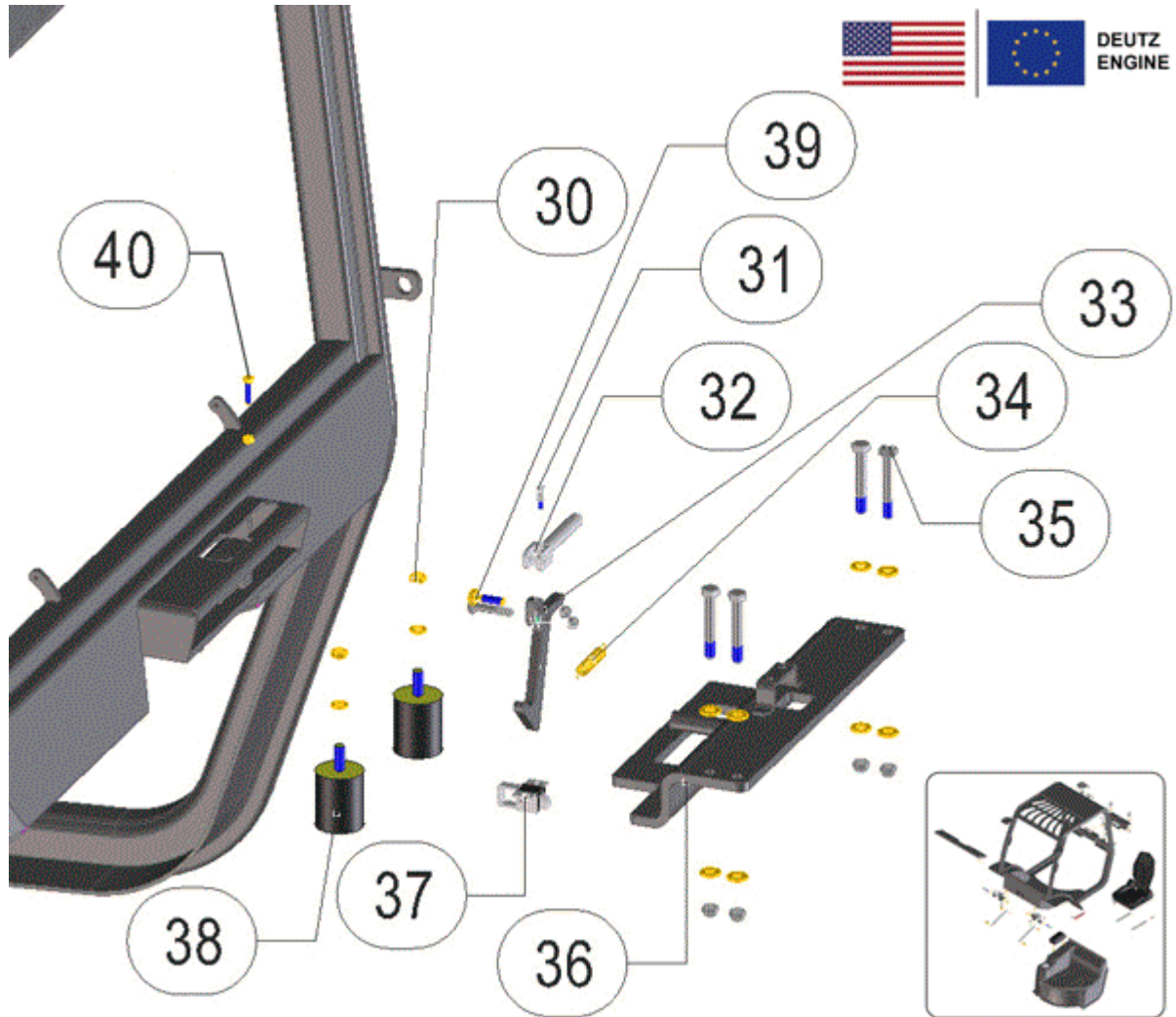


FIGURE	REFERENCE	DENOMINATION	AMOUNT
030	701.10000.66	NUT DIN934 M10x1.5	2
031	57.08026.00	SHAFT	1
032	57.08024.00	ACC. LEVER	1
033	57.08023.00	PAWL	1
034	01.00223.00	SPRING TENSION	1
035	604.10070.86	BOLT DIN931 M10x70	4
036	30.08024.01	FIXING BRACKET CLOSE CABIN	1
037	01.01925.00	LATCH	1
038	08.00107.02	BUTT	2
039	604.08030.86	SCREW DIN931	1
040	603.06025.86	SCREW DIN933 M6x25	1

## OPENED CAB REAR VIEW MIRRORS

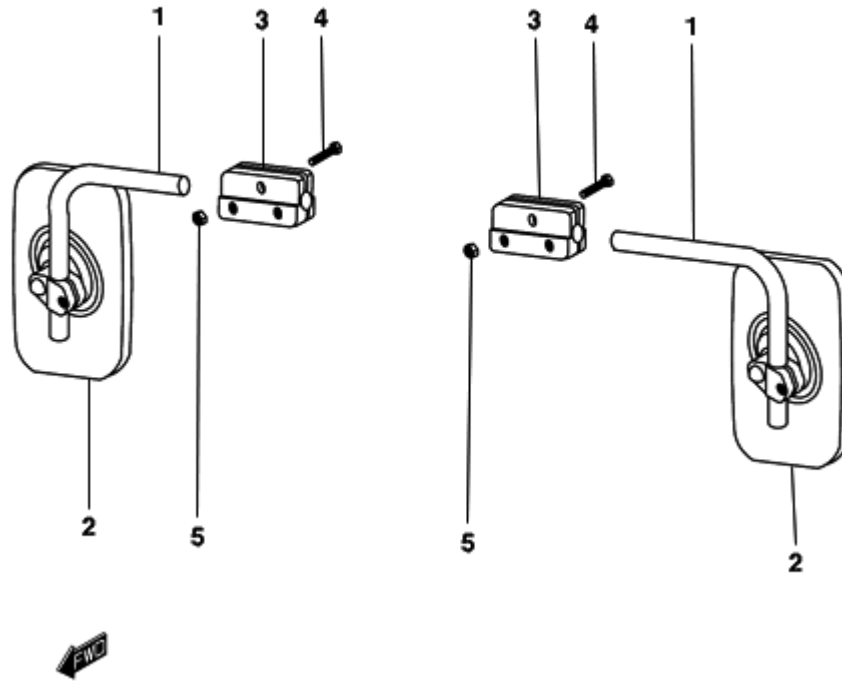


FIGURE	REFERENCE	DENOMINATION	AMOUNT
001	MA.10022.00	FIXING SUPPORT	2
002	MA.10021.00	DRIVING MIRROR	2
003	MA.20045.00	MIRROR FIXING FLANGE	2
004	603.08035.86	SCREW DIN933	2
005	701.08000.66	NUT DIN934 M8x1,25	2

# 08. BODYWORK

## CARPET

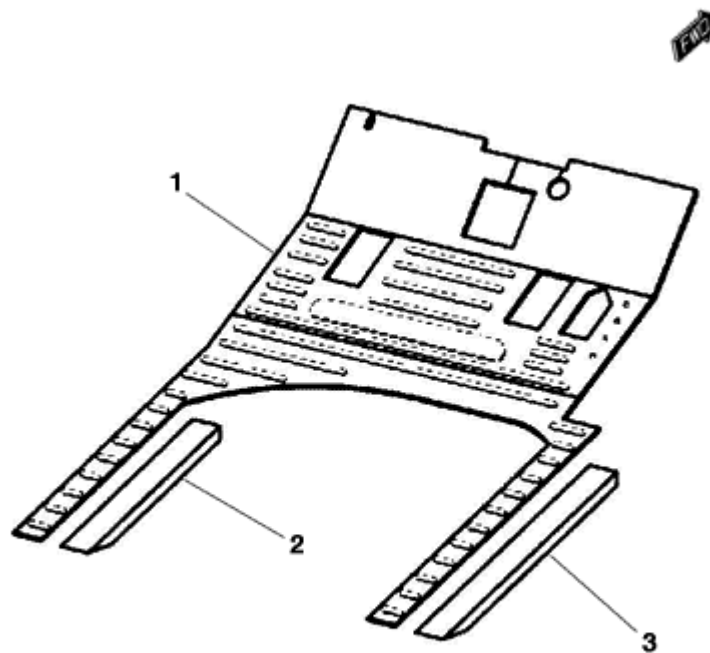


FIGURE	REFERENCE	DENOMINATION	AMOUNT
001	57.08019.00	CARPET	1
002	MA.20074.00	LEFT CARPET FILLING	1
003	MA.20073.00	RIGHT CARPET FILLING	1

# 08. BODYWORK

## SHOCK ABSORBER

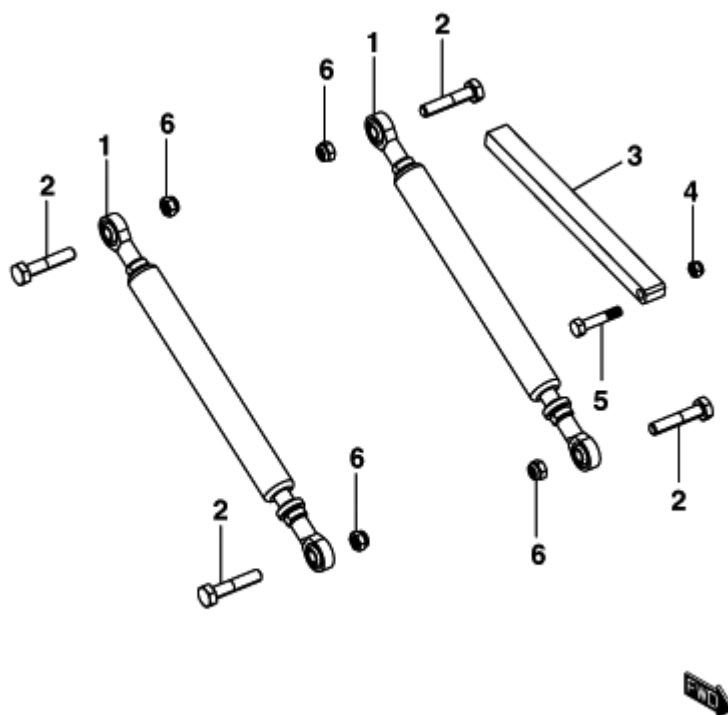


FIGURE	REFERENCE	DENOMINATION	AMOUNT
001	57.08040.00	CYLINDER	2
002	604.10050.86	BOLT DIN931 M10x50	4
003	12.04035.01	SAFETY SUPPORT 15X20X228	1
004	711.08000.66	NUT DIN982 M8	1
005	604.08040.86	SCREW DIN931	1
006	711.10000.66	NUT DIN982 M10x1.5	4

# CABIN

## OPEN COCKPIT - SEMICLOSED COCKPIT




FIGURE	REFERENCE	DENOMINATION	AMOUNT
001	57.08007.00	OPENED CAB TO HALF-CLOSED CAB KIT	1
002	57.12010.00	PLATE AD. INDI	1
003	12.11014.00	SWITCH	1
004	12.11009.00	WINDSCREEN WIPER ELECTRICAL LENGTH	1
005	711.06000.66	NUT DIN982 M6	2
006	101.06000.66	WASHER DIN125 D6	2
007	603.06020.86	SCREW DIN933 M6x20	2
008	46.08621.00	SCREEN WIPER PUMP TANK	1

**08. BODYWORK**  
**HALF-CLOSED CAB (1)**

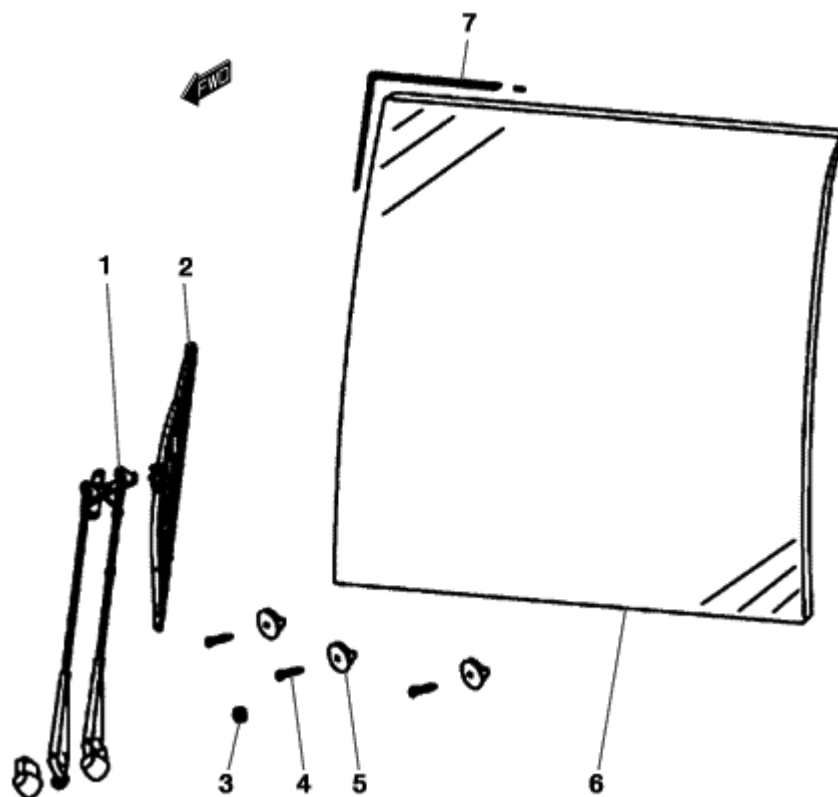


FIGURE	REFERENCE	DENOMINATION	AMOUNT
001	MA.20078.00	FRONT WINDSCREEN WIPER ARM	1
002	MA.20079.00	WINDSCREEN WIPER BLADE	1
003	MA.10025.00	CABLE GROMMET	1
004	MA.10065.00	SCREW DIN7604	3
005	MA.10029.00	CAP	3
006	MA.20077.00	FRONT GLASS CAB	1
007	MA.20055.00	WINDSCREEN RUBBER PROFILE 8769 L=5M	1



## 08. BODYWORK HALF-CLOSED CAB (2)

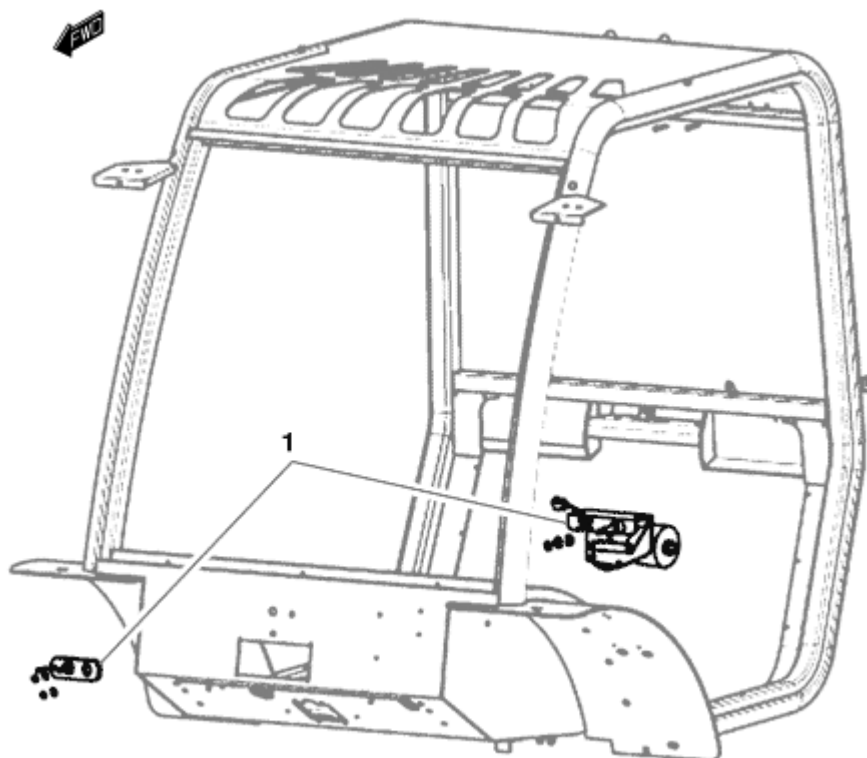


FIGURE	REFERENCE	DENOMINATION	AMOUNT
001	MA.20080.00	SCREEN WIPERS ENGINE	1

## 08. BODYWORK

### HALF-CLOSED CAB (3)



FIGURE	REFERENCE	DENOMINATION	AMOUNT
002	MA.20076.00	CABIN GLASS	1
003	MA.20019.00	SCREW DIN7984	4

# 08. BODYWORK

## HALF-CLOSED CAB (4)

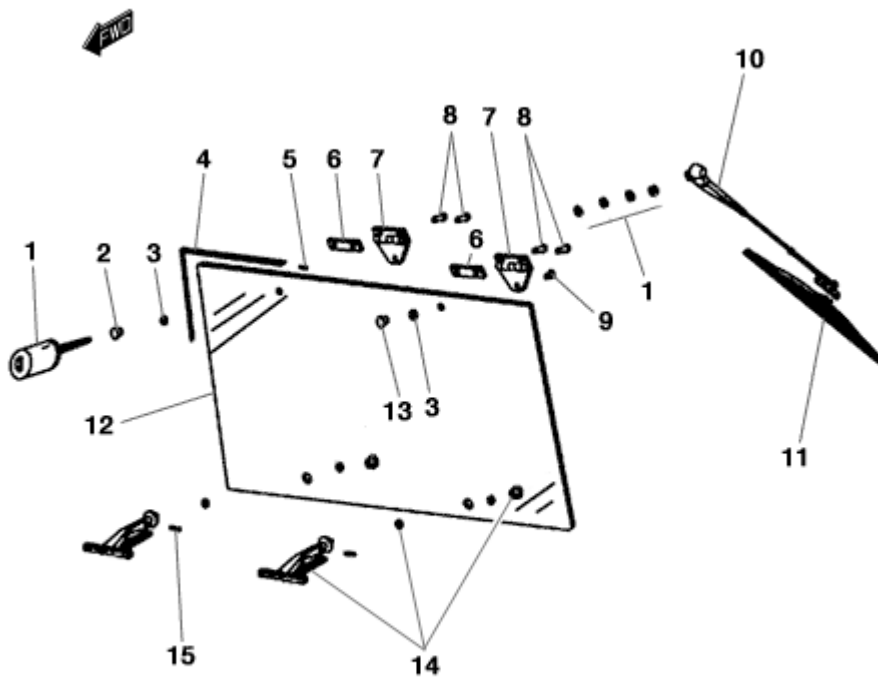


FIGURE	REFERENCE	DENOMINATION	AMOUNT
001	MA.20022.00	MOTOR WINDSCREEN WIPER	1
002	MA.20021.00	ACC. FORK	1
003	MA.10050.00	RUBBER WASHER 20X40	4
004	MA.20050.00	RUBBER PROFILE	1
006	MA.20020.00	PANEL	2
007	MA.10006.00	GLASS HINGE	2
008	MA.20018.00	SCREW ISO7380	4
009	618.08020.86	SCREW DIN7991 M8x20	1
010	MA.20023.00	WINDSCREEN WIPER ARM	1
011	MA.10031.00	WINDSCREEN WIPER BLADE	1
012	MA.20075.00	REAR CAB GLASS	1
013	MA.10027.00	INSERTED NUT M8	1
014	MA.20051.00	HINGE	2
015	402.05014.00	PIN	2

**08. BODYWORK**  
**HALF-CLOSED CAB (5)**

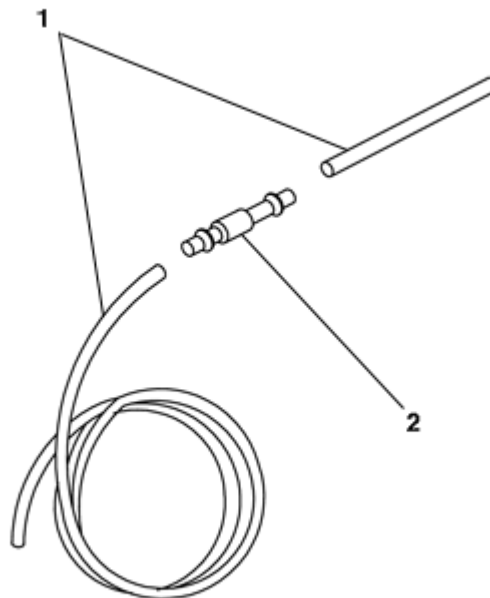


FIGURE	REFERENCE	DENOMINATION	AMOUNT
001	MA.10034.00	HOSE TRANS. PLAS	1
002	MA.10033.00	VALVE	1

## 08. BODYWORK

### HALF-CLOSED CAB (6)

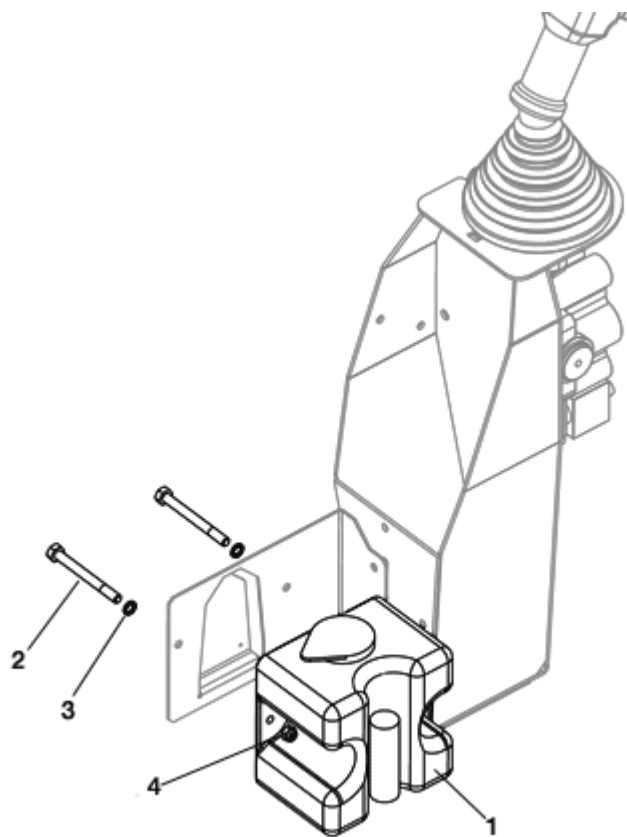


FIGURE	REFERENCE	DENOMINATION	AMOUNT
001	46.08621.00	SCREEN WIPER PUMP TANK	1
002	603.06020.86	SCREW DIN933 M6x20	4
003	101.06000.66	WASHER DIN125 D6	4
004	711.06000.66	NUT DIN982 M6	4

**CLOSED CAB**  
**SEMICLOSE COCKPIT - CLOSE COCKPIT**

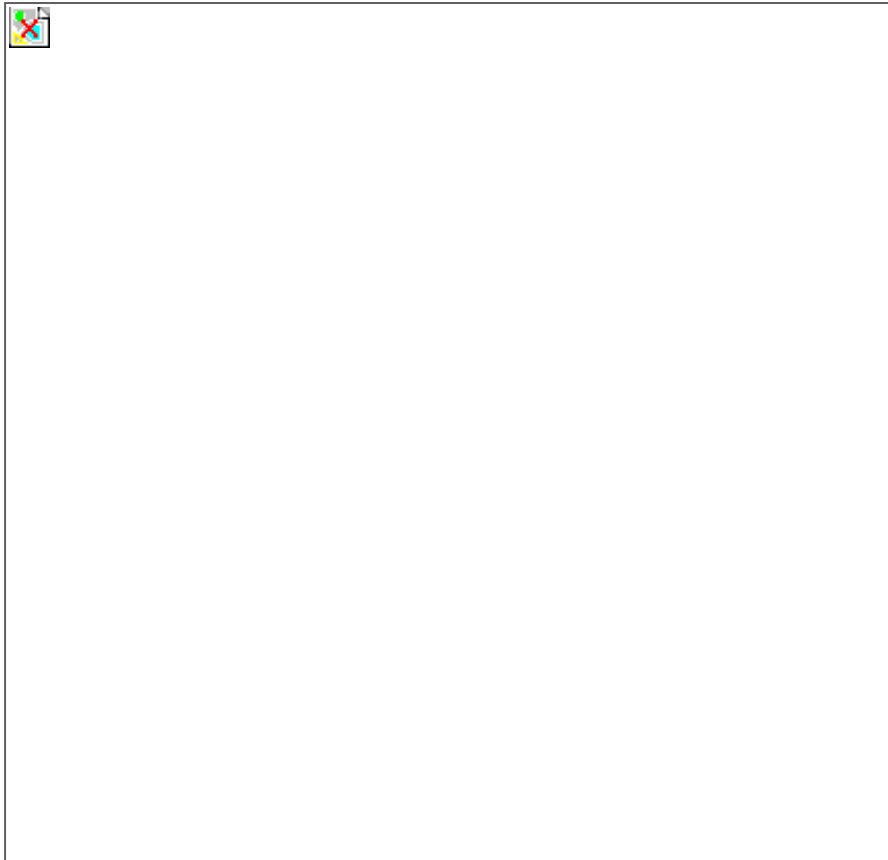


FIGURE	REFERENCE	DENOMINATION	AMOUNT
001	12.08008.00	HALF-CLOSED CAB TO CLOSED CAB KIT	1
003	30.08040.00	GAS SPRING 40X462 2800N	2
004	57.08009.00	COVER SOP. TABLIER 108X163X986	1
005	101.05000.66	WASHER DIN125 D5	2
006	630.05020.96	SCREW ISO7380	2
007	46.00369.00	BALL VALVE D11	1
008	634.03010.82	SCREW DIN7982*	6
009	46.00368.00	AIR DIFFUSER	2
010	912.40060.66	CLAMP D40-60	4
011	480.00045.00	PVC PIPE 45X49	1
012	806.06030.00	FASTON MALE 6.3MM	3
013	10.14003.00	FASTON CONNECTOR 3 WAYS FEMALE	1
014	623.55016.86	SCREW DIN7971	2
015	46.00370.00	HEATER	1
016	912.20032.00	CLAMP	4
017	464.05025.28	TUBE B / P 16x25	8
018	12.11020.00	SWITCH	1
019	08.00317.00	METALLIC GASKET BUNA D3/8	1



**CLOSED CAB**  
**SEMICLOSE COCKPIT - CLOSE COCKPIT**

FIGURE	REFERENCE	DENOMINATION	AMOUNT
020	08.00301.02	NIPPLE M/TB	1

**CLOSED CAB**  
**CLOSED CAB (PART 1)**

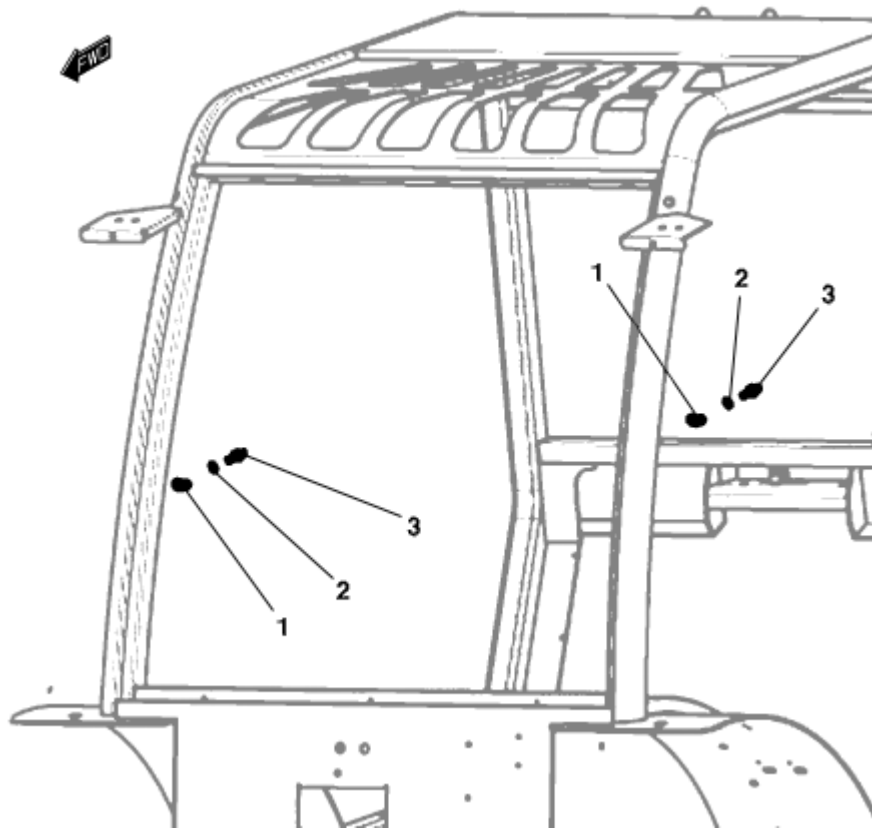


FIGURE	REFERENCE	DENOMINATION	AMOUNT
001	MA.20029.00	PROTECTOR	2
002	113.12000.66	WASHER	2
003	MA.10015.00	AXLE CIL/CPL	2



**CLOSED CAB**  
**CLOSED CAB (PART 2)**

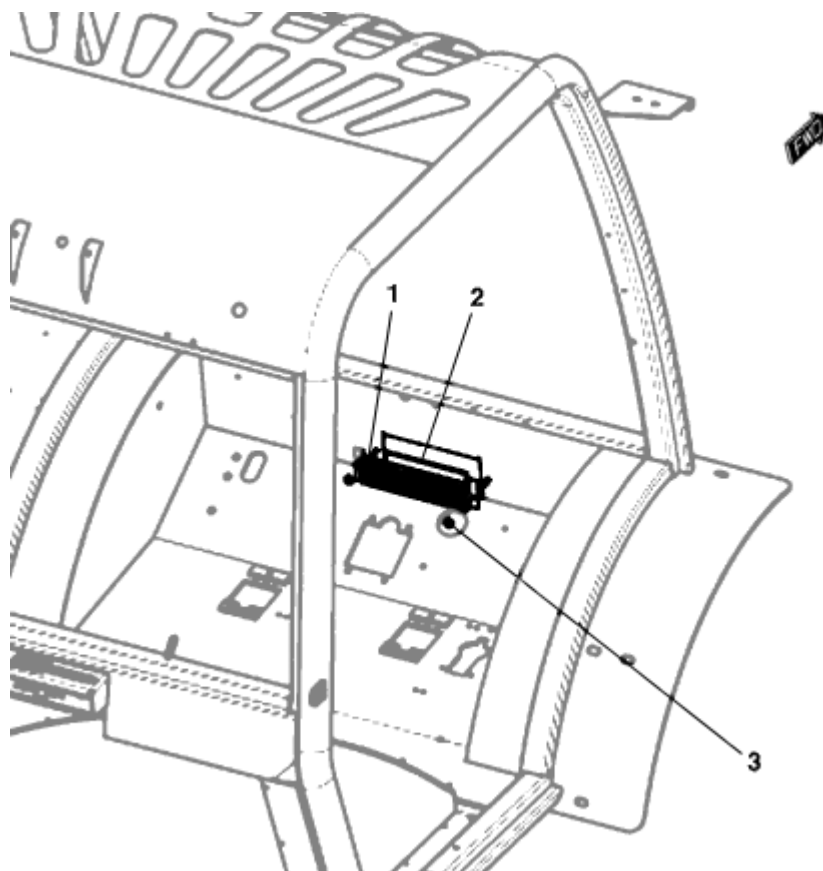


FIGURE	REFERENCE	DENOMINATION	AMOUNT
001	MA.20042.00	AIR FILTER SUPPORT	1
002	MA.20041.00	AIR FILTER	1
003	711.06000.66	NUT DIN982 M6	2

**CLOSED CAB**  
**CLOSED CAB (PART 3)**

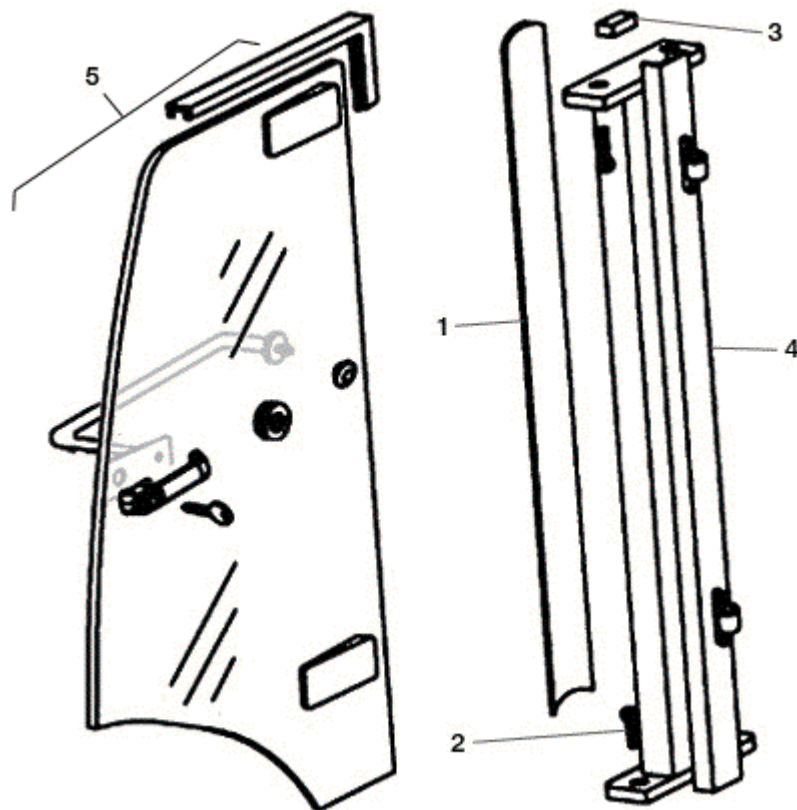


FIGURE	REFERENCE	DENOMINATION	AMOUNT
001	MA.20027.00	PROTECTOR	1
001	MA.20036.00	PROTECTOR	1
002	630.08020.86	SCREW ISO7380	8
003	MA.20028.00	SUPLEMENTO PILAR	2
004	MA.20082.00	LEFT HAND CENTRAL CROSSMEMBER	1
004	MA.20083.00	RIGHT HAND CENTRAL CROSSMEMBER	1
005	MA.20030.00	COMPLETE LEFT DOOR ASSY	1
005	MA.20037.00	COMPLETE RIGHT DOOR	1

**CLOSED CAB**  
**CLOSED CAB (PART 4)**

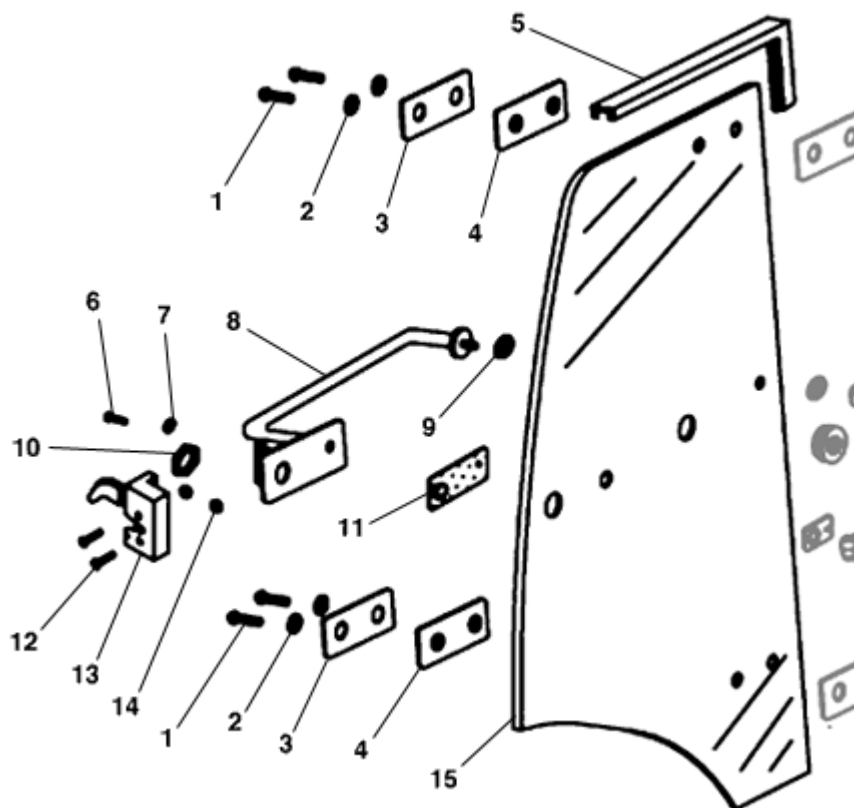


FIGURE	REFERENCE	DENOMINATION	AMOUNT
001	603.08020.86	SCREW DIN933 M8x20	8
002	MA.10010.00	WASHER	8
003	MA.20033.00	PLANCHA BRIDA BISAGRA	4
004	MA.10054.00	JUNTA GOMA REC. BISAGRA	8
005	MA.20055.00	WINDSCREEN RUBBER PROFILE 8769 L=5M	2
006	603.06025.86	SCREW DIN933 M6x25	2
007	MA.10009.00	WASHER DIN9021 6X18X1,5	2
008	MA.20084.00	LEFT KNOB DOOR	1
008	MA.20085.00	RIGHT KNOB DOOR	1
009	MA.10050.00	RUBBER WASHER 20X40	4
010	MA.10045.00	LEFT EXTERIOR LOCK WITH KEY	1
010	MA.10046.00	RIGHT LOCK WITHOUT KEY	1
011	MA.10053.00	RUBBER GASKET	2
012	MA.20059.01	SCREW DIN7991 M8X40	4
013	MA.10016.00	DOOR HANDLE LEFT	1
013	MA.10017.00	LOCK RIGHT	1
014	720.08000.66	NUT DIN985 M8 AUTOLOCKING	4
015	MA.20059.00	LEFT DOOR GLASS	1



**CLOSED CAB**  
**CLOSED CAB (PART 4)**

<b>FIGURE</b>	<b>REFERENCE</b>	<b>DENOMINATION</b>	<b>AMOUNT</b>
015	MA.20060.00	RIGHT DOOR GLASS	1

# CLOSED CAB

## CLOSED CAB (PART 5)

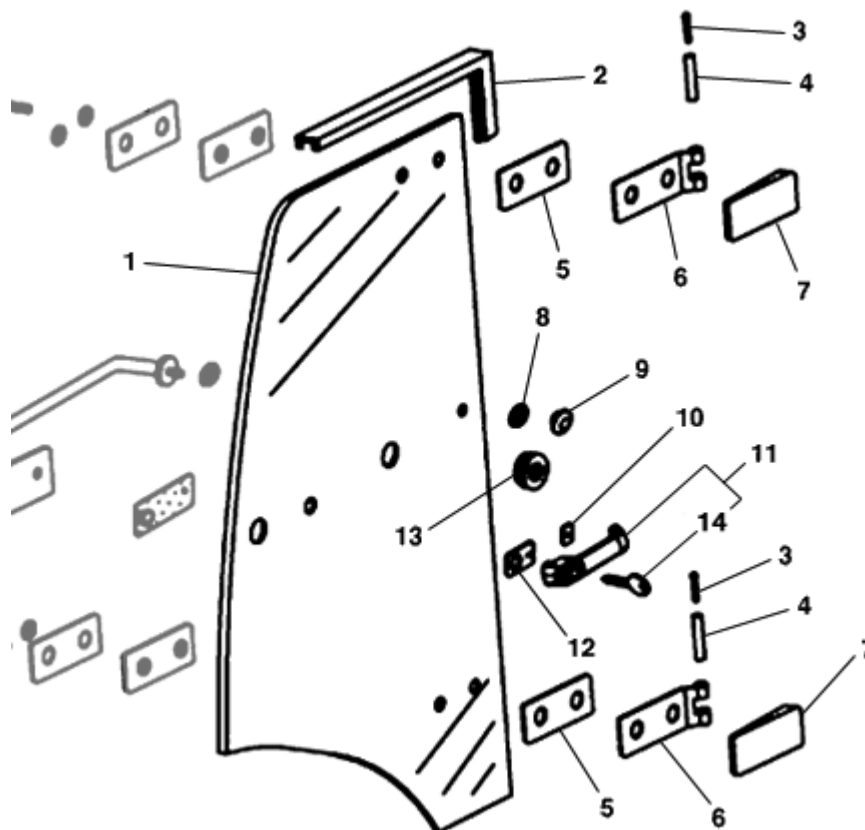


FIGURE	REFERENCE	DENOMINATION	AMOUNT
001	MA.20059.00	LEFT DOOR GLASS	1
001	MA.20060.00	RIGHT DOOR GLASS	1
002	MA.20055.00	WINDSCREEN RUBBER PROFILE 8769 L=5M	2
003	901.06000.33	GREASER DIN71412-A	4
004	MA.20058.00	PIN HINGE	4
005	MA.10054.00	JUNTA GOMA REC. BISAGRA	8
006	MA.20056.00	HINGE	4
007	MA.20057.00	HINGE	4
008	MA.10050.00	RUBBER WASHER 20X40	4
009	MA.10027.00	INSERTED NUT M8	2
010	MA.10052.00	RUBBER GASKET	2
011	MA.10045.00	LEFT EXTERIOR LOCK WITH KEY	1
011	MA.10046.00	RIGHT LOCK WITHOUT KEY	1
012	MA.10051.00	RUBBER GASKET	2
013	MA.20044.00	FIXATION DOOR KIT	2
014	MA.10085.00	CABIN DOOR KEY	2

**CLOSED CAB**  
**CLOSED CAB (PART 6)**

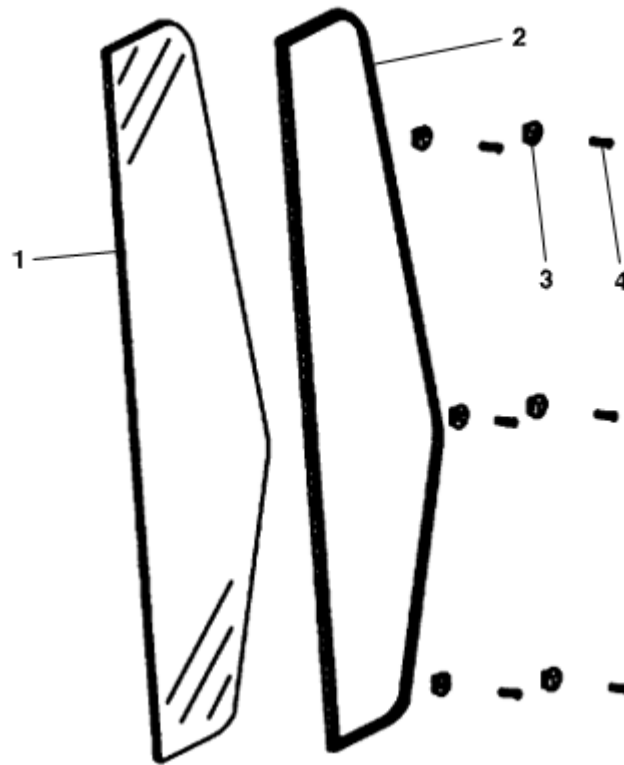


FIGURE	REFERENCE	DENOMINATION	AMOUNT
001	MA.20034.00	LEFT GLASS	1
001	MA.20039.00	RIGHT GLASS	1
002	MA.20050.00	RUBBER PROFILE	2
003	MA.10029.00	CAP	12
004	MA.10065.00	SCREW DIN7604	12

# CLOSED CAB SHOCK ABSORBER

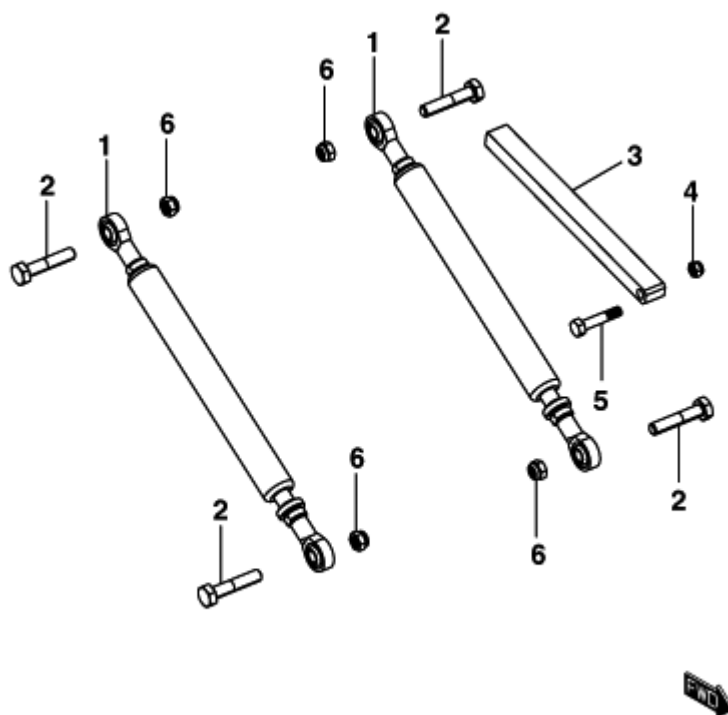


FIGURE	REFERENCE	DENOMINATION	AMOUNT
001	30.08040.00	GAS SPRING 40X462 2800N	2
002	604.10050.86	BOLT DIN931 M10x50	4
003	12.04035.01	SAFETY SUPPORT 15X20X228	1
004	711.08000.66	NUT DIN982 M8	1
005	604.08040.86	SCREW DIN931	1
006	711.10000.66	NUT DIN982 M10x1.5	4

# CLOSED CAB HEATER (PART 1)

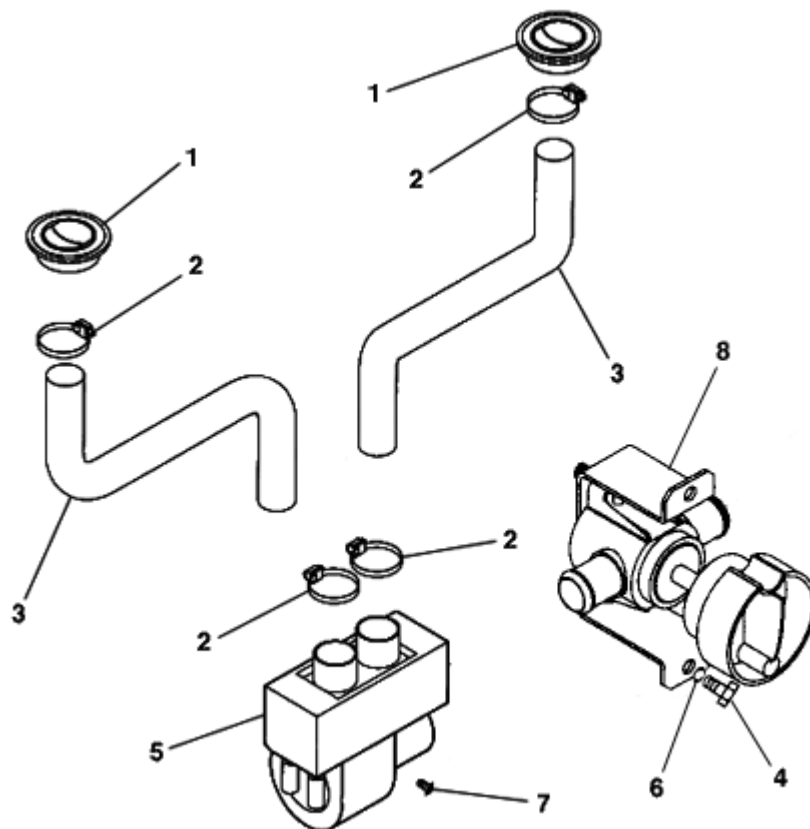


FIGURE	REFERENCE	DENOMINATION	AMOUNT
001	46.00368.00	AIR DIFFUSER	2
002	912.40060.66	CLAMP D40-60	4
003	43.70009RE00	ADMISSION TUBE 45x49x500, AIR	2
004	630.05020.96	SCREW ISO7380	2
005	46.00370.00	HEATER	1
008	46.00369.00	BALL VALVE D11	1



# 01.OPTION/DEUTZ (USA-EU) HEATING I




FIGURE	REFERENCE	DENOMINATION	AMOUNT
001	46.00368.00	AIR DIFFUSER	2
002	30.08028.00	SUPPORT COVER 108X163X986	1
003	MA.20080.00	SCREEN WIPERS ENGINE	1
004	912.40060.66	CLAMP D40-60	4
005	46.00369.00	BALL VALVE D11	1
006	480.00050.00	MATERIAL TUBE PVC 50X54	1
007	464.03024.00	TUBE	1
008	464.03024.00	TUBE	1
009	464.03024.00	TUBE	1
010	480.00050.00	MATERIAL TUBE PVC 50X54	1
011	46.00370.01	HEATER 12V 4700KCAL	1
012	32.08243.00	FITTING M/M RECTUM 16X12X76	2
013	912.25040.66	CLAMP DIN3017	10

## CLOSED CAB HEATER (PART 2)

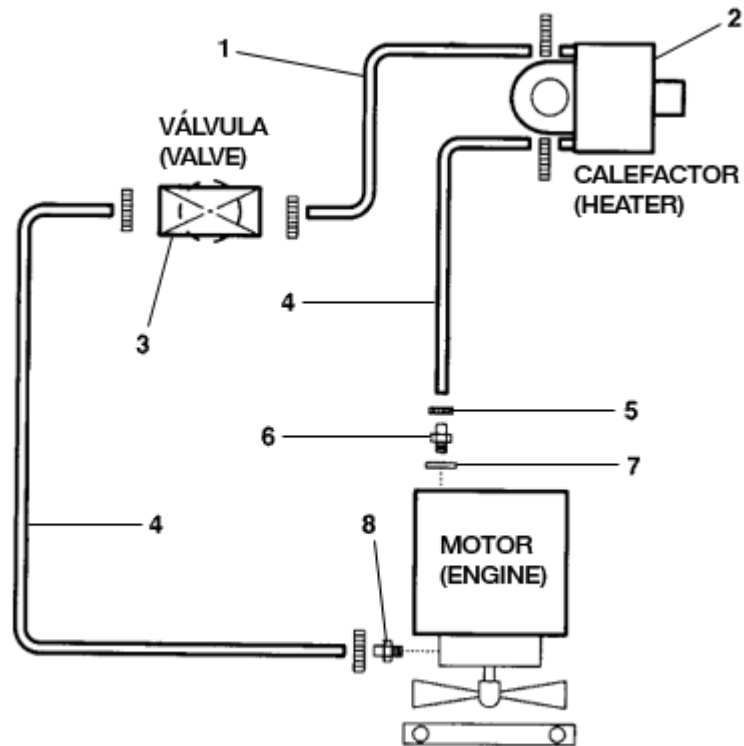


FIGURE	REFERENCE	DENOMINATION	AMOUNT
002	46.00370.00	HEATER	1
003	46.00369.00	BALL VALVE D11	1
004	43.11005.00	CLAMP	2
005	912.20032.00	CLAMP	2
006	08.00301.02	NIPPLE M/TB	1
007	08.00316.00	METALLIC GASKET BUNA D1/2 G	1
008	46.20110.00		1

**01.OPTION/DEUTZ (USA-EU)  
HEATING II**



FIGURE	REFERENCE	DENOMINATION	AMOUNT
001	603.06020.86	SCREW DIN933 M6x20	4
002	101.06000.66	WASHER DIN125 D6	4
003	711.06000.66	NUT DIN982 M6	4
004	46.08621.00	SCREEN WIPER PUMP TANK	1
005	469.15009.00	PLASTIC HOSE 6X9	1
006	30.02081.00	FIXING SUPPORT TANK CLEANER	1
007	46.02300.00	CHECK VALVE D5X45	1
008	08.00316.01	GASKET MET. BUNA	2
009	30.02012.00	RACOR M22x1.5 - DN15	2
010	464.03024.00	TUBE	1
011	464.03024.00	TUBE	1
012	931.05370.00	CLAMP TAPE 5x370	8

# DUPLEX MAST 3.7M (FEM IV)

## MAST GUIDES

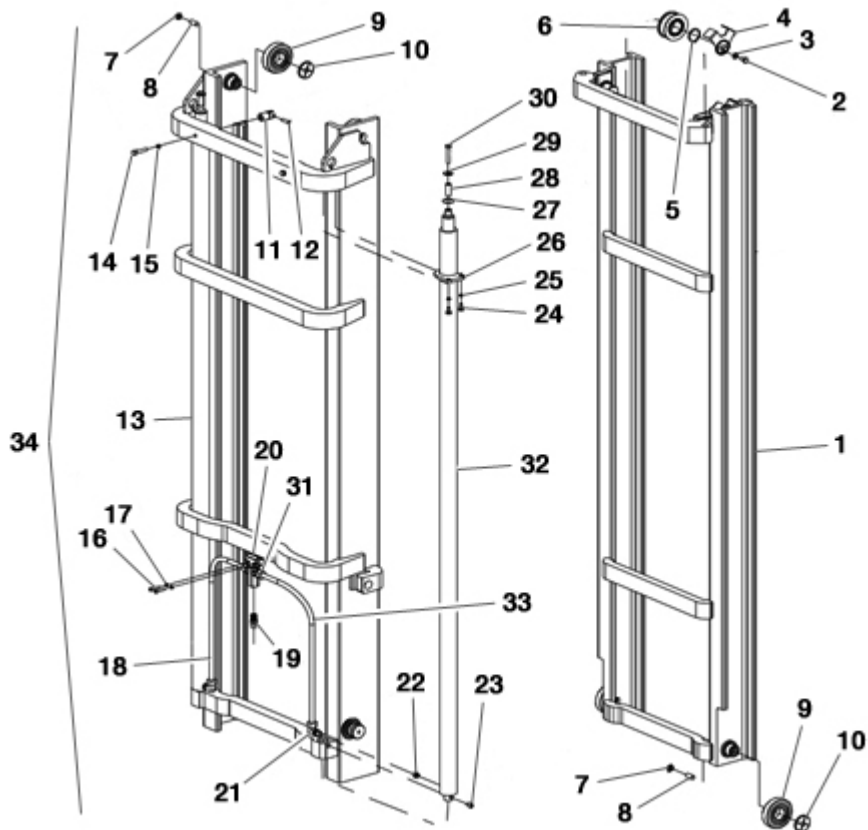


FIGURE	REFERENCE	DENOMINATION	AMOUNT
001	EL.60083.00	INNER MAST	1
002	EL.50035.00	SCREW TE M12X20 UNI 5739 8.8	2
003	EL.50033.00	FLAT WASHER D12 UNI6592	2
004	EL.60031.00	HOSE PROTECTION	2
005	EL.60108.00	SEEGER WASHER	2
006	EL.30091.00	PULLEY	2
007	EL.60121.00	NUT	8
008	EL.60140.00	SCREW	8
009	EL.60005.00	BEARING	8
010	EL.60006.00	BUSHING	8
011	EL.60003.00	CHAIN ANCHOR PIN	2
012	EL.60135.00	CHAIN PIN	4
013	EL.60081.00	OUTER MAST	1
014	EL.60144.00	SCREW	2
016	EL.60111.00	SCREW	2
017	EL.60102.00	WASHER	2
019	EL.60147.00	SB33 VALVE S=19	1
020	EL.60012.00	TWO WAY COLLECTOR	1

## DUPLEX MAST 3.7M (FEM IV) MAST GUIDES

FIGURE	REFERENCE	DENOMINATION	AMOUNT
021	EL.60142.00	FIXING SUPPORT	2
022	EL.60114.00	LB3 VALVE S=2,3	1
023	EL.60141.00	SCREW	2
024	EL.60110.00	SCREW	4
025	EL.60107.00	WASHER	4
026	EL.60032.00	CYLINDER LOCK	2
027	EL.50037.00	CONVEX WASHER D25 DIN6319C	2
028	EL.60027.00	SPACER	2
029	EL.60139.00	WASHER	2
030	EL.50036.00	SCREW M12X70	2
031	EL.60143.00	NUT	2
034	30.09150.00	FULL DUPLEX MAST 3,7 M FEM IV	1

## DUPLEX MAST 3.7M (FEM IV) MAST GUIDES

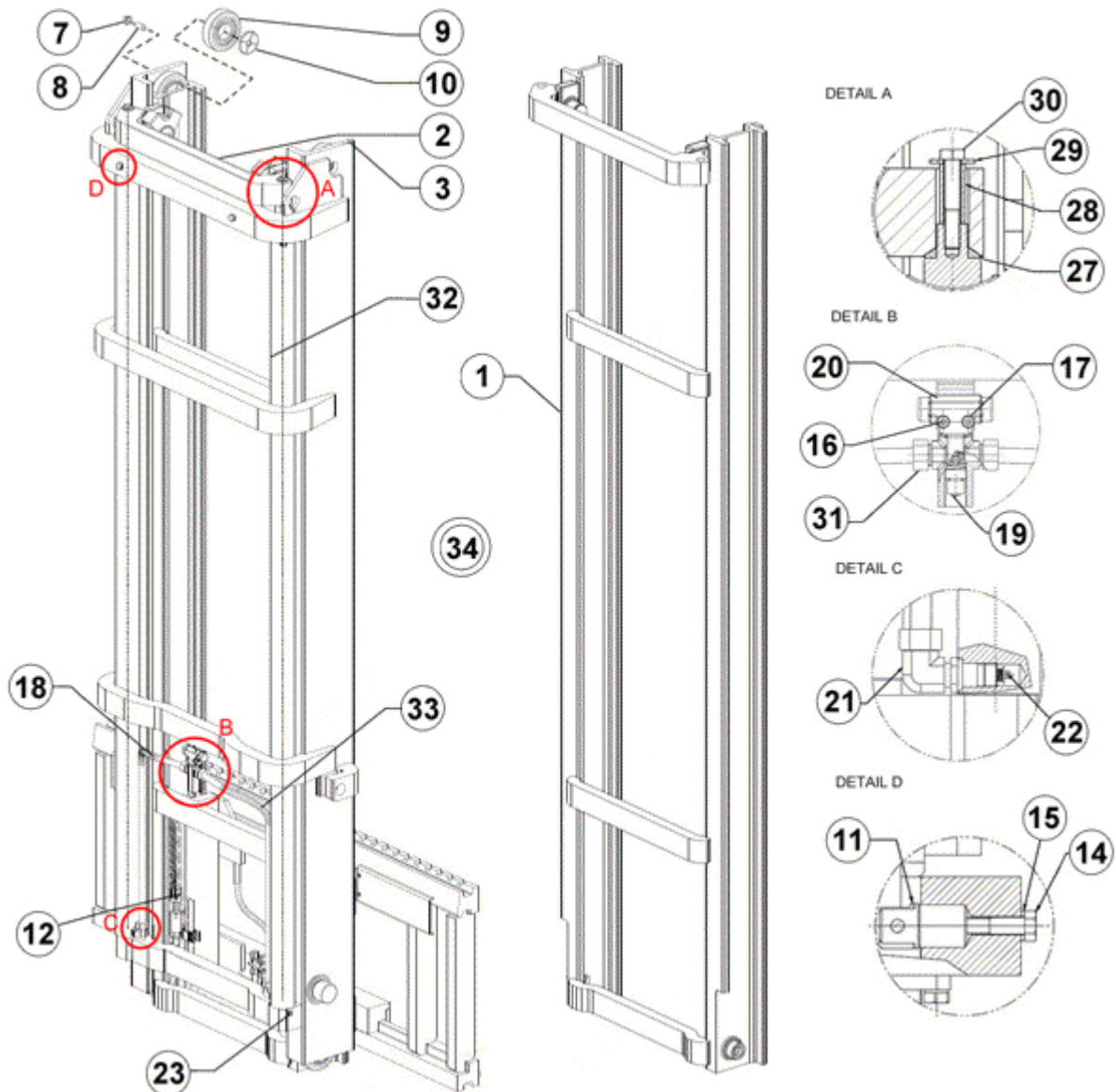


FIGURE	REFERENCE	DENOMINATION	AMOUNT
001	EL.60083.00	INNER MAST	1
002	EL.929956.00	MOBILE PHASE	1
003	EL.929955.00	FIXED STAGE	1
007	EL.60121.00	NUT	8
008	EL.60140.00	SCREW	8
009	EL.60005.00	BEARING	8
010	EL.60006.00	BUSHING	8
011	EL.60003.00	CHAIN ANCHOR PIN	2
012	EL.60135.00	CHAIN PIN	4
014	EL.60144.00	SCREW	2
015	EL.C2516.00	SPRING WASHER D12 UNI 1751	2
016	EL.60111.00	SCREW	2
017	EL.60102.00	WASHER	2

018	EL.930087.00	TUBE RIGID LOWER SX D.18	1
019	EL.60147.00	SB33 VALVE S=19	1
020	EL.60012.00	TWO WAY COLLECTOR	1
021	EL.60142.00	FIXING SUPPORT	2
022	EL.60114.00	LB3 VALVE S=2,3	1
023	EL.60141.00	SCREW	2
027	EL.50037.00	CONVEX WASHER D25 DIN6319C	2
028	EL.60027.00	SPACER	2
029	EL.60139.00	WASHER	2
030	EL.50036.00	SCREW M12X70	2
031	EL.60143.00	NUT	2
033	EL.930088.00	TUBE RIGID LOWER DX D.18	1
034	30.09150.00	FULL DUPLEX MAST 3,7 M FEM IV	1

# DUPLEX MAST 3.7M (FEM IV) CARRIAGE SUBJECTION

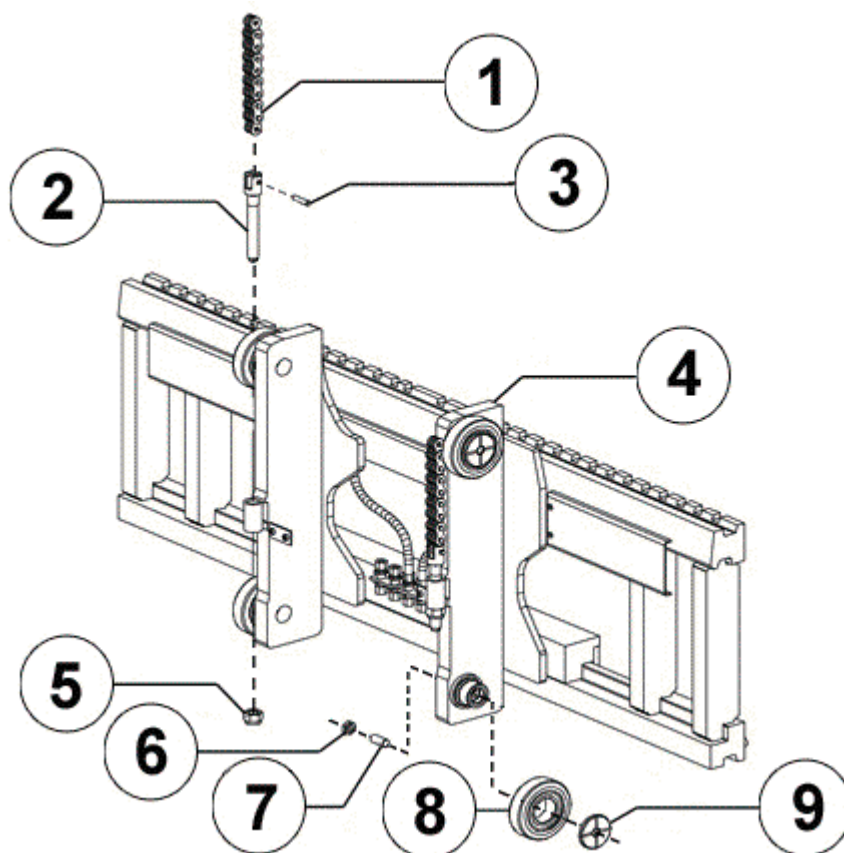


FIGURE	REFERENCE	DENOMINATION	AMOUNT
001	EL.60131.00	CARRIAGE CHAIN (2250 MM.)	2
002	EL.60001.00	CHAIN ANCHOR	2
003	EL.60135.00	CHAIN PIN	4
004	EL.60056.00	FORK CARRIAGE 1660MM	1
005	EL.50065.00	NUT	2
006	EL.60121.00	NUT	8
007	EL.60140.00	SCREW	8
008	EL.60005.00	BEARING	8
009	EL.60006.00	BUSHING	8



# DUPLEX MAST 3.7M (FEM IV) AUXILIARY REEVING

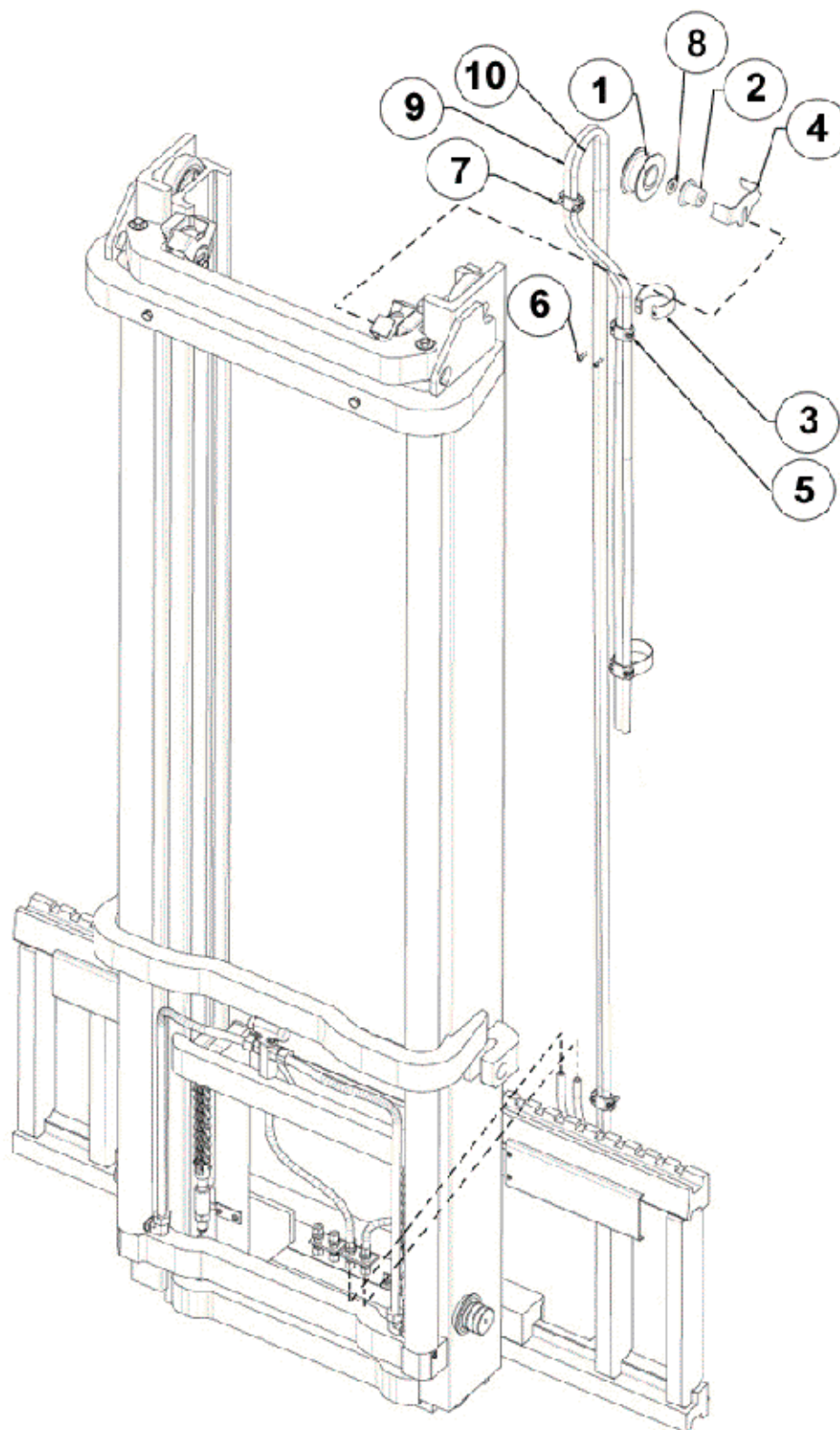


FIGURE	REFERENCE	DENOMINATION	AMOUNT
001	EL.60014.00	PULLEY	1
002	EL.60015.00	PULLEY PIN	1
003	EL.60042.00	HOSE PROTECTION	2

004	EL.40120.00	BRACKET ANTI-DERAILMENT	1
005	EL.60046.00	CLAMPS	4
006	EL.60109.00	SCREW	4
007	EL.60118.00	SCREW	4
008	EL.60139.00	WASHER	1
009	EL.60062.00	HOSE 3/8	1
010	EL.60062.00	HOSE 3/8	1

**DUPLEX MAST 3.7M (FEM IV)  
CARRIAGE**

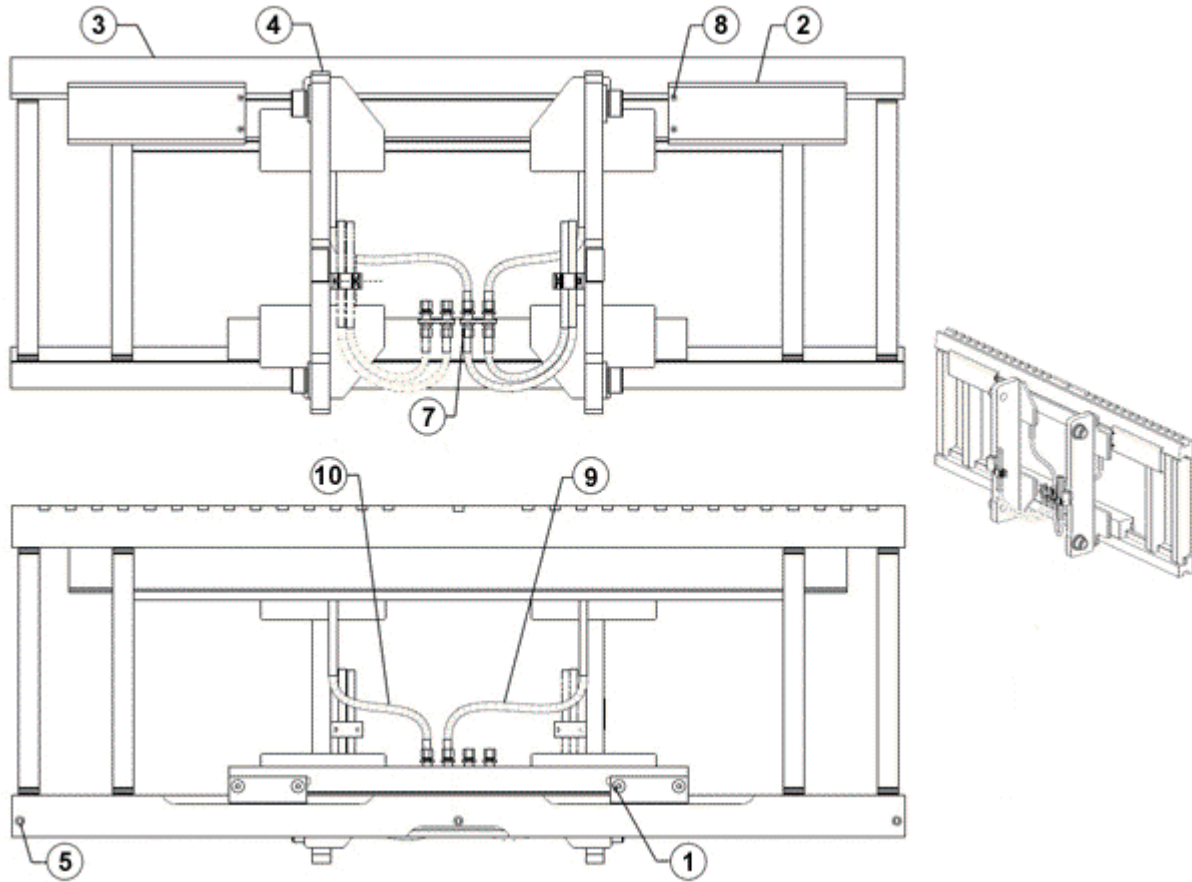


FIGURE	REFERENCE	DENOMINATION	AMOUNT
001	EL.60097.00	S. S. ASSEMBLY	1
002	EL.60051.00	SIDE SHIFTER	1
003	EL.60054.00	HOSE PROTECTION	2
004	EL.60055.00	MOBILE CARRIAGE	1
005	EL.60103.00	SCREW	3
006	EL.60115.00	FIXING SUPPORT	2
007	EL.60122.00	FIXING SUPPORT	2
008	EL.60123.00	NUT	4
009	EL.60086.00	HOSE 5/16"	1
010	EL.60085.00	HOSE 5/16	1

# DUPLEX MAST 3.7M (FEM IV)

## LATERAL DISPLACEMENT

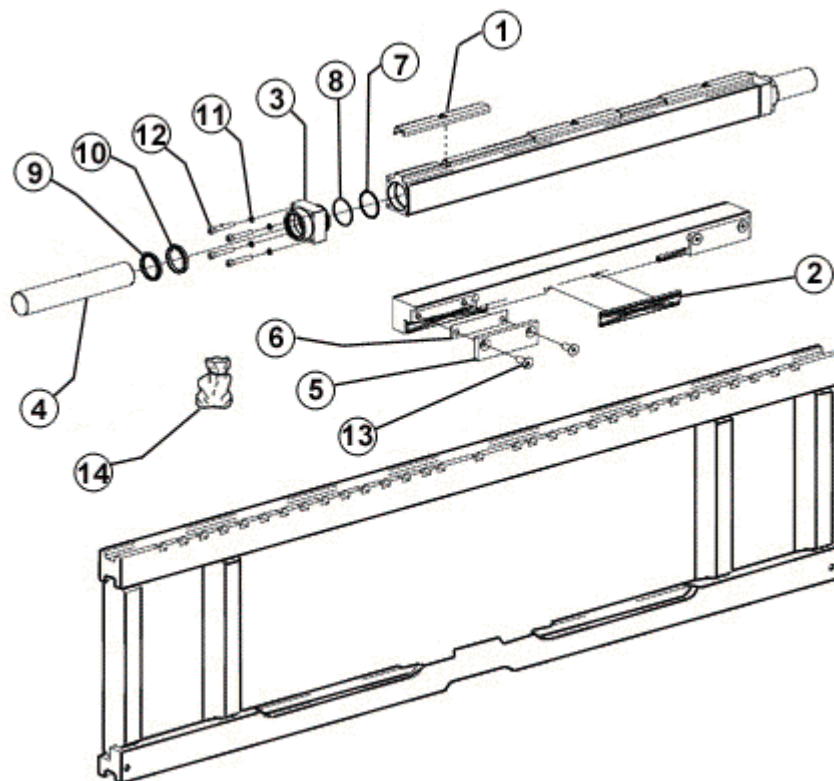


FIGURE	REFERENCE	DENOMINATION	AMOUNT
001	EL.60007.00	BUSH	3
002	EL.60008.00	BUSH	3
003	EL.60010.00	PLUG	2
004	EL.60011.00	ROD	2
005	EL.60044.00	PLATE	2
006	EL.60045.00	SHIM	2
007	EL.60098.00	O-RING	2
008	EL.60099.00	PBK RING	2
009	EL.60100.00	RING	2
010	EL.60101.00	GASKET	2
011	EL.50049.00	WASHER	8
012	EL.60120.00	SCREW	8
013	EL.60146.00	SCREW	4
014	EL.60145.00	SEAL KIT	2

# DUPLEX MAST 3.7M (FEM IV)

## LATERAL CYLINDER

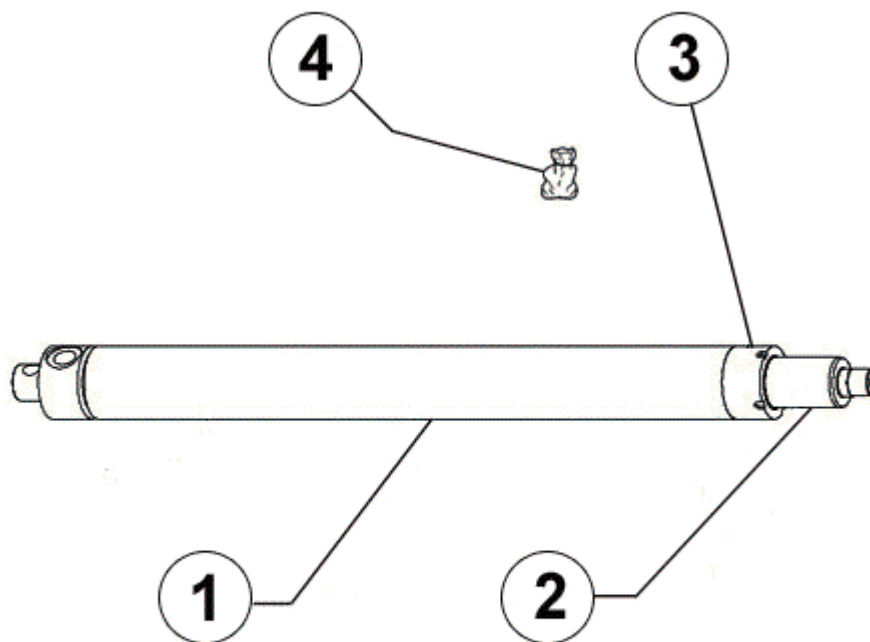


FIGURE	REFERENCE	DENOMINATION	AMOUNT
001	EL.60022.00	PLUG	2
002	EL.60026.00	ROD ASSY	2
003	EL.60021.00	SHELL PLUG	2
004	EL.50094.00	FREE LIFT CYLINDER SEALS KIT	2

# DUPLEX MAST 3.7M (FEM IV) CARRIAGE SUBJECTION

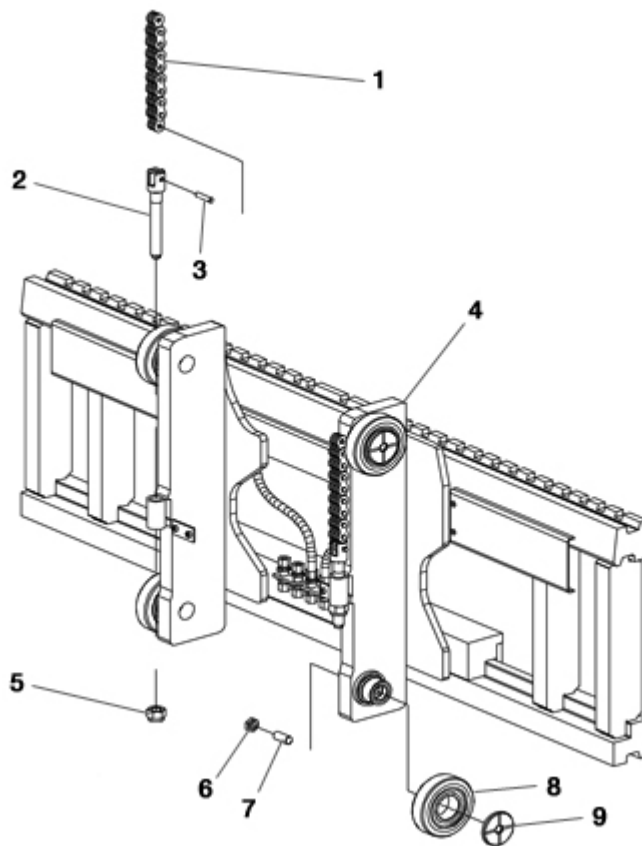


FIGURE	REFERENCE	DENOMINATION	AMOUNT
001	EL.60131.00	CARRIAGE CHAIN (2250 MM.)	2
002	EL.60001.00	CHAIN ANCHOR	2
003	EL.60135.00	CHAIN PIN	4
004	EL.60056.00	FORK CARRIAGE 1660MM	1
005	EL.50065.00	NUT	2
006	EL.60121.00	NUT	8
007	EL.60140.00	SCREW	8
008	EL.60005.00	BEARING	8
009	EL.60006.00	BUSHING	8

# DUPLEX MAST 3.7M (FEM IV) AUXILIARY REEVING

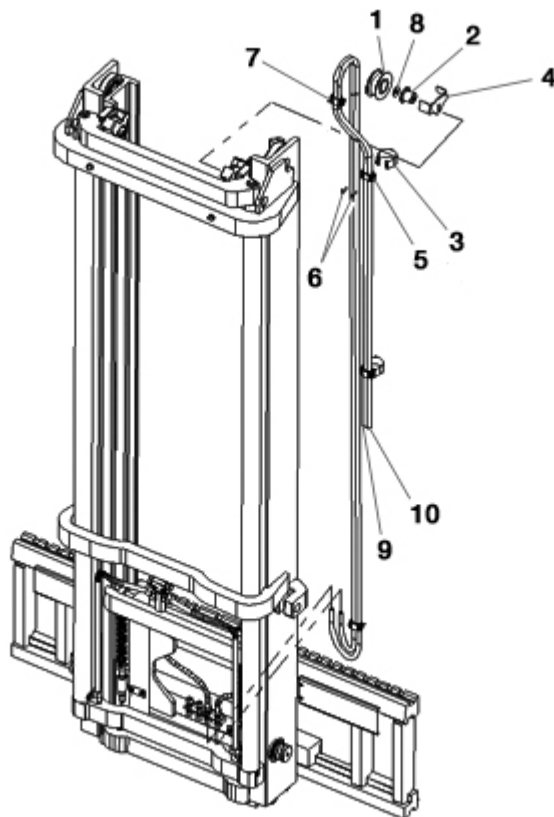


FIGURE	REFERENCE	DENOMINATION	AMOUNT
001	EL.60014.00	PULLEY	1
002	EL.60015.00	PULLEY PIN	1
003	EL.60042.00	HOSE PROTECTION	2
004	EL.40120.00	BRACKET ANTI-DERAILMENT	1
005	EL.60046.00	CLAMPS	4
006	EL.60109.00	SCREW	4
007	EL.60118.00	SCREW	4
008	EL.60139.00	WASHER	1
009	EL.60062.00	HOSE 3/8	1
010	EL.60062.00	HOSE 3/8	1

## DUPLEX MAST 3.7M (FEM IV) CARRIAGE

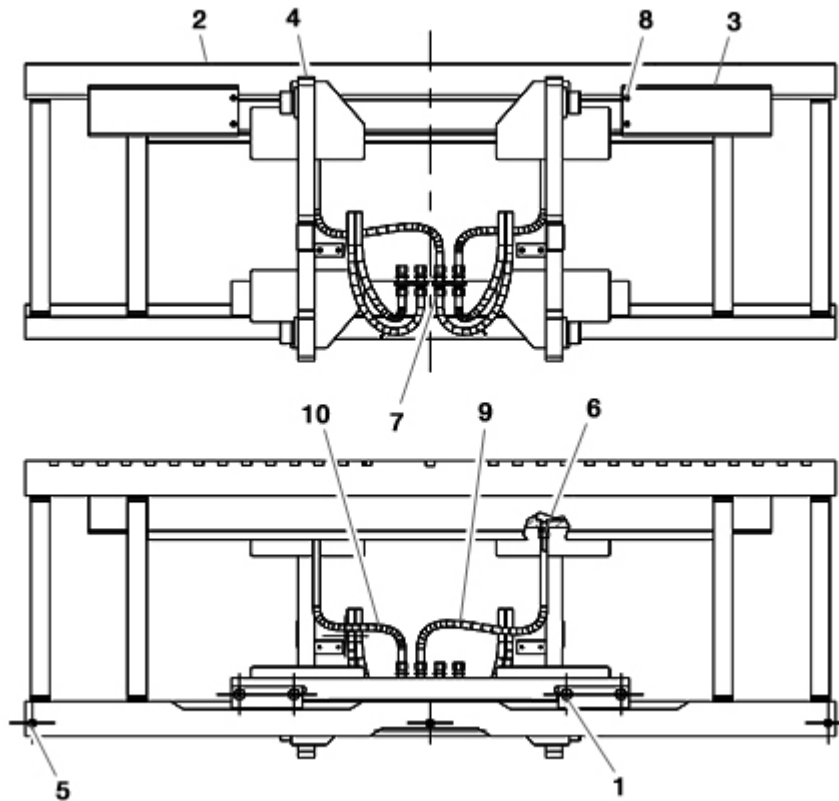


FIGURE	REFERENCE	DENOMINATION	AMOUNT
001	EL.60097.00	S. S. ASSEMBLY	1
002	EL.60051.00	SIDE SHIFTER	1
003	EL.60054.00	HOSE PROTECTION	2
004	EL.60055.00	MOBILE CARRIAGE	1
005	EL.60103.00	SCREW	3
006	EL.60115.00	FIXING SUPPORT	2
007	EL.60122.00	FIXING SUPPORT	2
008	EL.60123.00	NUT	4
009	EL.60086.00	HOSE 5/16"	1
010	EL.60085.00	HOSE 5/16	1



# DUPLEX MAST 3.7M (FEM IV)

## LATERAL DISPLACEMENT

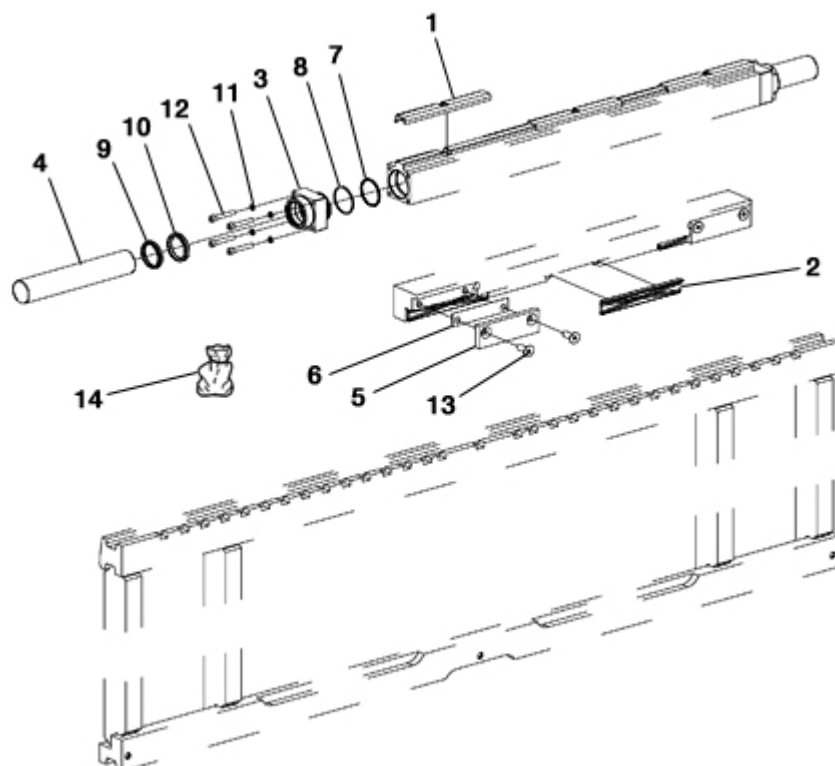


FIGURE	REFERENCE	DENOMINATION	AMOUNT
001	EL.60007.00	BUSH	3
002	EL.60008.00	BUSH	3
003	EL.60010.00	PLUG	2
004	EL.60011.00	ROD	2
005	EL.60044.00	PLATE	2
006	EL.60045.00	SHIM	2
007	EL.60098.00	O-RING	2
008	EL.60099.00	PBK RING	2
009	EL.60100.00	RING	2
010	EL.60101.00	GASKET	2
011	EL.50049.00	WASHER	8
012	EL.60120.00	SCREW	8
013	EL.60146.00	SCREW	4
014	EL.60145.00	SEAL KIT	2

# DUPLEX MAST 3.7M (FEM IV)

## LATERAL CYLINDER

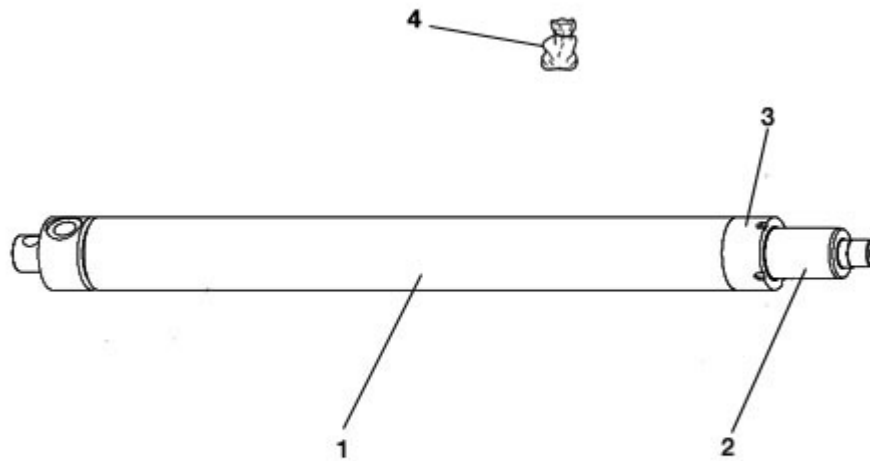


FIGURE	REFERENCE	DENOMINATION	AMOUNT
001	EL.60022.00	PLUG	2
002	EL.60026.00	ROD ASSY	2
003	EL.60021.00	SHELL PLUG	2
004	EL.50094.00	FREE LIFT CYLINDER SEALS KIT	2

# DUPLEX MAST 4.5M (FEM IV)

## MAST GUIDES

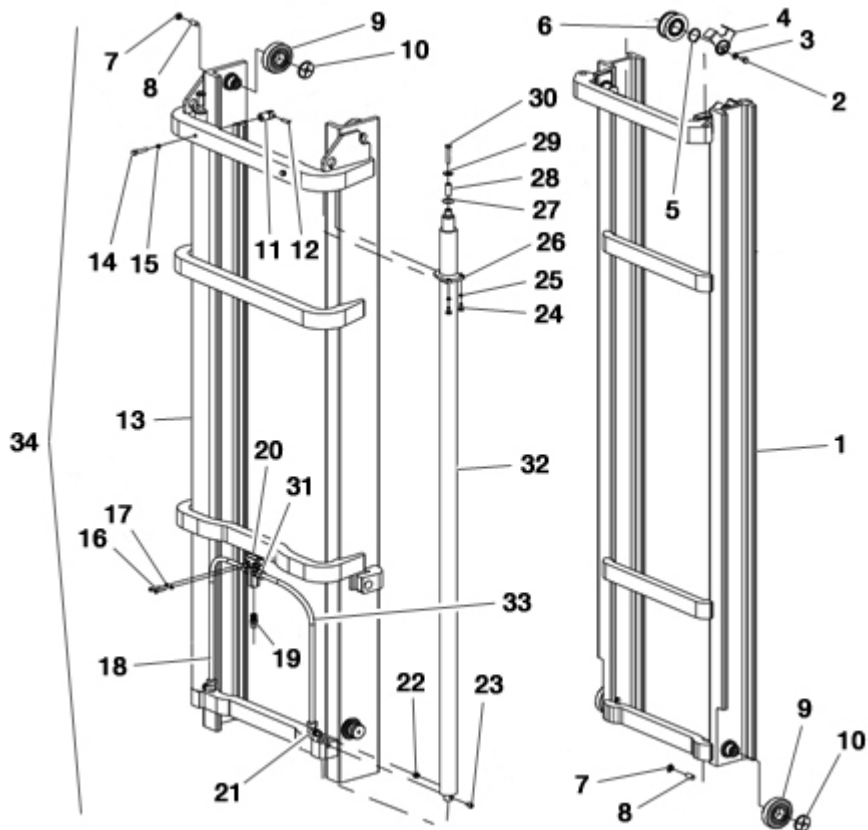


FIGURE	REFERENCE	DENOMINATION	AMOUNT
001	EL.60084.00	INNER MAST	1
002	EL.50035.00	SCREW TE M12X20 UNI 5739 8.8	2
003	EL.50033.00	FLAT WASHER D12 UNI6592	2
004	EL.60031.00	HOSE PROTECTION	2
005	EL.60108.00	SEEGER WASHER	2
006	EL.30091.00	PULLEY	2
007	EL.60121.00	NUT	8
008	EL.60140.00	SCREW	8
009	EL.60005.00	BEARING	8
010	EL.60006.00	BUSHING	8
011	EL.60003.00	CHAIN ANCHOR PIN	2
012	EL.60135.00	CHAIN PIN	4
013	EL.60082.00	OUTER MAST	1
014	EL.60144.00	SCREW	2
015	EL.60104.00	WASHER	2
016	EL.60111.00	SCREW	2
017	EL.60102.00	WASHER	2
019	EL.60147.00	SB33 VALVE S=19	1

## DUPLEX MAST 4.5M (FEM IV) MAST GUIDES

FIGURE	REFERENCE	DENOMINATION	AMOUNT
020	EL.60012.00	TWO WAY COLLECTOR	1
021	EL.60142.00	FIXING SUPPORT	2
022	EL.60114.00	LB3 VALVE S=2,3	1
023	EL.60141.00	SCREW	2
024	EL.60110.00	SCREW	4
025	EL.60107.00	WASHER	4
026	EL.60032.00	CYLINDER LOCK	3
027	EL.50037.00	CONVEX WASHER D25 DIN6319C	2
028	EL.60027.00	SPACER	2
029	EL.60139.00	WASHER	2
030	EL.50036.00	SCREW M12X70	2
031	EL.60143.00	NUT	2
032	EL.60091.00	MAST CYLINDER	2
034	30.09250.00	FULL DUPLEX MAST 4,5 M FEM IV	1

# DUPLEX MAST 4.5M (FEM IV) COMPLETE




FIGURE	REFERENCE	DENOMINATION	AMOUNT
001	30.09250.00	FULL DUPLEX MAST 4,5 M FEM IV	1

**DUPLEX MAST 4.5M (FEM IV)**  
**PART I**

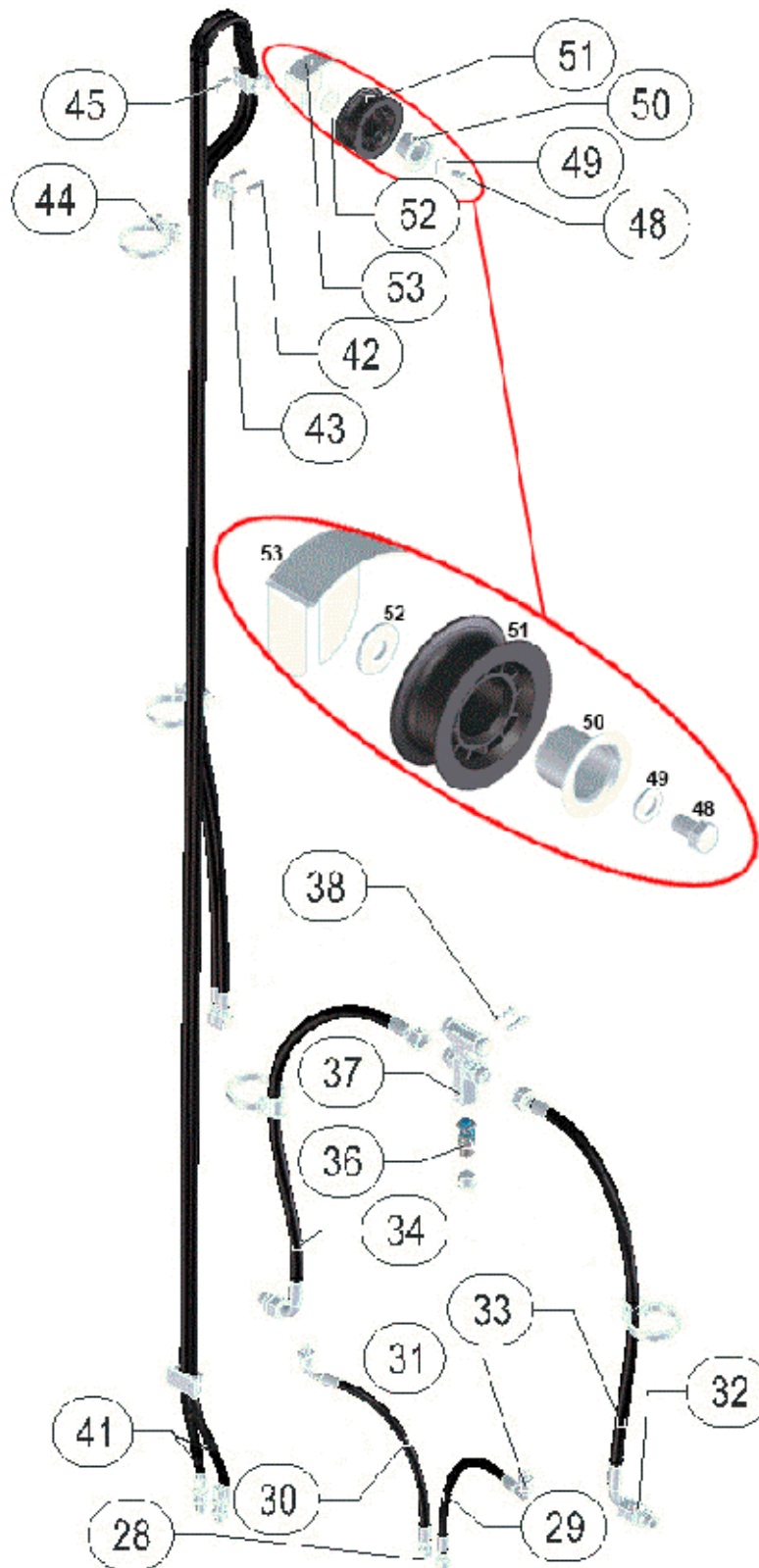


FIGURE	REFERENCE	DENOMINATION	AMOUNT
028	EL.60122.00	FIXING SUPPORT	2
029	EL.60086.00	HOSE 5/16"	1
030	EL.60085.00	HOSE 5/16	1

031	EL.60115.00	FIXING SUPPORT	2
032	EL.60142.00	FIXING SUPPORT	2
033	EL.60149.00	PIPE	1
034	EL.60148.00	PIPE	1
036	EL.60147.00	SB33 VALVE S=19	1
037	EL.60012.00	TWO WAY COLLECTOR	1
038	EL.60111.00	SCREW	2
041	EL.60063.00	HOSE 3/8	2
042	EL.60109.00	SCREW	4
043	EL.60046.00	CLAMPS	4
044	EL.40120.00	BRACKET ANTI-DERAILMENT	1
045	EL.60118.00	SCREW	4
048	EL.50035.00	SCREW TE M12X20 UNI 5739 8.8	2
049	EL.60139.00	WASHER	2
050	EL.60015.00	PULLEY PIN	2
051	EL.60014.00	PULLEY	2
052	EL.60108.00	SEEGER WASHER	2
053	EL.60042.00	HOSE PROTECTION	2

# DUPLEX MAST 4.5M (FEM IV) PART II




FIGURE	REFERENCE	DENOMINATION	AMOUNT
046	EL.60084.00	INNER MAST	1
047	EL.60082.00	OUTER MAST	1
057	EL.60104.00	WASHER	2



058	EL.60144.00	SCREW	2
059	EL.60003.00	CHAIN ANCHOR PIN	2
060	EL.60135.00	CHAIN PIN	4
061	EL.50036.00	SCREW M12X70	2
062	EL.60139.00	WASHER	2
063	EL.60027.00	SPACER	2
064	EL.50037.00	CONVEX WASHER D25 DIN6319C	2
065	EL.60032.00	CYLINDER LOCK	2
066	EL.60107.00	WASHER	4
067	EL.60110.00	SCREW	4
068	EL.60091.00	MAST CYLINDER	2
069	EL.60141.00	SCREW	2
070	EL.60114.00	LB3 VALVE S=2,3	2

# DUPLEX MAST 4.5M (FEM IV)

## PART III

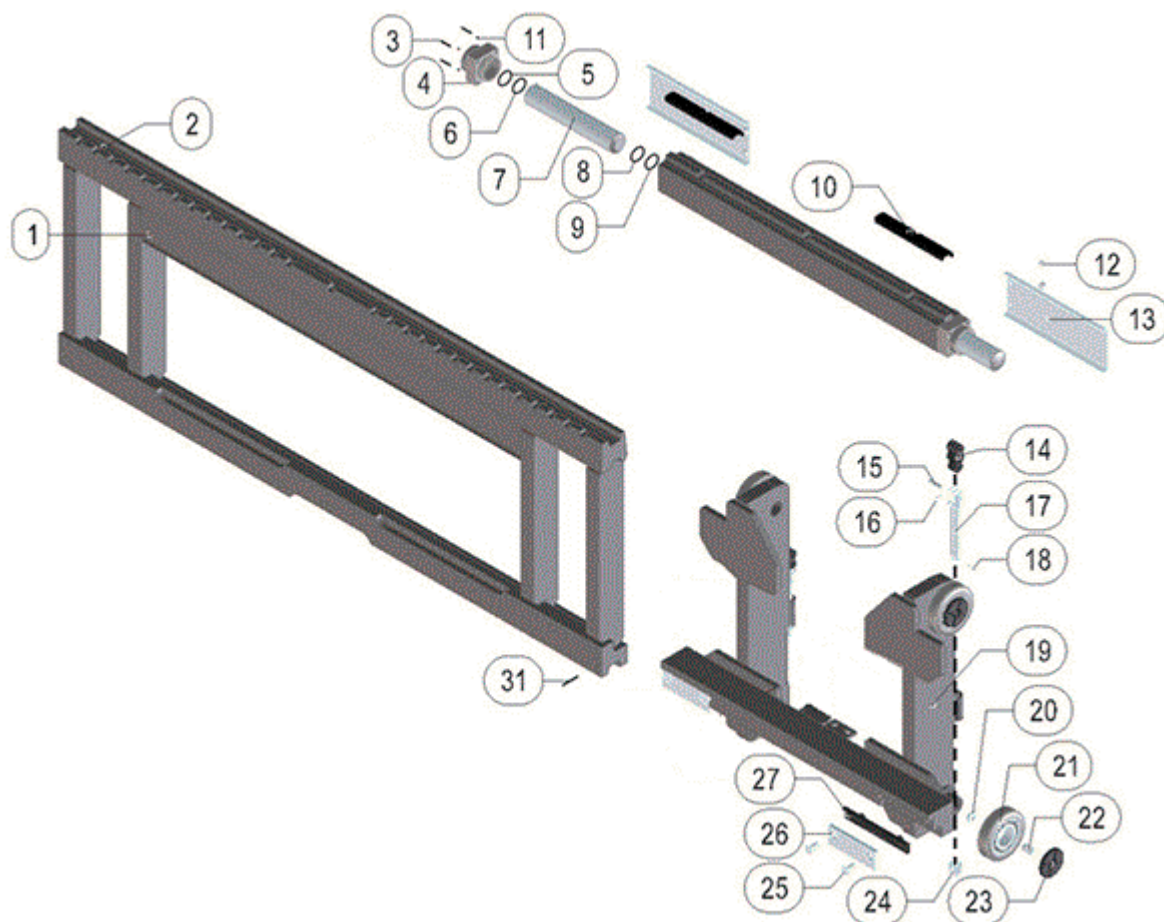


FIGURE	REFERENCE	DENOMINATION	AMOUNT
001	EL.60056.00	FORK CARRIAGE 1660MM	1
002	EL.60051.00	SIDE SHIFTER	1
003	EL.60120.00	SCREW	8
004	EL.60010.00	PLUG	2
005	EL.60100.00	RING	2
006	EL.60101.00	GASKET	2
007	EL.60011.00	ROD	2
008	EL.60099.00	PBK RING	2
009	EL.60100.00	RING	2
010	EL.60007.00	BUSH	3
011	EL.50049.00	WASHER	8
012	EL.60123.00	NUT	4
013	EL.60054.00	HOSE PROTECTION	2
014	EL.60133.00	CARRIAGE CHAIN (2680 MM.)	2
015	EL.60135.00	CHAIN PIN	4
017	EL.60001.00	CHAIN ANCHOR	2
019	EL.60055.00	MOBILE CARRIAGE	1

020	EL.60121.00	NUT	8
021	EL.60005.00	BEARING	8
022	EL.60140.00	SCREW	8
023	EL.60006.00	BUSHING	8
024	EL.50065.00	NUT	0
025	EL.60146.00	SCREW	4
026	EL.60044.00	PLATE	2
027	EL.60008.00	BUSH	2
031	EL.60103.00	SCREW	2

## DUPLEX MAST 4.5M (FEM IV) CARRIAGE SUBJECTION

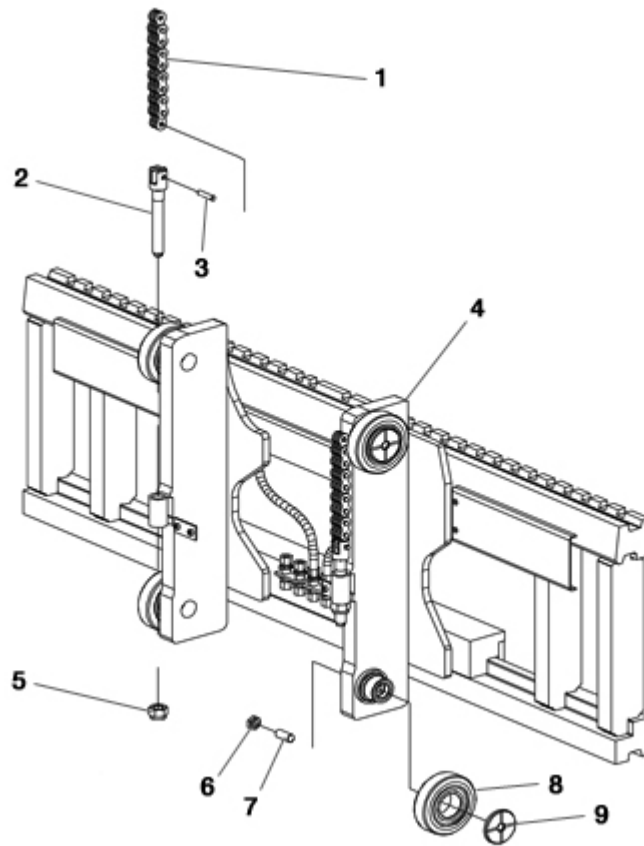


FIGURE	REFERENCE	DENOMINATION	AMOUNT
001	EL.60133.00	CARRIAGE CHAIN (2680 MM.)	2
002	EL.60001.00	CHAIN ANCHOR	2
003	EL.60135.00	CHAIN PIN	4
004	EL.60056.00	FORK CARRIAGE 1660MM	1
005	EL.50065.00	NUT	2
006	EL.60121.00	NUT	8
007	EL.60140.00	SCREW	8
008	EL.60005.00	BEARING	8
009	EL.60006.00	BUSHING	8

# DUPLEX MAST 4.5M (FEM IV) AUXILIARY REEVING

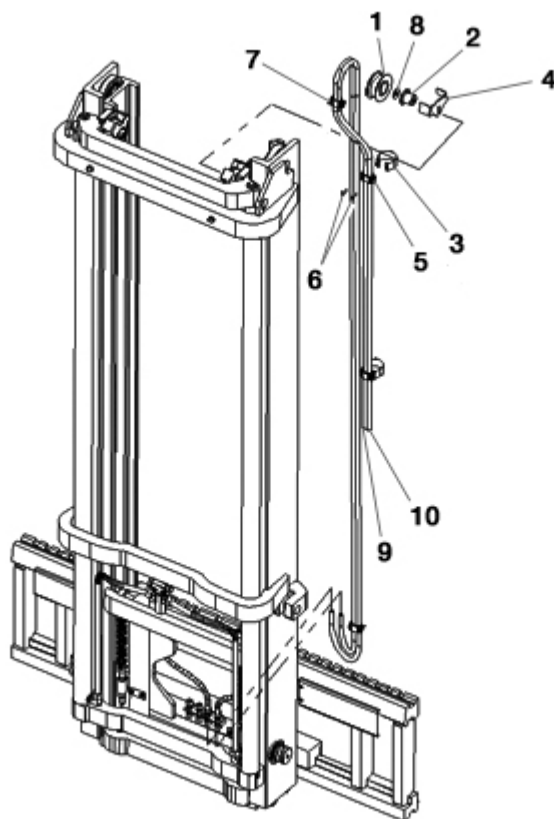


FIGURE	REFERENCE	DENOMINATION	AMOUNT
001	EL.60014.00	PULLEY	1
002	EL.60015.00	PULLEY PIN	1
003	EL.40120.00	BRACKET ANTI-DERAILMENT	2
004	EL.60042.00	HOSE PROTECTION	1
005	EL.60046.00	CLAMPS	4
006	EL.60109.00	SCREW	4
007	EL.60118.00	SCREW	4
008	EL.60139.00	WASHER	1
009	EL.60063.00	HOSE 3/8	1
010	EL.60063.00	HOSE 3/8	1

## DUPLEX MAST 4.5M (FEM IV) CARRIAGE

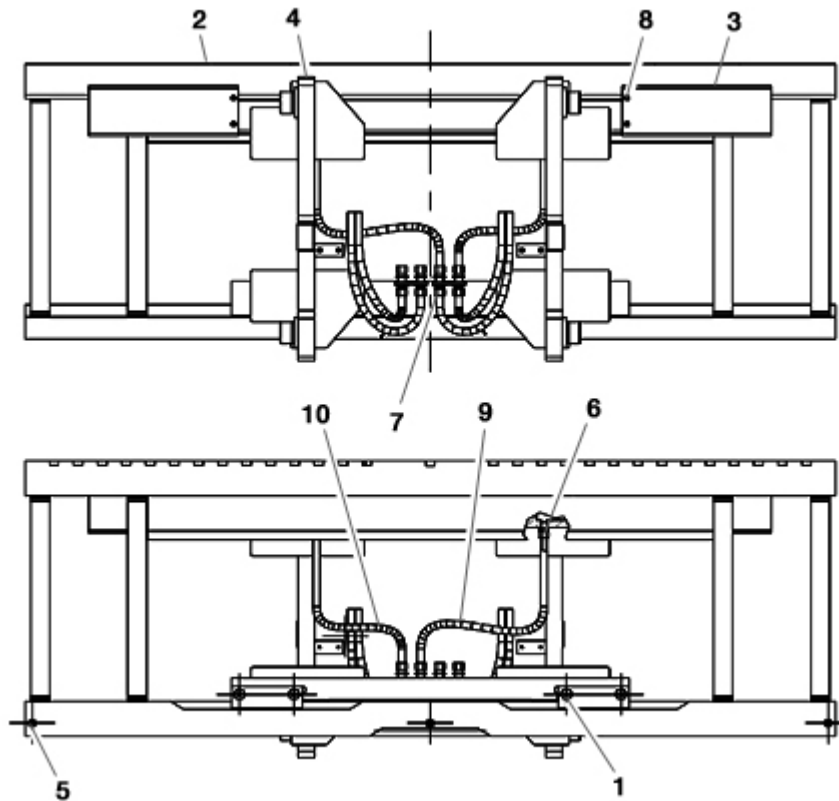


FIGURE	REFERENCE	DENOMINATION	AMOUNT
001	EL.60097.00	S. S. ASSEMBLY	1
002	EL.60051.00	SIDE SHIFTER	1
003	EL.60054.00	HOSE PROTECTION	2
004	EL.60055.00	MOBILE CARRIAGE	1
005	EL.60103.00	SCREW	3
006	EL.60115.00	FIXING SUPPORT	2
007	EL.60122.00	FIXING SUPPORT	2
008	EL.60123.00	NUT	4
009	EL.60086.00	HOSE 5/16"	1
010	EL.60085.00	HOSE 5/16	1

# DUPLEX MAST 4.5M (FEM IV)

## LATERAL DISPLACEMENT

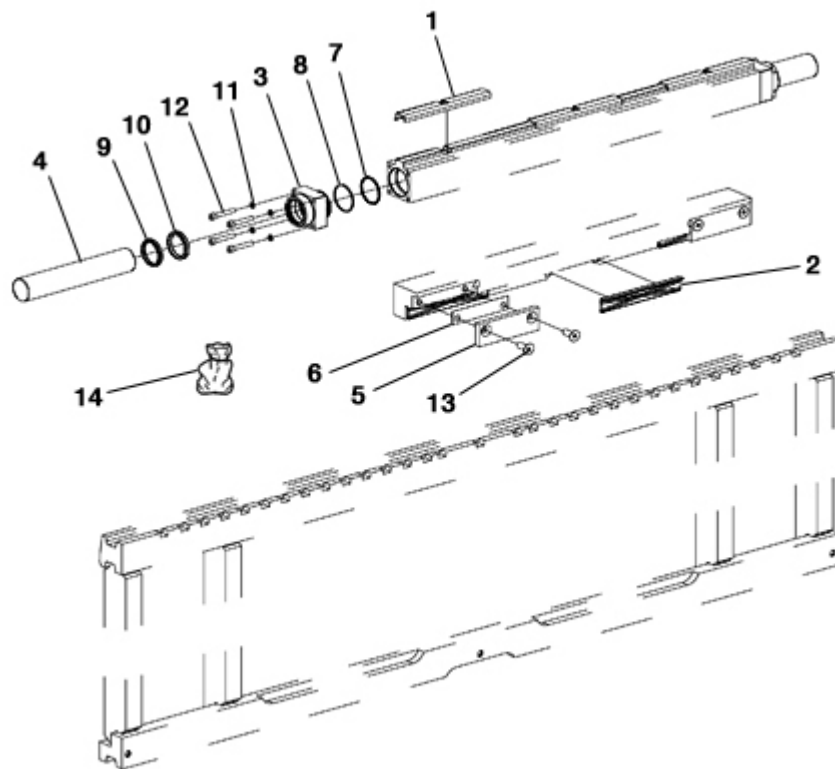


FIGURE	REFERENCE	DENOMINATION	AMOUNT
001	EL.60007.00	BUSH	3
002	EL.60008.00	BUSH	3
003	EL.60010.00	PLUG	2
004	EL.60011.00	ROD	2
005	EL.60044.00	PLATE	2
006	EL.60045.00	SHIM	2
007	EL.60098.00	O-RING	2
008	EL.60099.00	PBK RING	2
009	EL.60100.00	RING	2
010	EL.60101.00	GASKET	2
011	EL.50049.00	WASHER	8
012	EL.60120.00	SCREW	8
013	EL.60146.00	SCREW	4
014	EL.60145.00	SEAL KIT	1

# DUPLEX MAST 4.5M (FEM IV)

## LATERAL CYLINDER

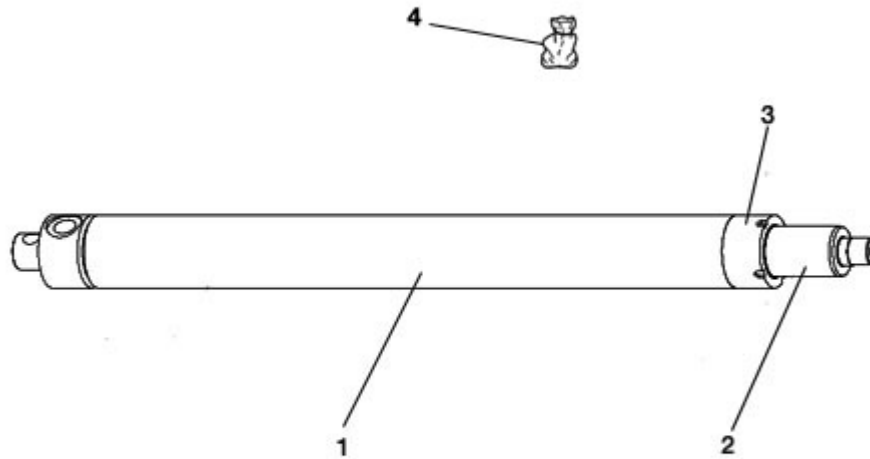


FIGURE	REFERENCE	DENOMINATION	AMOUNT
001	EL.60022.00	PLUG	2
002	EL.60026.00	ROD ASSY	2
003	EL.60021.00	SHELL PLUG	2
004	EL.50094.00	FREE LIFT CYLINDER SEALS KIT	2



# TRIPLEX MAST 4.25M (FEM IV) MAST GUIDES

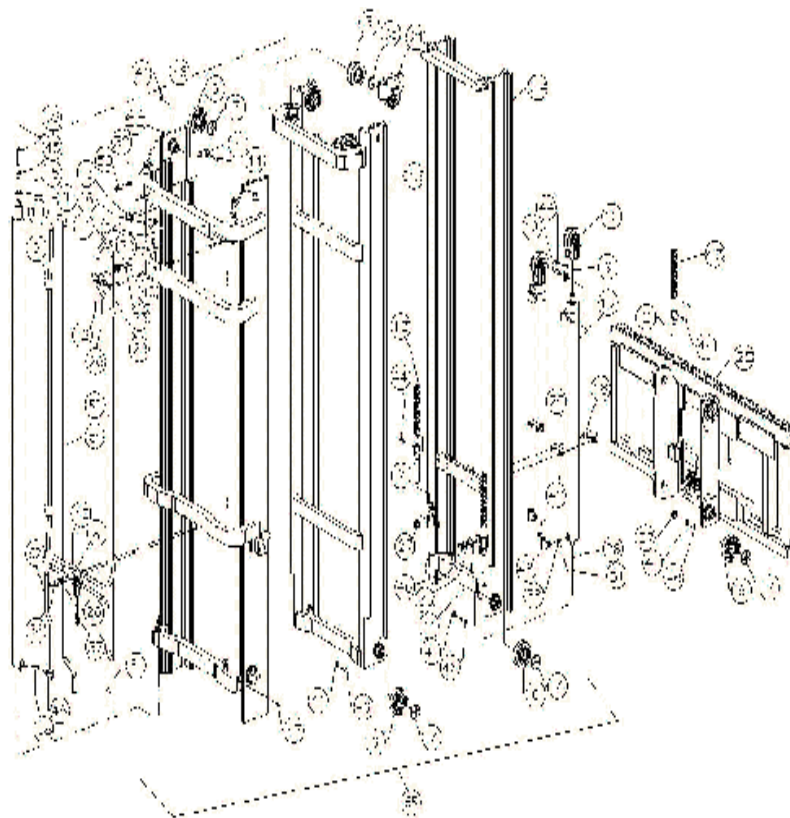


FIGURE	REFERENCE	DENOMINATION	AMOUNT
001	EL.50037.00	CONVEX WASHER D25 DIN6319C	2
002	EL.60001.00	CHAIN ANCHOR	4
003	EL.30091.00	PULLEY	2
004	EL.60003.00	CHAIN ANCHOR PIN	2
005	EL.60004.00	HOSE PROTECTION	4
006	EL.60005.00	BEARING	12
007	EL.60006.00	BUSHING	12
008	EL.60013.00	4 WAY COLLECTOR	1
009	EL.60029.00	CHAIN ANCHOR	2
010	EL.50061.00	INTEGRAL SUPPORT	2
011	EL.60017.00	CLAMP	4
012	EL.60018.00	CLAMP	1
013	EL.60019.00	CLAMP	1
014	EL.60088.00	MAST CYLINDER	2
015	EL.60027.00	SPACER	2
016	EL.60032.00	CYLINDER LOCK	2
017	EL.60064.00	FREE LIFT CYLINDER	2
018	EL.60036.00	FREE LIFT CYLINDER LOCK	2

**TRIPLEX MAST 4.25M (FEM IV)  
MAST GUIDES**

<b>FIGURE</b>	<b>REFERENCE</b>	<b>DENOMINATION</b>	<b>AMOUNT</b>
019	EL.60037.00	CHAIN ANCHOR PIN	2
020	EL.60040.00	SPACER	4
021	EL.60041.00	SUPPORT ASSEMBLY	2
022	EL.60072.00	OUTER MAST	1
023	EL.60075.00	INTERMEDIATE MAST	1
024	EL.60078.00	INNER MAST	1
025	EL.60053.00	CARRIAGE	1
026	EL.60102.00	WASHER	6
027	EL.50065.00	NUT	4
028	EL.50030.00	WASHER	2
029	EL.50031.00	SCREW	4
030	EL.60105.00	SCREW	4
031	EL.50032.00	SCREW	2
032	EL.50033.00	FLAT WASHER D12 UNI6592	2
033	EL.60106.00	WASHER	8
034	EL.60107.00	WASHER	4
035	EL.60108.00	SEEGER WASHER	2
036	EL.60111.00	SCREW	2
037	EL.60113.00	SB35 VALVE S=21,5	1
038	EL.60114.00	LB3 VALVE S=2,3	4
039	EL.50036.00	SCREW M12X70	2
040	EL.60117.00	SCREW	8
041	EL.60121.00	NUT	12
042	EL.60124.00	NUT	4
043	EL.60129.00	MAST CHAIN (1700 MM.)	2
043	EL.60125.00	CARRIAGE CHAIN (1090 MM.)	2
044	EL.60135.00	CHAIN PIN	8
045	EL.60139.00	WASHER	2
046	EL.60140.00	SCREW	12
047	EL.60141.00	SCREW	2
048	EL.60142.00	FIXING SUPPORT	4
049	EL.60143.00	NUT	4
050	EL.60144.00	SCREW	2
051	EL.60047.00	HOSE	1
052	EL.60048.00	HOSE	1
053	EL.60069.00	HOSE 1/2	1

**TRIPLEX MAST 4.25M (FEM IV)  
MAST GUIDES**

<b>FIGURE</b>	<b>REFERENCE</b>	<b>DENOMINATION</b>	<b>AMOUNT</b>
054	30.09350.00	FULL MAST TRIPLEX 4,25 M FEM IV	1
055	EL.60069.00	HOSE 1/2	1

# TRIPLEX MAST 4.25M (FEM IV) COMPLETE

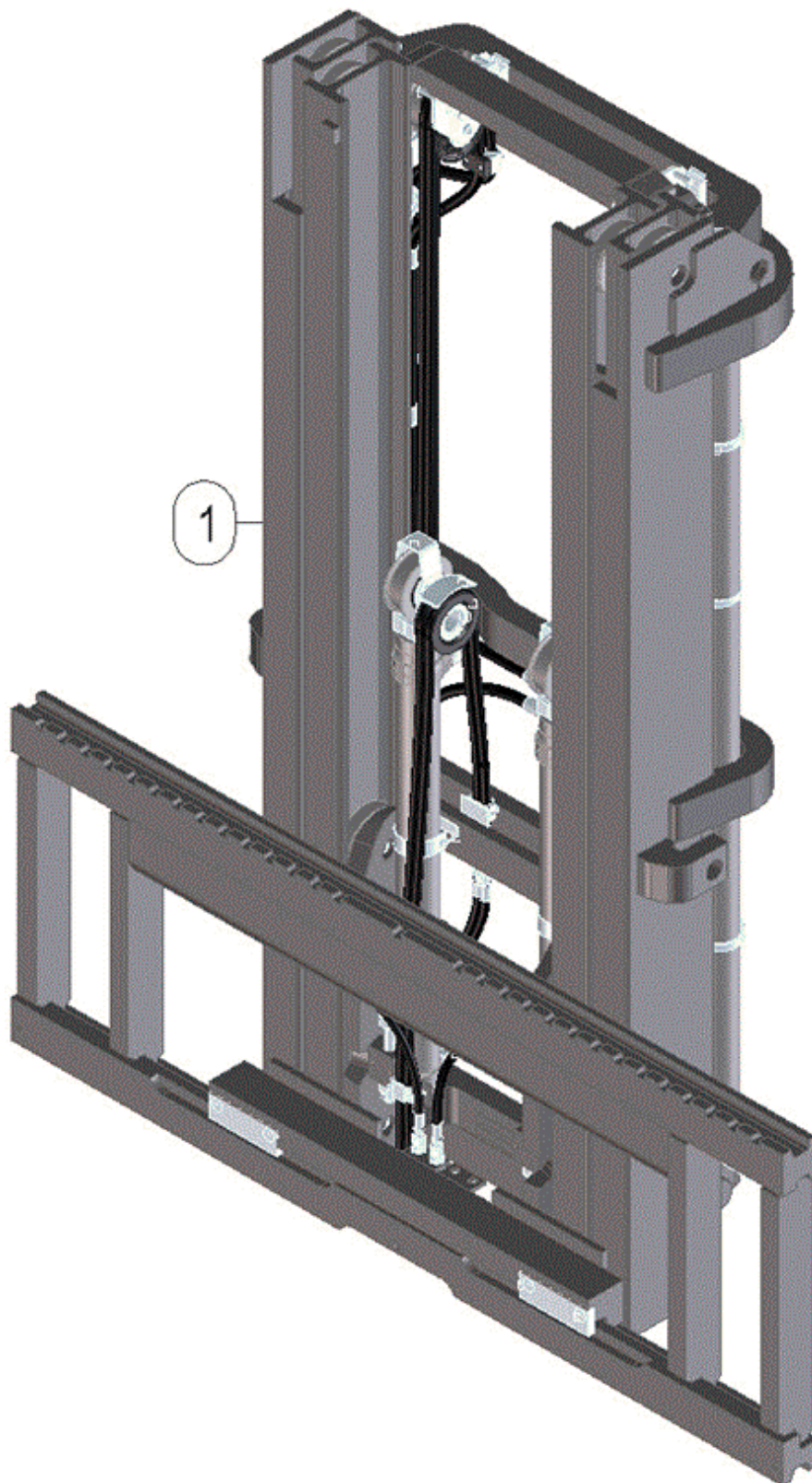


FIGURE	REFERENCE	DENOMINATION	AMOUNT
001	30.09350.00	FULL MAST TRIPLEX 4,25 M FEM IV	1

# TRIPLEX MAST 4.25M (FEM IV) PART I

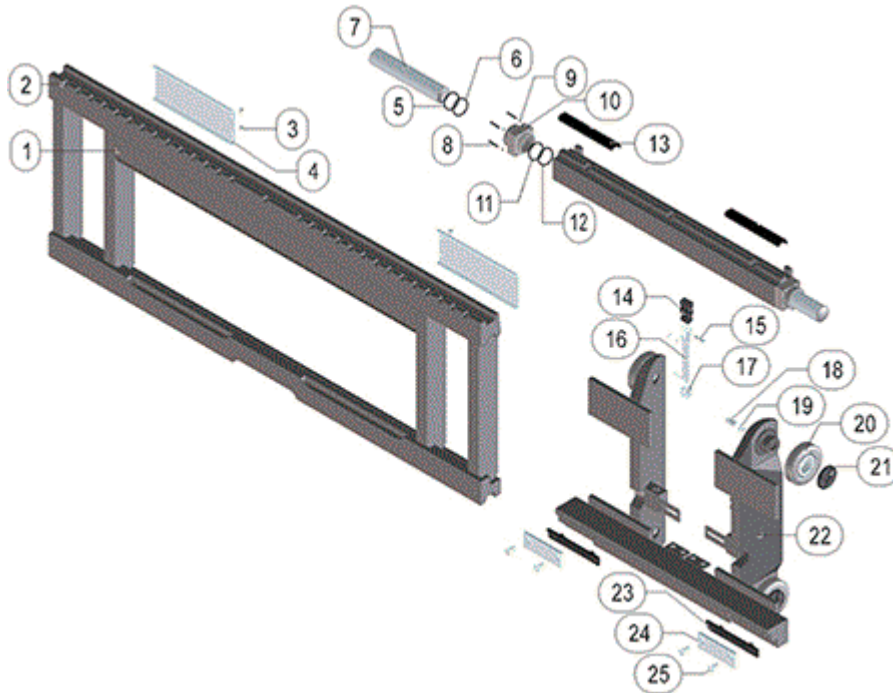


FIGURE	REFERENCE	DENOMINATION	AMOUNT
001	EL.60053.00	CARRIAGE	1
002	EL.60051.00	SIDE SHIFTER	1
003	EL.60123.00	NUT	8
004	EL.60054.00	HOSE PROTECTION	2
005	EL.60100.00	RING	2
006	EL.60101.00	GASKET	2
007	EL.60011.00	ROD	2
008	EL.60120.00	SCREW	8
009	EL.50049.00	WASHER	8
010	EL.60010.00	PLUG	2
011	EL.60099.00	PBK RING	2
012	EL.60098.00	O-RING	2
013	EL.60007.00	BUSH	3
014	EL.60125.00	CARRIAGE CHAIN (1090 MM.)	2
015	EL.60135.00	CHAIN PIN	8
016	EL.60001.00	CHAIN ANCHOR	4
017	EL.50065.00	NUT	4
018	EL.60140.00	SCREW	12
019	EL.60121.00	NUT	12
020	EL.60005.00	BEARING	12
021	EL.60006.00	BUSHING	12
022	EL.60052.00	MOBILE CARRIAGE	1
023	EL.60008.00	BUSH	3

024	EL.60044.00	PLATE	2
025	EL.60146.00	SCREW	4

**TRIPLEX MAST 4.25M (FEM IV)**  
**PART II**

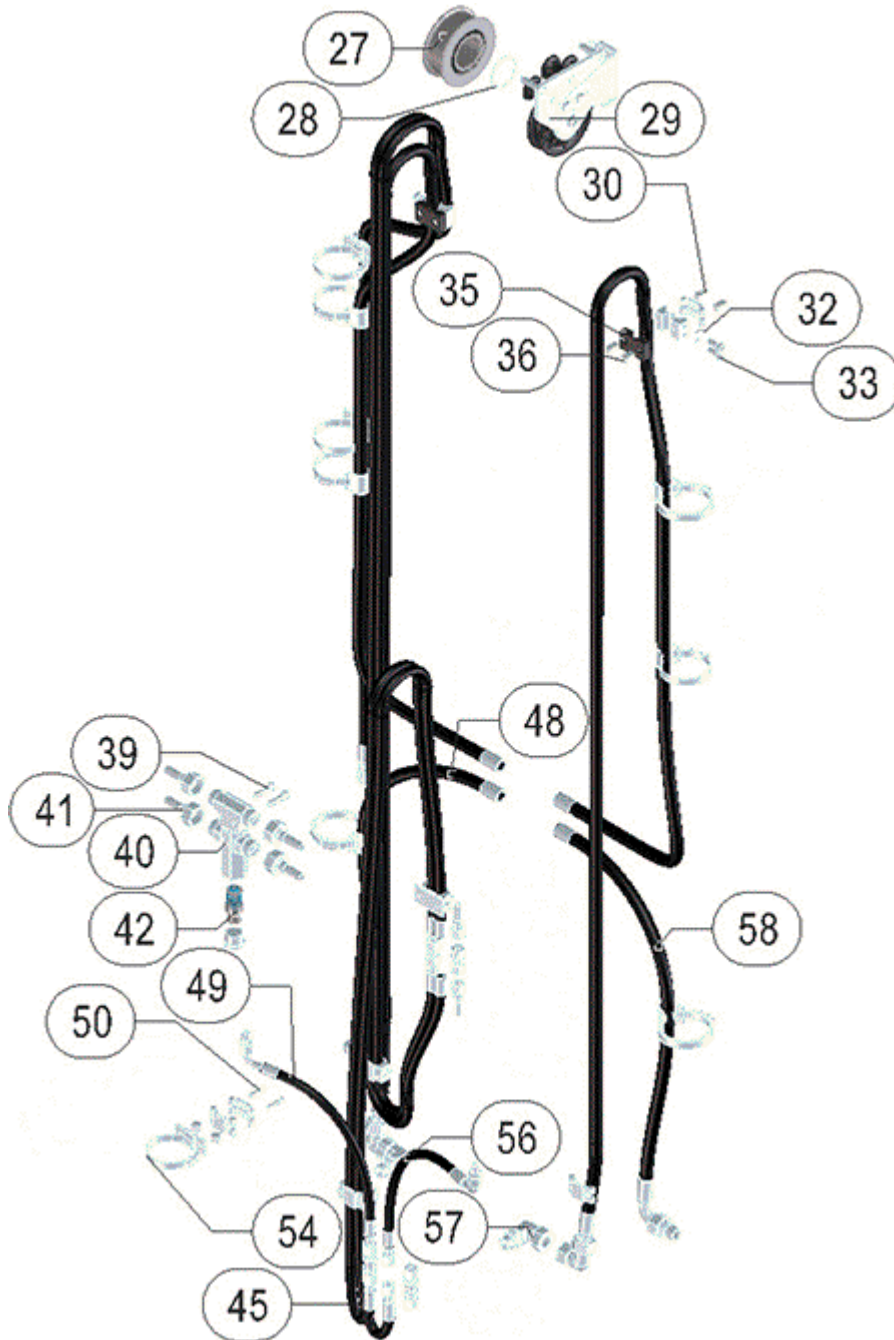


FIGURE	REFERENCE	DENOMINATION	AMOUNT
027	EL.30091.00	PULLEY	2
028	EL.60108.00	SEEGER WASHER	2
029	EL.60041.00	SUPPORT ASSEMBLY	2
030	EL.60117.00	SCREW	8
032	EL.60102.00	WASHER	6
033	EL.50031.00	SCREW	4
035	EL.60046.00	CLAMPS	4
036	EL.60117.00	SCREW	8
039	EL.60111.00	SCREW	2

040	EL.60013.00	4 WAY COLLECTOR	1
041	EL.60143.00	NUT	4
042	EL.60113.00	SB35 VALVE S=21,5	1
045	EL.60069.00	HOSE 1/2	2
048	EL.60047.00	HOSE	1
049	EL.60085.00	HOSE 5/16	1
050	EL.60137.00	SCREW	10
054	EL.60042.00	HOSE PROTECTION	2
056	EL.60086.00	HOSE 5/16"	1
057	EL.60142.00	FIXING SUPPORT	4
058	EL.60048.00	HOSE	1



**TRIPLEX MAST 4.25M (FEM IV)**  
**PART III**

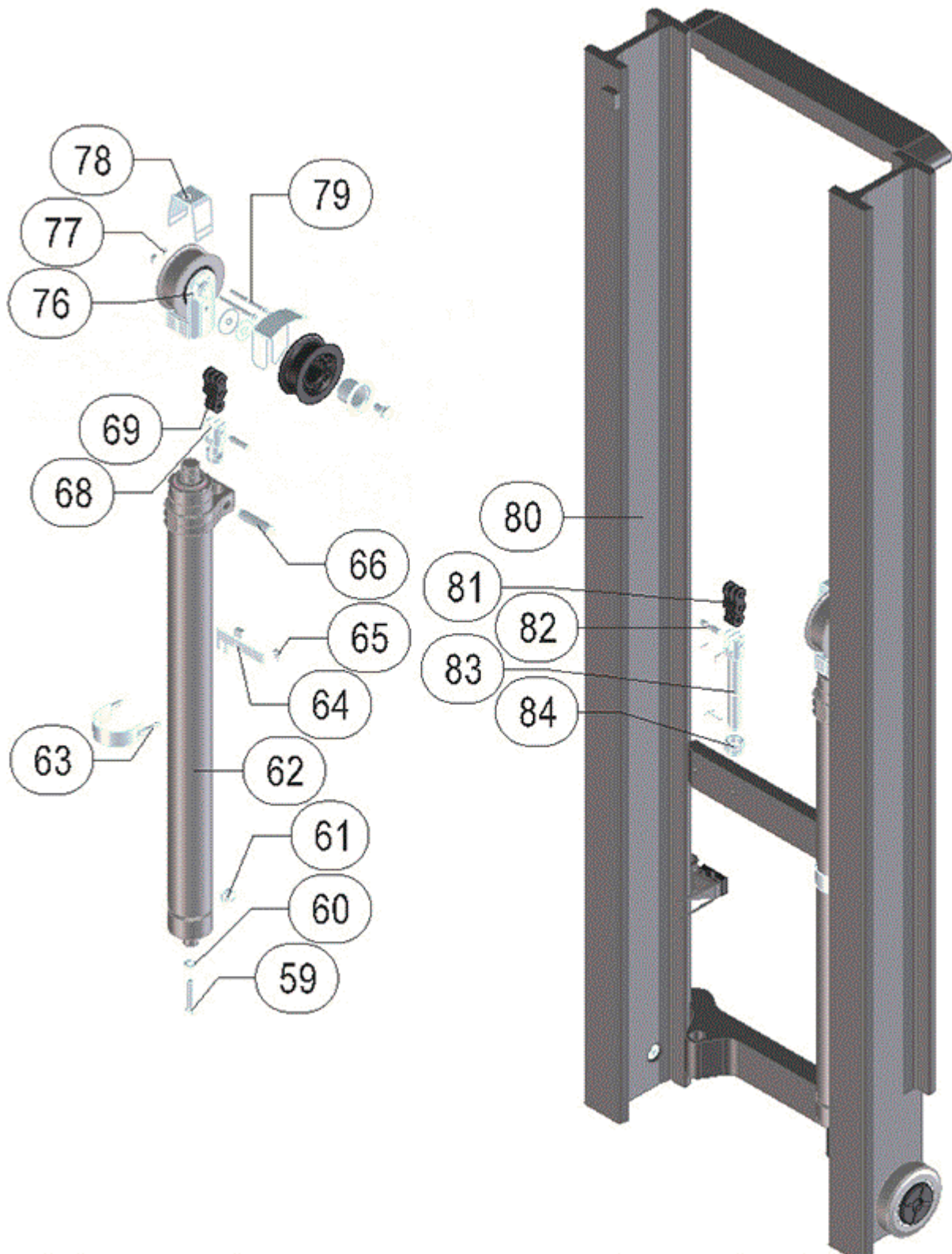


FIGURE	REFERENCE	DENOMINATION	AMOUNT
059	EL.50032.00	SCREW	2
060	EL.50030.00	WASHER	2
061	EL.60114.00	LB3 VALVE S=2,3	4

062	EL.60064.00	FREE LIFT CYLINDER	2
063	EL.60036.00	FREE LIFT CYLINDER LOCK	2
064	EL.60040.00	SPACER	4
065	EL.60124.00	NUT	4
066	EL.60037.00	CHAIN ANCHOR PIN	2
068	EL.60029.00	CHAIN ANCHOR	2
069	EL.60129.00	MAST CHAIN (1700 MM.)	2
076	EL.50061.00	INTEGRAL SUPPORT	2
077	EL.50071.00	WASHER	4
078	EL.60043.00	HOSE PROTECTION	2
079	EL.60136.00	SCREW	4
080	EL.60078.00	INNER MAST	1
081	EL.60125.00	CARRIAGE CHAIN (1090 MM.)	2
082	EL.60135.00	CHAIN PIN	8
083	EL.60001.00	CHAIN ANCHOR	4
084	EL.50065.00	NUT	4

# TRIPLEX MAST 4.25M (FEM IV) PART IV




FIGURE	REFERENCE	DENOMINATION	AMOUNT
085	EL.60075.00	INTERMEDIATE MAST	1
086	EL.60072.00	OUTER MAST	1
087	EL.60003.00	CHAIN ANCHOR PIN	2
088	EL.60129.00	MAST CHAIN (1700 MM.)	2
089	EL.60135.00	CHAIN PIN	8
090	EL.60144.00	SCREW	2
091	EL.50033.00	FLAT WASHER D12 UNI6592	2
092	EL.50036.00	SCREW M12X70	2
093	EL.60139.00	WASHER	2
094	EL.60027.00	SPACER	2
095	EL.50037.00	CONVEX WASHER D25 DIN6319C	2
096	EL.60032.00	CYLINDER LOCK	2
097	EL.60107.00	WASHER	4
098	EL.60105.00	SCREW	4

099	EL.60088.00	MAST CYLINDER	2
100	EL.60114.00	LB3 VALVE S=2,3	4
101	EL.60141.00	SCREW	2

# TRIPLEX MAST 4.25M (FEM IV)

## PART V

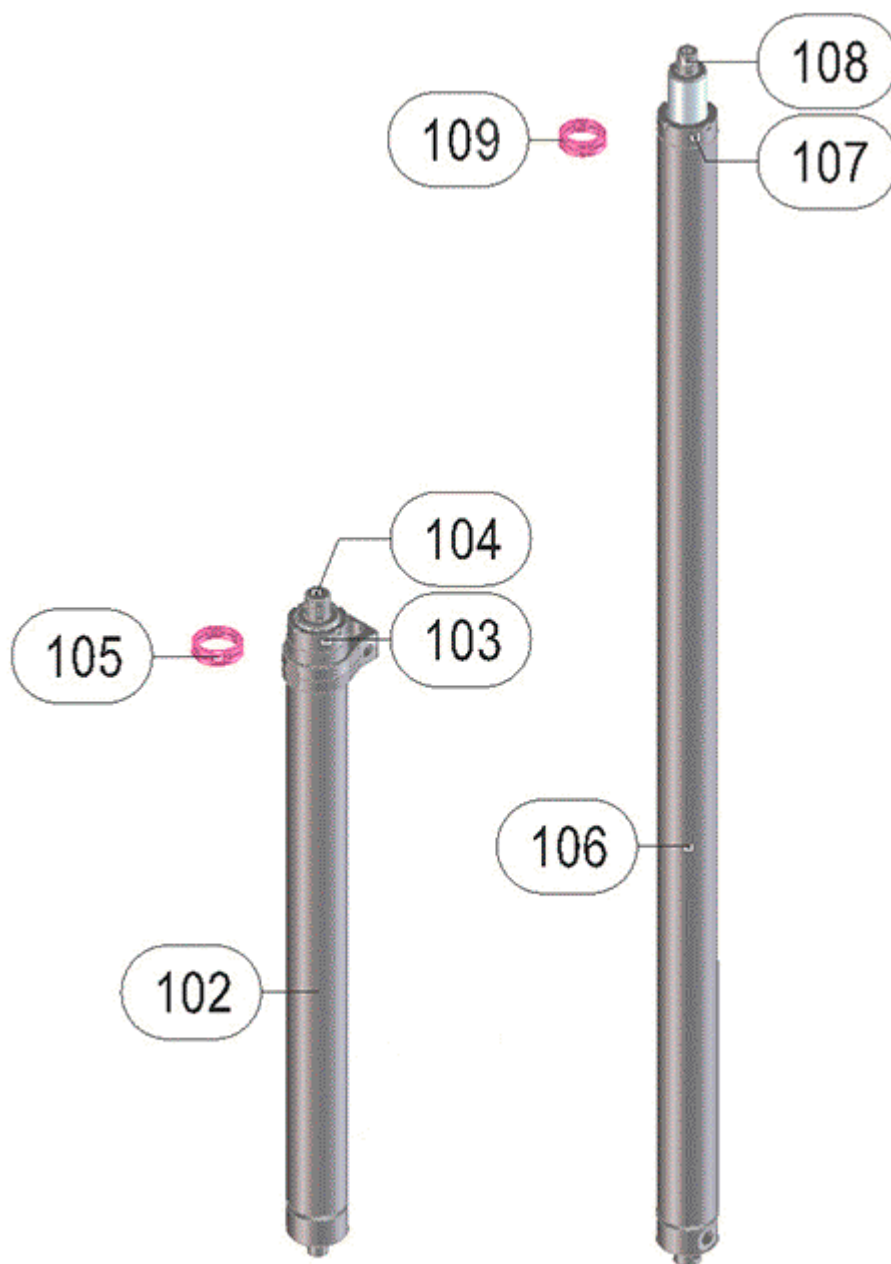


FIGURE	REFERENCE	DENOMINATION	AMOUNT
102	EL.60034.00	COVER	2
103	EL.60035.00	SHELL PLUG	2
104	EL.60024.00	ROD ASSY	2
105	EL.50004.00	SEAL KIT	2
106	EL.60022.00	PLUG	2
107	EL.60021.00	SHELL PLUG	2
108	EL.60026.00	ROD ASSY	2
109	EL.50094.00	FREE LIFT CYLINDER SEALS KIT	2

# TRIPLEX MAST 4.25M (FEM IV) CARRIAGE SUBJECTION

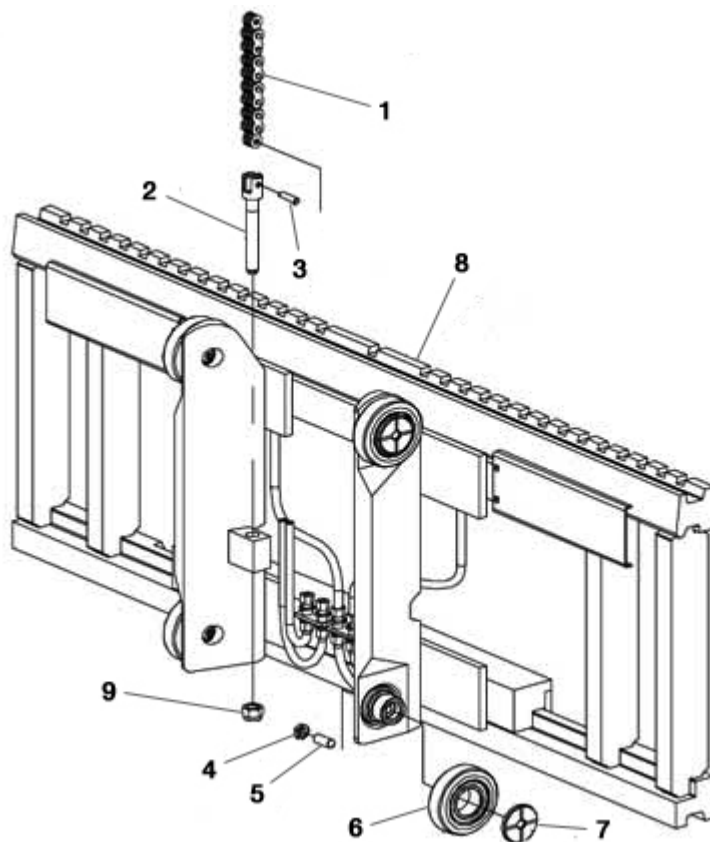


FIGURE	REFERENCE	DENOMINATION	AMOUNT
001	EL.60125.00	CARRIAGE CHAIN (1090 MM.)	2
002	EL.60001.00	CHAIN ANCHOR	4
003	EL.60135.00	CHAIN PIN	8
004	EL.60121.00	NUT	12
005	EL.60140.00	SCREW	12
006	EL.60005.00	BEARING	12
007	EL.60006.00	BUSHING	12
008	EL.60053.00	CARRIAGE	1
009	EL.50065.00	NUT	4

# TRIPLEX MAST 4.25M (FEM IV) AUXILIARY REEVING

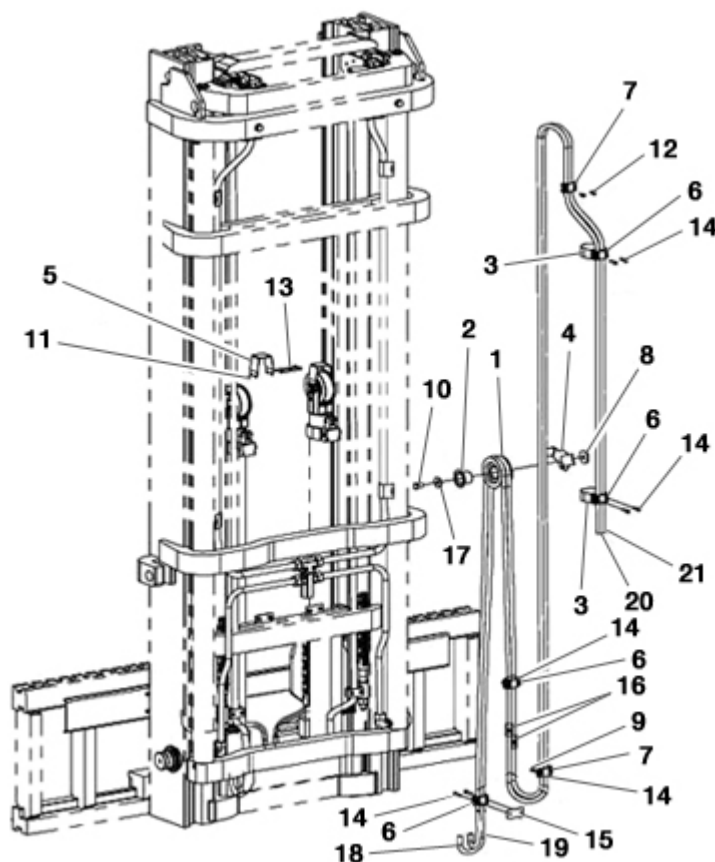


FIGURE	REFERENCE	DENOMINATION	AMOUNT
001	EL.40053.00	HOSE PULLEY	1
002	EL.40057.00	PULLEY SUPPORT	1
003	EL.40120.00	BRACKET ANTI-DERAILMENT	1
004	EL.60042.00	HOSE PROTECTION	2
005	EL.60043.00	HOSE PROTECTION	2
006	EL.60046.00	CLAMPS	4
007	EL.60050.00	CLAMP	2
010	EL.50035.00	SCREW TE M12X20 UNI 5739 8.8	2
011	EL.50071.00	WASHER	4
012	EL.60117.00	SCREW	2
013	EL.60136.00	SCREW	4
014	EL.60137.00	SCREW	10
016	EL.60138.00	FIXING SUPPORT	2
017	EL.40056.00	FLAT WASHER D12 UNI6593	1
018	EL.60030.00	HOSE 3/8	1
019	EL.60030.00	HOSE 3/8	1
020	EL.60030.00	HOSE 3/8	1
021	EL.60030.00	HOSE 3/8	1

## TRIPLEX MAST 4.25M (FEM IV) CARRIAGE

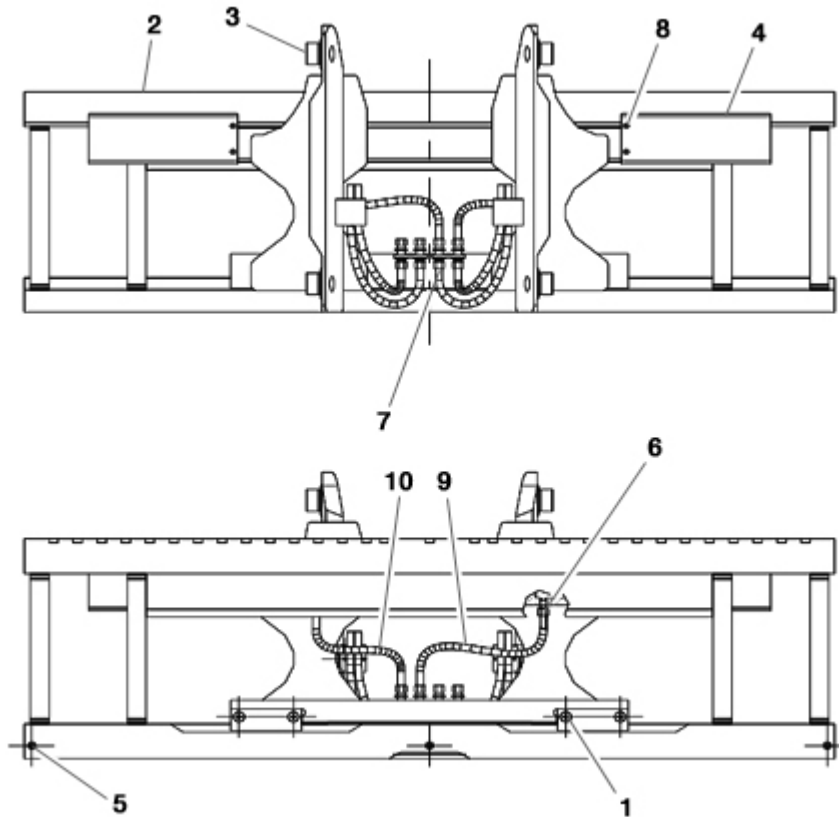


FIGURE	REFERENCE	DENOMINATION	AMOUNT
001	EL.60097.00	S. S. ASSEMBLY	1
002	EL.60051.00	SIDE SHIFTER	1
003	EL.60052.00	MOBILE CARRIAGE	1
004	EL.60054.00	HOSE PROTECTION	2
005	EL.60103.00	SCREW	3
006	EL.60115.00	FIXING SUPPORT	2
007	EL.60122.00	FIXING SUPPORT	2
008	EL.60123.00	NUT	4
009	EL.60086.00	HOSE 5/16"	1
010	EL.60085.00	HOSE 5/16	1



# TRIPLEX MAST 4.25M (FEM IV)

## LATERAL DISPLACEMENT

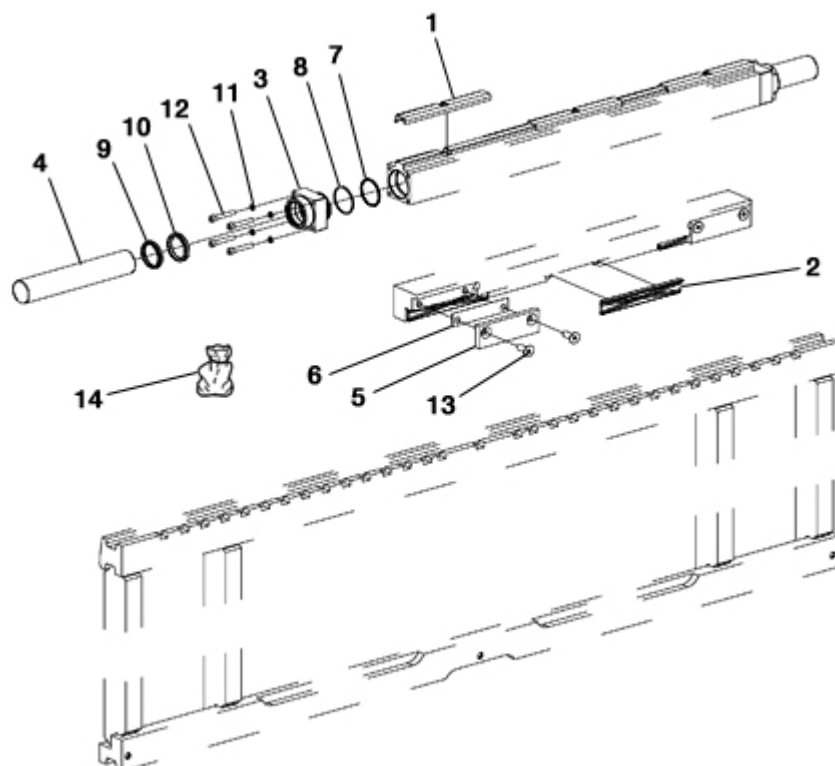


FIGURE	REFERENCE	DENOMINATION	AMOUNT
001	EL.60007.00	BUSH	3
002	EL.60008.00	BUSH	3
003	EL.60010.00	PLUG	2
004	EL.60011.00	ROD	2
005	EL.60044.00	PLATE	2
006	EL.60045.00	SHIM	2
007	EL.60098.00	O-RING	2
008	EL.60099.00	PBK RING	2
009	EL.60100.00	RING	2
010	EL.60101.00	GASKET	2
011	EL.50049.00	WASHER	8
012	EL.60120.00	SCREW	8
013	EL.60146.00	SCREW	4
014	EL.60145.00	SEAL KIT	2

## TRIPLEX MAST 4.25M (FEM IV) LATERAL CYLINDER

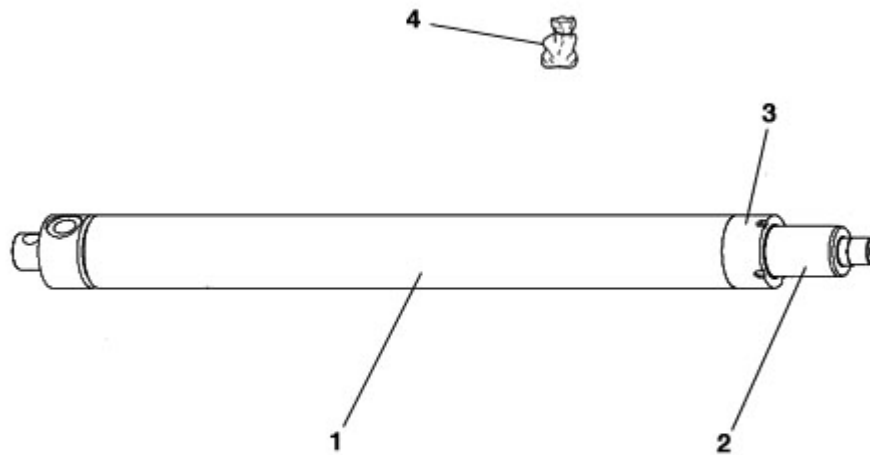


FIGURE	REFERENCE	DENOMINATION	AMOUNT
001	EL.60022.00	PLUG	2
002	EL.60026.00	ROD ASSY	2
003	EL.60021.00	SHELL PLUG	2
004	EL.50094.00	FREE LIFT CYLINDER SEALS KIT	2

## TRIPLEX MAST 4.25M (FEM IV) FREE LIFT CYLINDER

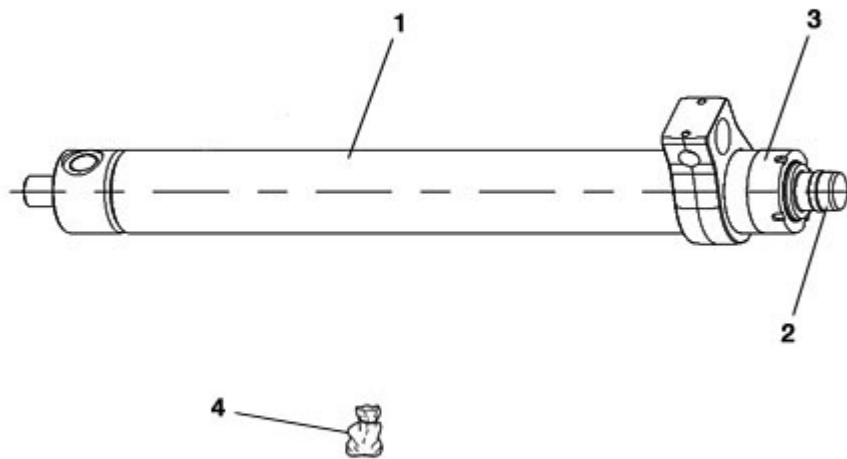


FIGURE	REFERENCE	DENOMINATION	AMOUNT
001	EL.60034.00	COVER	2
002	EL.60024.00	ROD ASSY	2
003	EL.60035.00	SHELL PLUG	2
004	EL.50094.00	FREE LIFT CYLINDER SEALS KIT	2

# TRIPLEX MAST 6.8M (FEM IV)

## MAST GUIDES

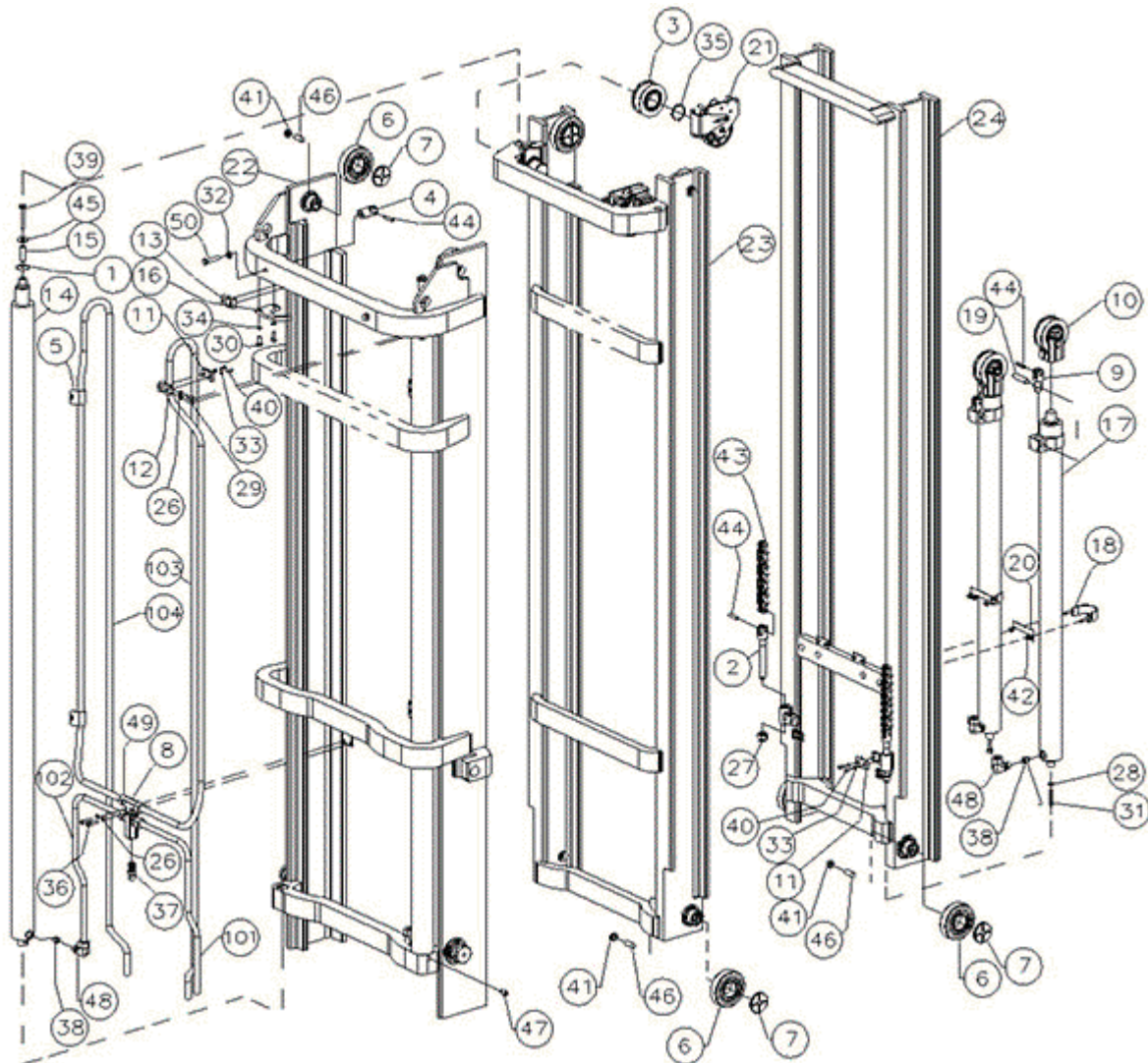


FIGURE	REFERENCE	DENOMINATION	AMOUNT
000	30.09450.00	FULL MAST TRIPLEX 6,8 M. (FEM IV)	1
001	EL.50037.00	CONVEX WASHER D25 DIN6319C	2
002	EL.60001.00	CHAIN ANCHOR	4
003	EL.30091.00	PULLEY	2
004	EL.60003.00	CHAIN ANCHOR PIN	2
005	EL.60004.00	HOSE PROTECTION	4
006	EL.60005.00	BEARING	12
007	EL.60006.00	BUSHING	12
008	EL.60013.00	4 WAY COLLECTOR	1
009	EL.60029.00	CHAIN ANCHOR	2
010	EL.50061.00	INTEGRAL SUPPORT	2
011	EL.60017.00	CLAMP	4
012	EL.60018.00	CLAMP	1
013	EL.60019.00	CLAMP	1

014	EL.60090.00	MAST CYLINDER	2
015	EL.60027.00	SPACER	2
016	EL.60032.00	CYLINDER LOCK	2
017	EL.60065.00	FREE LIFT CYLINDER	2
018	EL.60036.00	FREE LIFT CYLINDER LOCK	2
019	EL.60037.00	CHAIN ANCHOR PIN	2
020	EL.60040.00	SPACER	4
021	EL.60041.00	SUPPORT ASSEMBLY	2
022	EL.60073.00	OUTER MAST	1
023	EL.60076.00	INTERMEDIATE MAST	1
024	EL.60079.00	INNER MAST	1
025	EL.60053.00	CARRIAGE	1
026	EL.60102.00	WASHER	6
027	EL.50065.00	NUT	4
028	EL.50030.00	WASHER	2
029	EL.50031.00	SCREW	4
030	EL.60105.00	SCREW	4
031	EL.50032.00	SCREW	2
032	EL.50033.00	FLAT WASHER D12 UNI6592	2
033	EL.60106.00	WASHER	8
034	EL.60107.00	WASHER	4
035	EL.60108.00	SEEGER WASHER	2

**TRIPLEX MAST 6.8M (FEM IV)  
MAST GUIDES**

FIGURE	REFERENCE	DENOMINATION	AMOUNT
036	EL.60111.00	SCREW	2
037	EL.60113.00	SB35 VALVE S=21,5	1
038	EL.60114.00	LB3 VALVE S=2,3	4
039	EL.50036.00	SCREW M12X70	2
040	EL.60117.00	SCREW	8
041	EL.60121.00	NUT	12
042	EL.60124.00	NUT	4
043	EL.60132.00	MAST CHAIN (2565 MM.)	2
043	EL.60128.00	CARRIAGE CHAIN (1550 MM.)	2
044	EL.60135.00	CHAIN PIN	8
045	EL.60139.00	WASHER	2
046	EL.60140.00	SCREW	12
047	EL.60141.00	SCREW	2
048	EL.60142.00	FIXING SUPPORT	4
049	EL.60143.00	NUT	4

050	EL.60144.00	SCREW	2
101	EL.60047.00	HOSE	1
102	EL.60048.00	HOSE	1
103	EL.60070.00	HOSE 1/2	1
104	EL.60070.00	HOSE 1/2	1

# TRIPLEX MAST 6.8M (FEM IV) CARRIAGE SUBJECTION

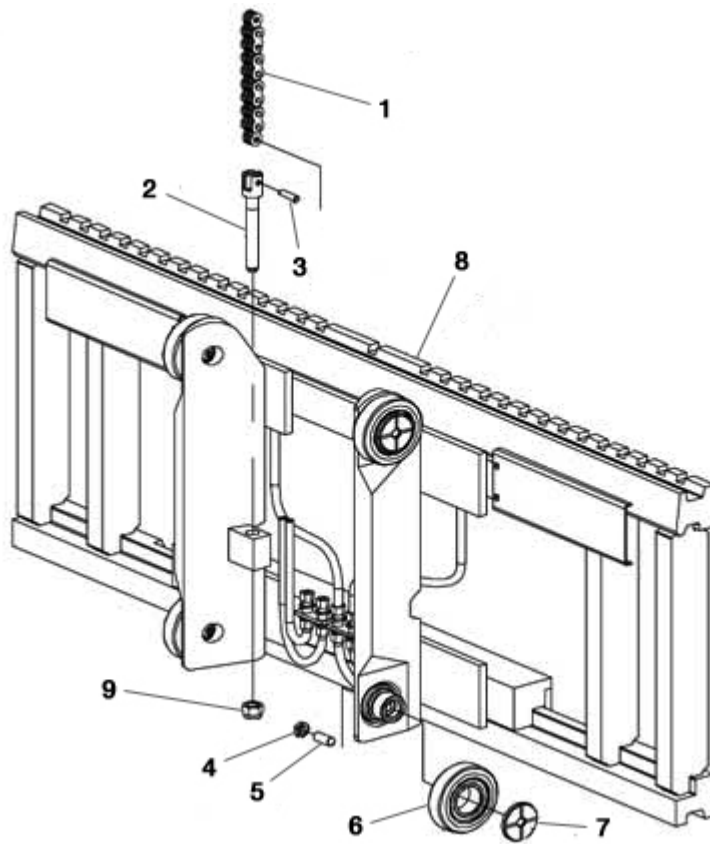


FIGURE	REFERENCE	DENOMINATION	AMOUNT
001	EL.60128.00	CARRIAGE CHAIN (1550 MM.)	2
002	EL.60001.00	CHAIN ANCHOR	4
003	EL.60135.00	CHAIN PIN	8
004	EL.60121.00	NUT	12
005	EL.60140.00	SCREW	12
006	EL.60005.00	BEARING	12
007	EL.60006.00	BUSHING	12
008	EL.60053.00	CARRIAGE	1
009	EL.50065.00	NUT	4

# TRIPLEX MAST 6.8M (FEM IV) AUXILIARY REEVING

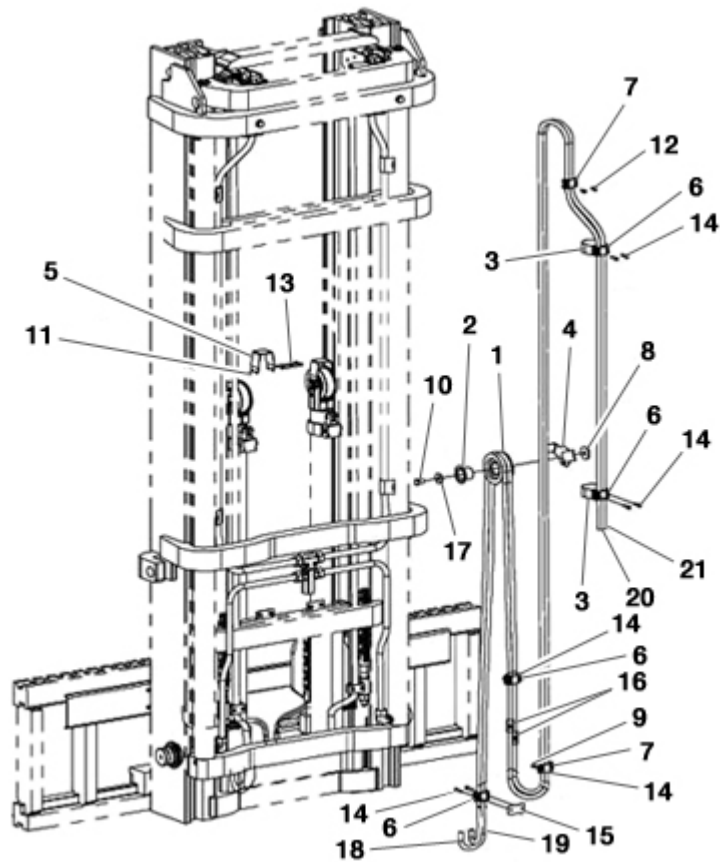


FIGURE	REFERENCE	DENOMINATION	AMOUNT
001	EL.40053.00	HOSE PULLEY	1
002	EL.40057.00	PULLEY SUPPORT	1
003	EL.40120.00	BRACKET ANTI-DERAILMENT	1
004	EL.60042.00	HOSE PROTECTION	2
005	EL.60043.00	HOSE PROTECTION	2
006	EL.60046.00	CLAMPS	4
007	EL.60050.00	CLAMP	2
008	EL.60151.00	PULLEY FIXING WASHER	1
009	EL.60152.00	PIPE FLANGE NUT FIXING	1
010	EL.50035.00	SCREW TE M12X20 UNI 5739 8.8	1
011	EL.50071.00	WASHER	4
012	EL.60117.00	SCREW	2
013	EL.60136.00	SCREW	4
014	EL.60137.00	SCREW	10
015	EL.60153.00	SUPPORT TUBE FLANGE PLATE	1
016	EL.60138.00	FIXING SUPPORT	2
017	EL.40056.00	FLAT WASHER D12 UNI6593	1
018	EL.60030.00	HOSE 3/8	1



**TRIPLEX MAST 6.8M (FEM IV)**  
**AUXILIARY REEVING**

<b>FIGURE</b>	<b>REFERENCE</b>	<b>DENOMINATION</b>	<b>AMOUNT</b>
019	EL.60030.00	HOSE 3/8	1
020	EL.60030.00	HOSE 3/8	1
021	EL.60030.00	HOSE 3/8	1

## TRIPLEX MAST 6.8M (FEM IV) CARRIAGE

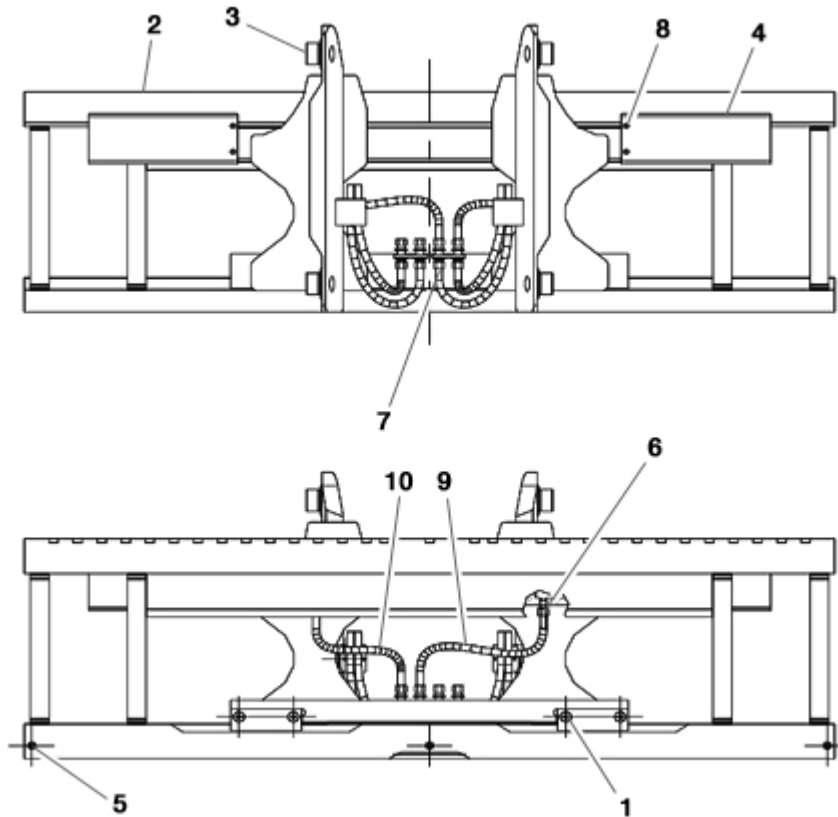


FIGURE	REFERENCE	DENOMINATION	AMOUNT
001	EL.60097.00	S. S. ASSEMBLY	1
002	EL.60051.00	SIDE SHIFTER	1
003	EL.60052.00	MOBILE CARRIAGE	1
004	EL.60054.00	HOSE PROTECTION	2
005	EL.60103.00	SCREW	3
006	EL.60115.00	FIXING SUPPORT	2
007	EL.60122.00	FIXING SUPPORT	2
008	EL.60123.00	NUT	4
009	EL.60086.00	HOSE 5/16"	1
010	EL.60085.00	HOSE 5/16	1

# TRIPLEX MAST 6.8M (FEM IV)

## LATERAL DISPLACEMENT

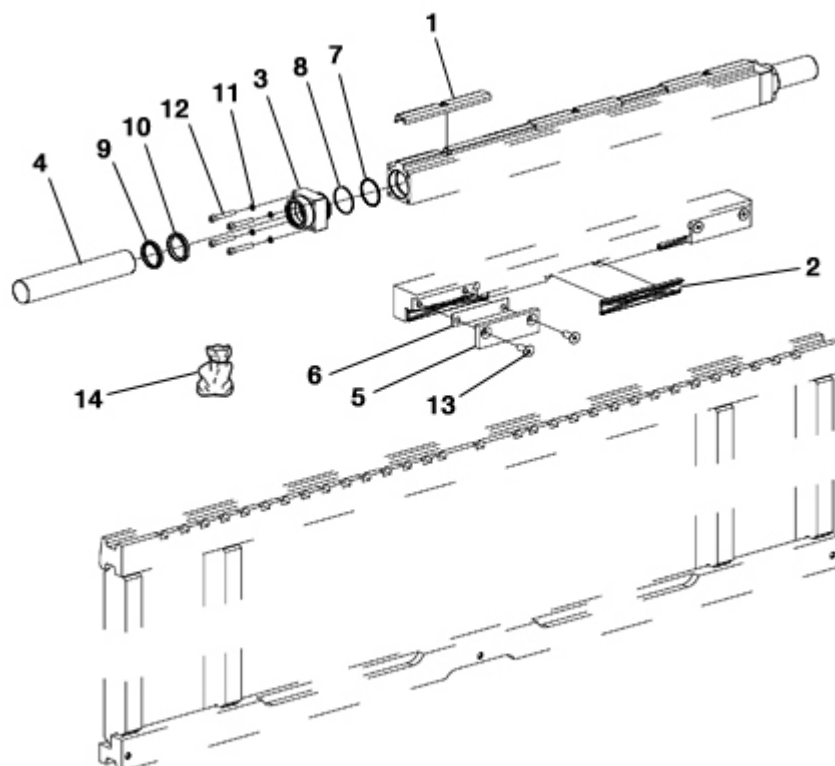


FIGURE	REFERENCE	DENOMINATION	AMOUNT
001	EL.60007.00	BUSH	3
002	EL.60008.00	BUSH	3
003	EL.60010.00	PLUG	2
004	EL.60011.00	ROD	2
005	EL.60044.00	PLATE	2
006	EL.60045.00	SHIM	2
007	EL.60098.00	O-RING	2
008	EL.60099.00	PBK RING	2
009	EL.60100.00	RING	2
010	EL.60101.00	GASKET	2
011	EL.50049.00	WASHER	8
012	EL.60120.00	SCREW	8
013	EL.60146.00	SCREW	4
014	EL.60145.00	SEAL KIT	2

# TRIPLEX MAST 6.8M (FEM IV)

## LATERAL CYLINDER

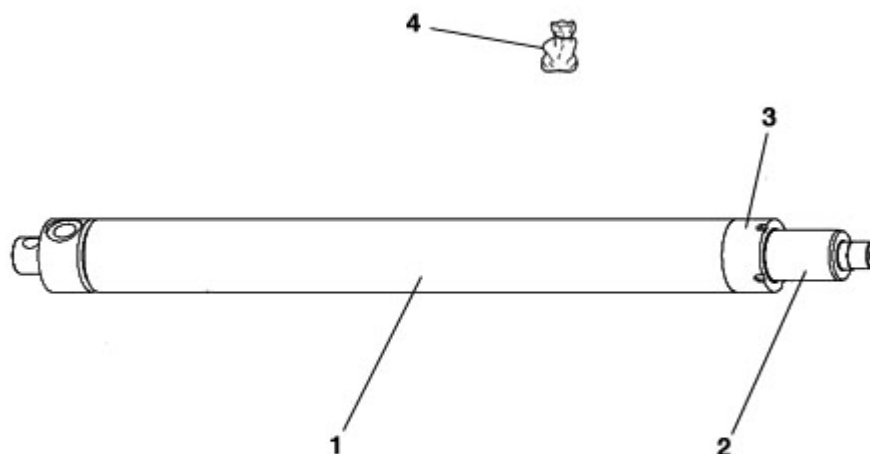


FIGURE	REFERENCE	DENOMINATION	AMOUNT
001	EL.60022.00	PLUG	2
002	EL.60026.00	ROD ASSY	2
003	EL.60021.00	SHELL PLUG	2
004	EL.50094.00	FREE LIFT CYLINDER SEALS KIT	2

## TRIPLEX MAST 6.8M (FEM IV) FREE LIFT CYLINDER

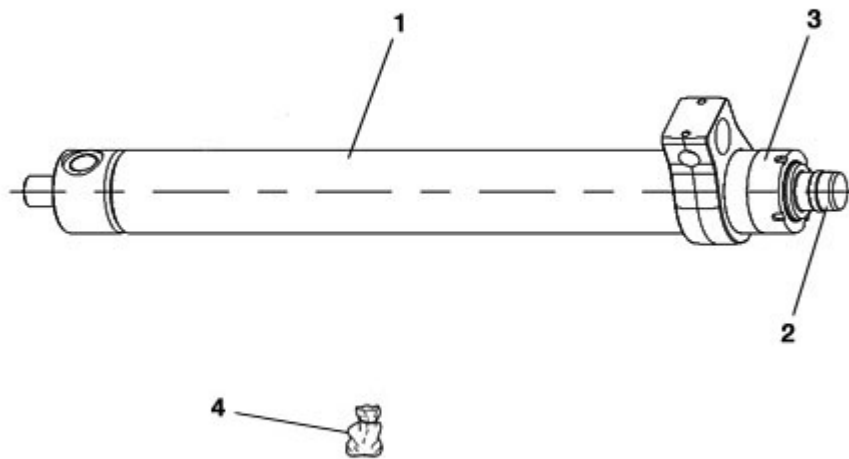


FIGURE	REFERENCE	DENOMINATION	AMOUNT
001	EL.60034.00	COVER	2
002	EL.60024.00	ROD ASSY	2
003	EL.60035.00	SHELL PLUG	2
004	EL.50094.00	FREE LIFT CYLINDER SEALS KIT	2

# 09. MACHINE OPERATION TOOLS

## INCLINATION CYLINDER

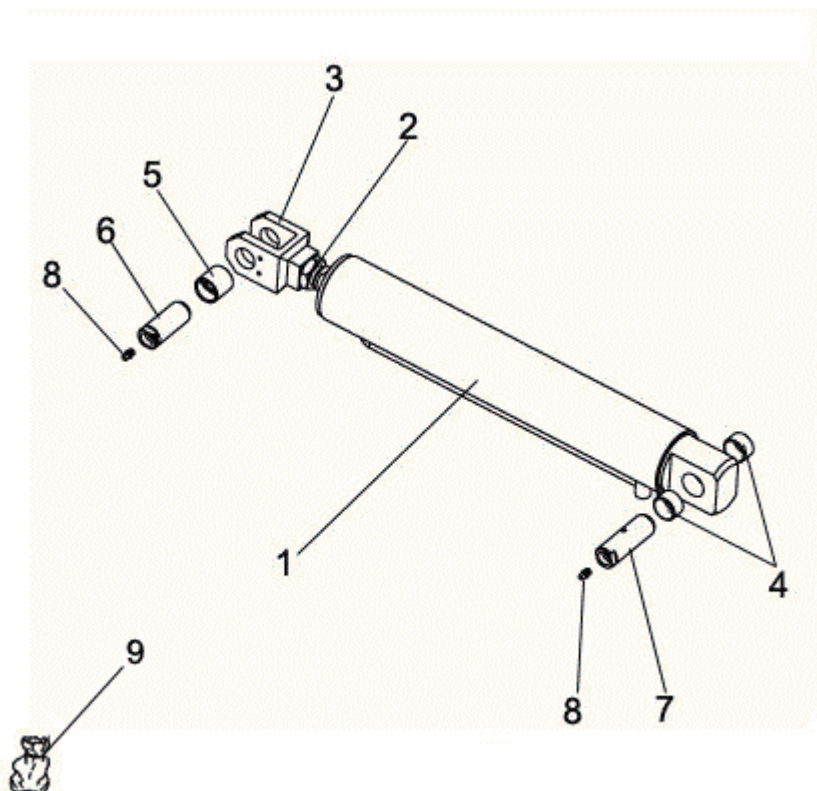


FIGURE	REFERENCE	DENOMINATION	AMOUNT
001	30.09010.00	CYLINDER D/E 75X440	2
002	10.01117.00	NUT DIN439	2
003	10.01115.01	CYLINDER ROD HEAD	2
004	949.03020.00	BUSHING 30x34x20 DIN 1494	4
005	08.00527.00	BEARING	1
006	15.01216.00	SHAFT CIL/COA	1
007	42.20102.00	SHAFT CIL/COA	1
008	901.08000.33	GREASER DIN71412-A M8x1,25	2
009	30.09017.00	JOINTS KIT	1

# 09. MACHINE OPERATION TOOLS

## INCLINATION CYLINDER

CHASSIS: 66414

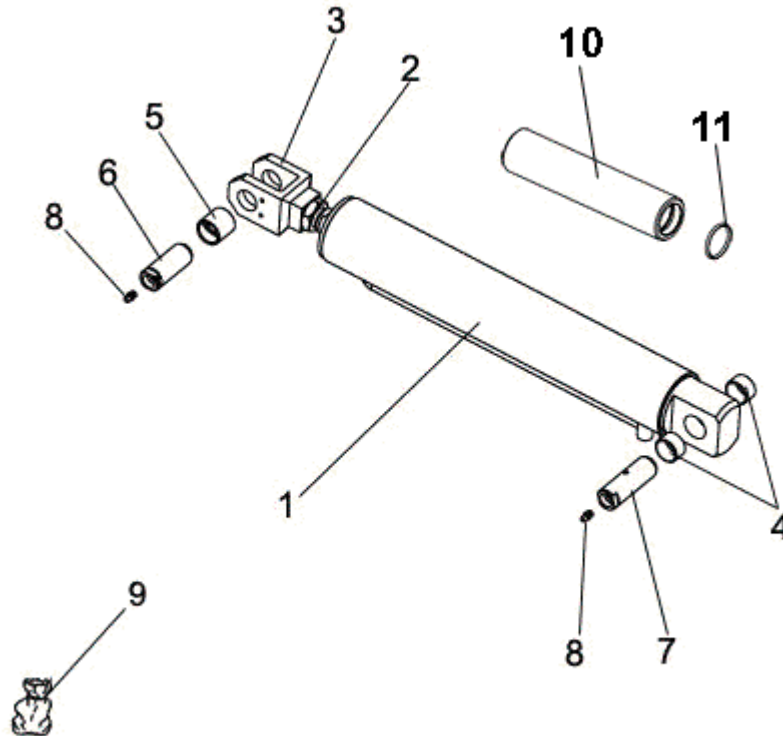


FIGURE	REFERENCE	DENOMINATION	AMOUNT
001	30.09010.02	CYLINDER D/E 75X220	2
002	10.01117.00	NUT DIN439	2
003	10.01115.01	CYLINDER ROD HEAD	2
004	949.03020.00	BUSHING 30x34x20 DIN 1494	4
005	08.00527.00	BEARING	1
006	15.01216.00	SHAFT CIL/COA	1
007	42.20102.00	SHAFT CIL/COA	1
008	901.08000.33	GREASER DIN71412-A M8x1,25	2
009	30.09017.00	JOINTS KIT	1
010	30.09018.00	TUBE MET. 50X36X220	1
011	201.34535.50	GASKET DIN3770	1

## 09. MACHINE OPERATION TOOLS FORKS

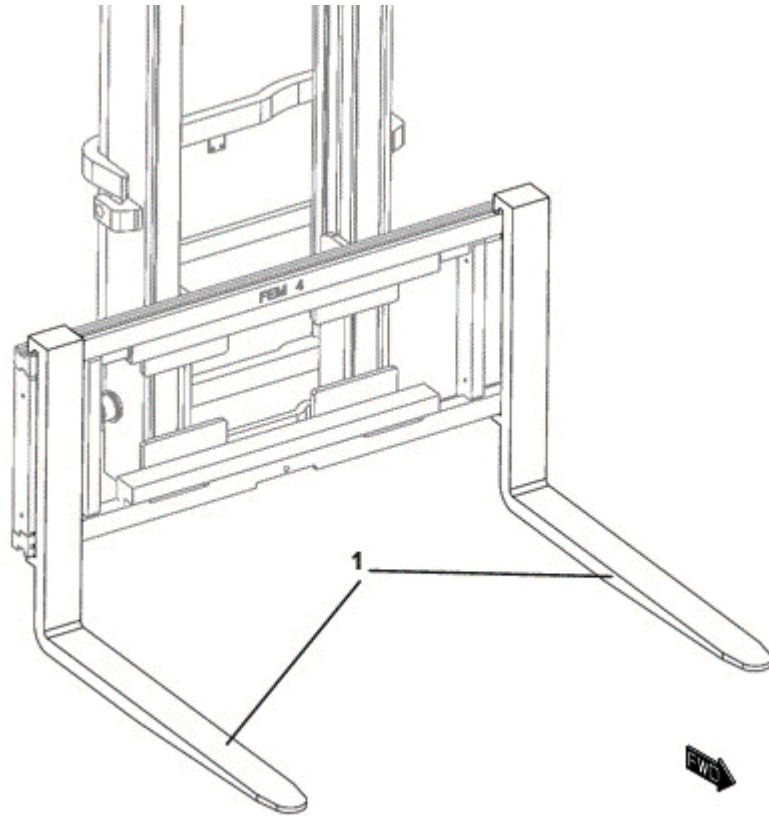


FIGURE	REFERENCE	DENOMINATION	AMOUNT
001	30.09002.00	FORK 1200 FEM IV	2



### 13. ACCESSORIES

#### LOAD PROTECTOR (1)

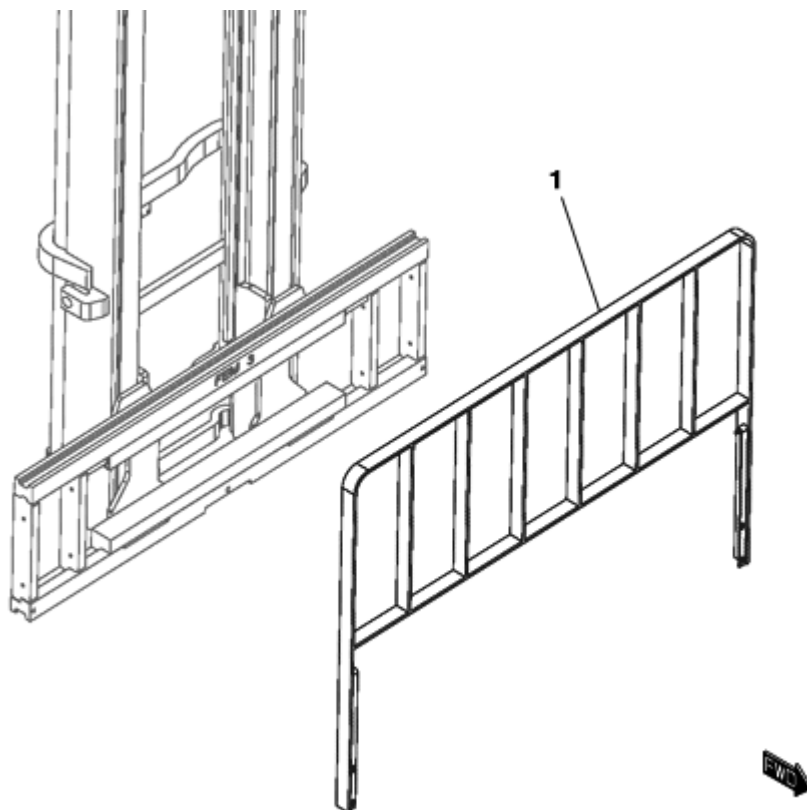


FIGURE	REFERENCE	DENOMINATION	AMOUNT
001	30.13100.00	LOAD PROTECTOR 50X1401X1730	1
002	604.10060.86	SCREW DIN931	4
003	104.10000.00	WASHER DIN7980 D10	4
004	101.10000.66	WASHER DIN125 D10	4

### 13. ACCESSORIES

#### BUCKET STANDARD

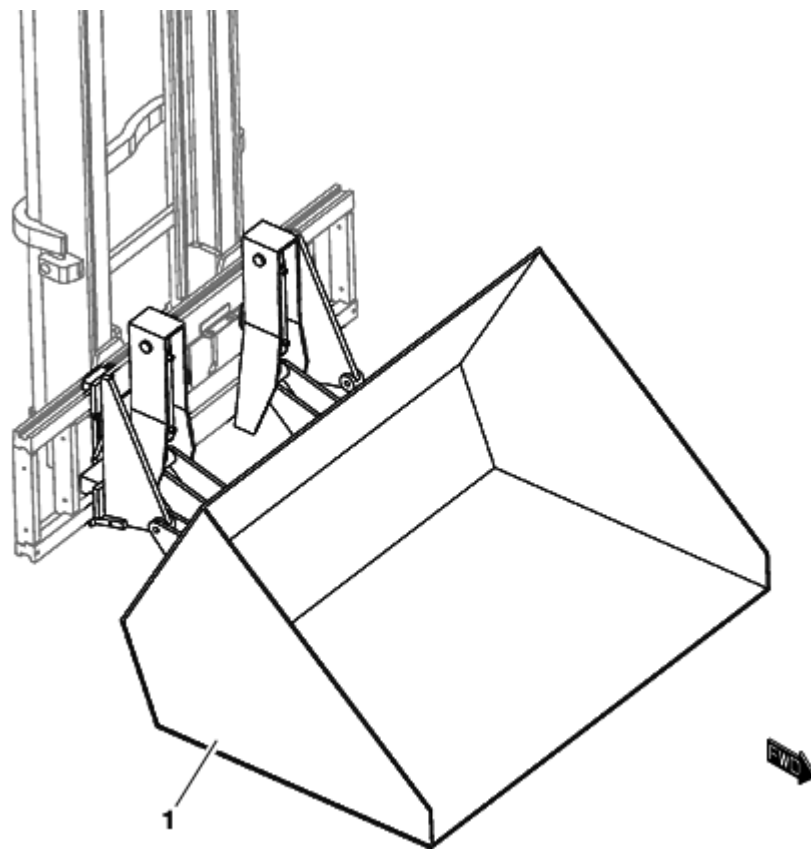


FIGURE	REFERENCE	DENOMINATION	AMOUNT
001	30.13203.00	BUCKET 800L FEM4	1
001	30.13204.00	BUCKET 1000L FEM4	1
001	30.13205.00	BUCKET 1500L FEM4	1

## 01.OPTION/DEUTZ (USA-EU) FEATURES-LIFT

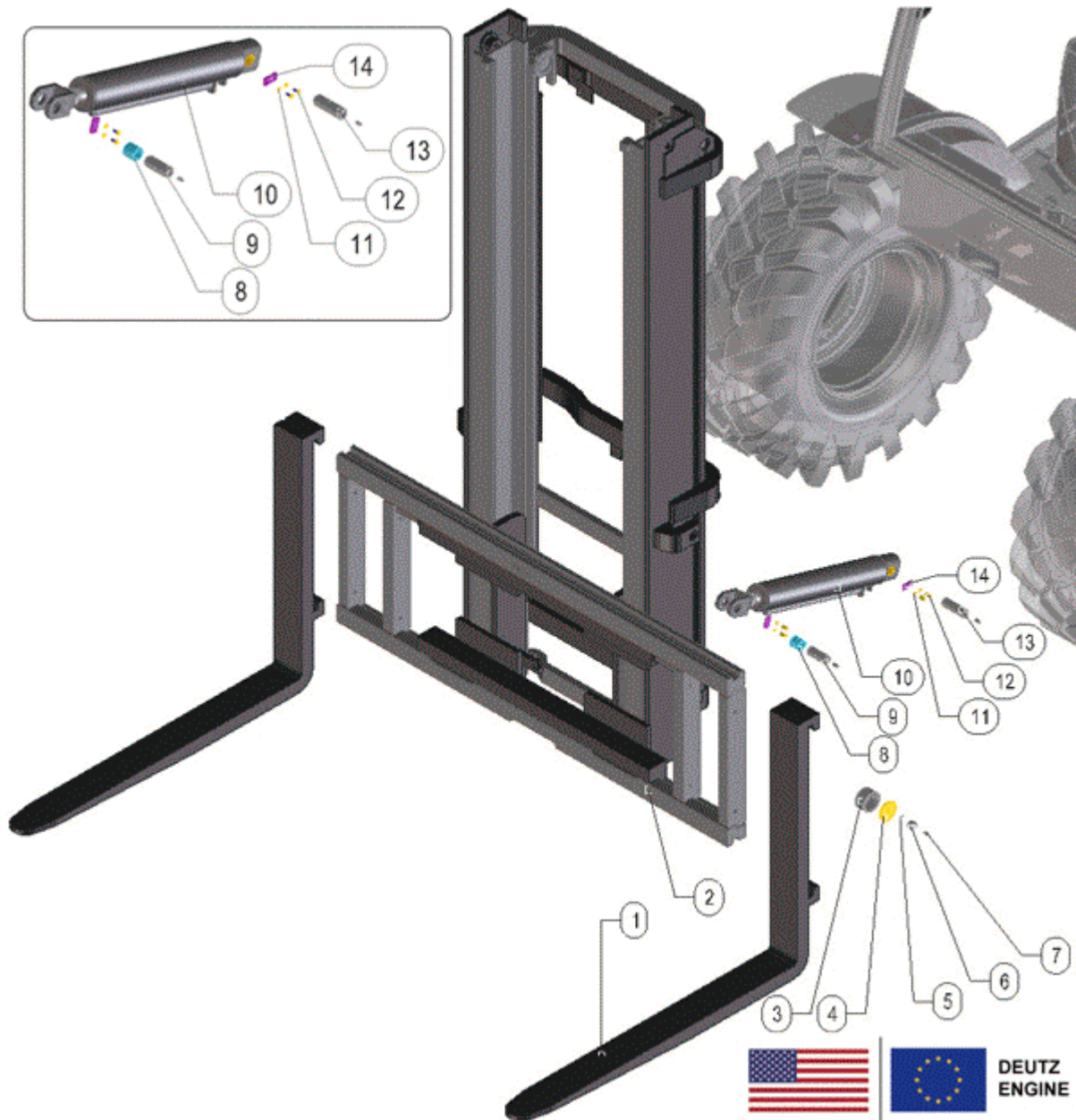


FIGURE	REFERENCE	DENOMINATION	AMOUNT
001	30.09002.00	FORK 1200 FEM IV	2
002	30.09150.00	FULL DUPLEX MAST 3,7 M FEM IV	1
003	30.09020.00	RING D70XD60X40	2
004	30.09021.00	CAP D69XD12.5X5	2
005	104.12000.00	WASHER DIN7980 D12	2
006	10.01318.00	CYLINDER ROD HEAD	2
007	901.08000.33	GREASER DIN71412-A M8x1,25	6
008	08.00527.00	BEARING	2
009	15.01216.00	SHAFT CIL/COA	2
010	30.09010.03	CYLINDER D/E 63X220	2
011	104.06000.00	WASHER DIN7980 D6	8

012	603.06015.86	SCREW DIN933 M6x15	8
013	42.20102.00	SHAFT CIL/COA	2
014	15.00832.00	PANEL	4

## 01.OPTION/DEUTZ (USA-EU) REMOTE CONTROL JOYSTICK-HYDRAULIC INSTALLATION



DEUTZ  
ENGINE

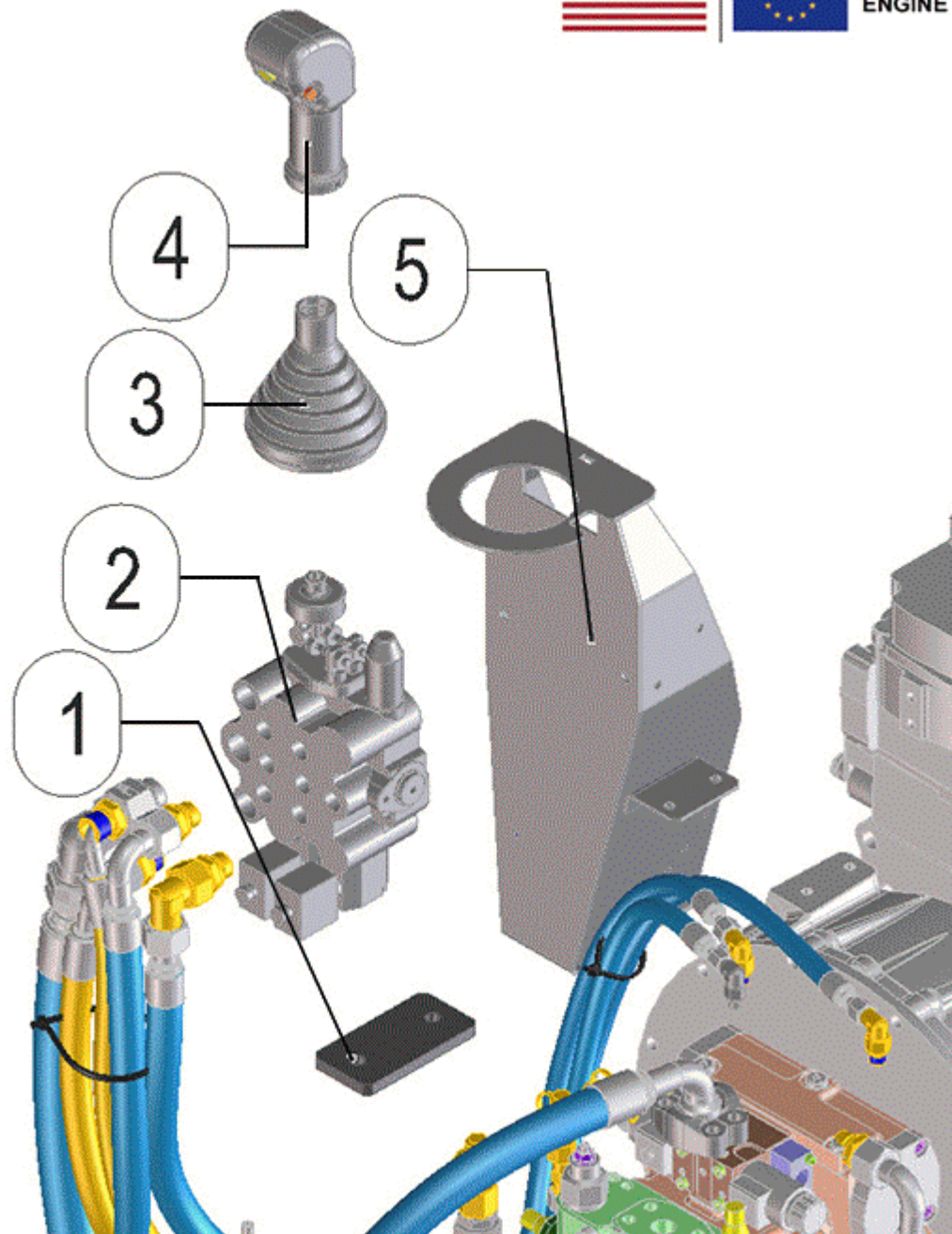


FIGURE	REFERENCE	DENOMINATION	AMOUNT
001	30.10030.00	SUPPORT 10X60X120	1
002	12.10030.00	CONTROL VALVE 2E	1
003	43.50349.00	DUST PROTECTOR	1
004	35.11181.00	JOYSTICK	1
005	12.10011.00	FIXING SUPPORT	1

# 10. HYDRAULIC DIAGRAM INSTALLATION DISTRIBUTOR

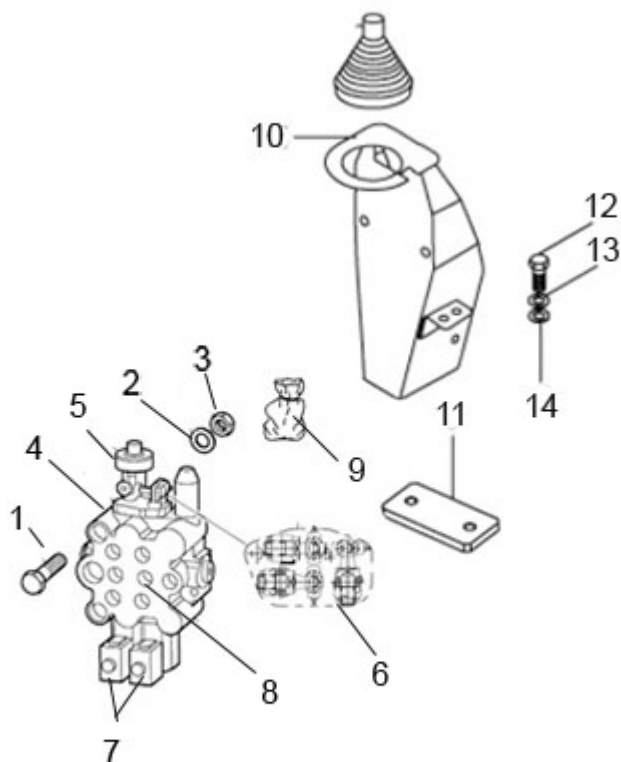


FIGURE	REFERENCE	DENOMINATION	AMOUNT
001	604.08055.86	BOLT DIN931 M8x55	1
001B	604.08045.86	SCREW DIN931 M8x45	2
002	104.08000.00	WASHER DIN7980 D8	3
003	711.08000.66	NUT DIN982 M8	3
004	RQN9700.164	MULTIPLE COVER	1
005	RQ7000/284	COUPLING PIECE	1
006	RQN9700/306	BALL JOINT SET	1
007	RQN2476212	ELECTROMAGNET	2
008	12.10030.00	CONTROL VALVE 2E	1
009	RQN9700/203	GASKET SET	1
010	12.10011.00	FIXING SUPPORT	1
011	30.10030.00	SUPPORT 10X60X120	1
012	603.12025.86	SCREW DIN933	2
013	104.12000.00	WASHER DIN7980 D12	2
014	101.12000.66	WASHER DIN125 D12	2

# 10. HYDRAULIC DIAGRAM INSTALLATION DISTRIBUTOR

CHASSIS: 74297

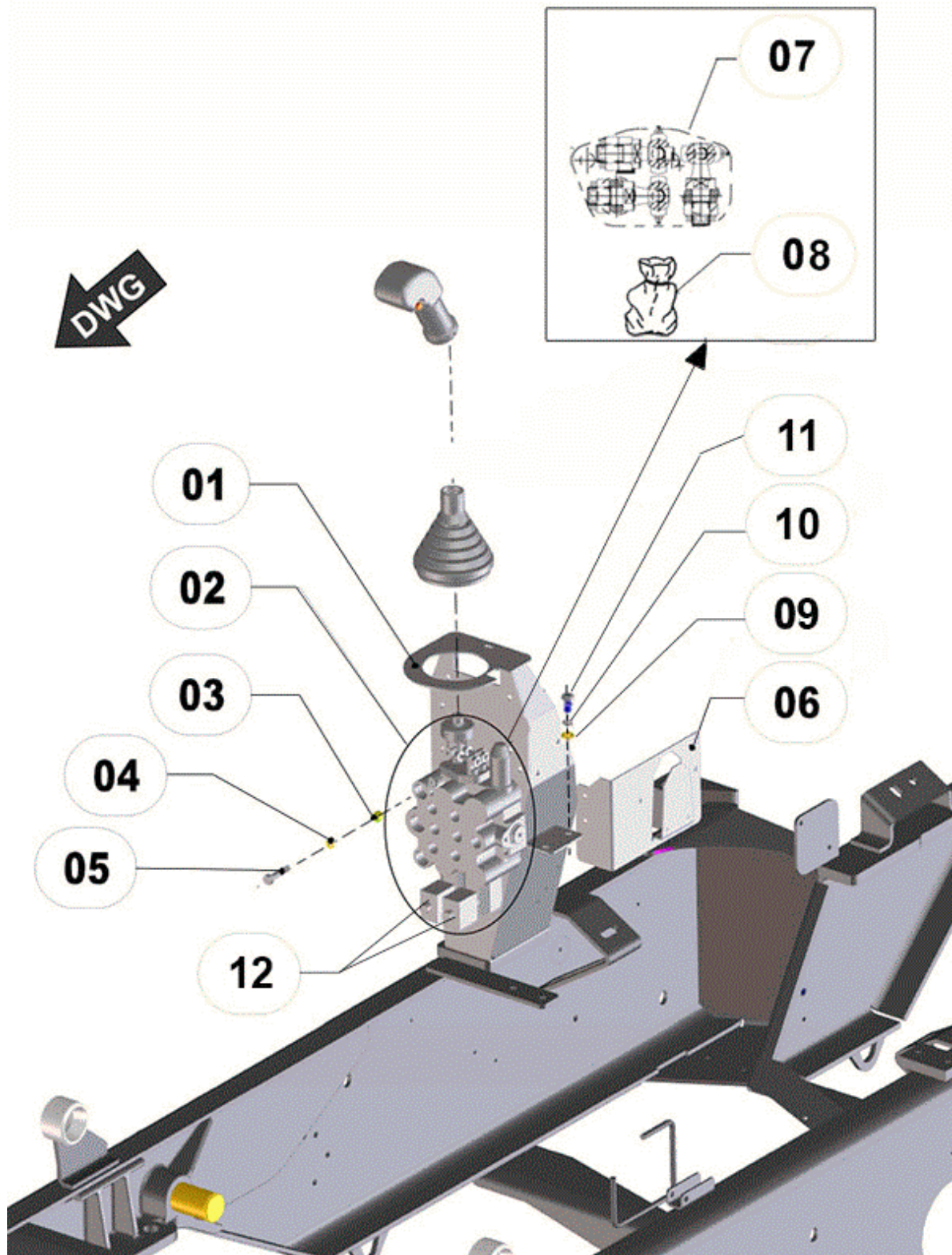


FIGURE	REFERENCE	DENOMINATION	AMOUNT
001	12.10011.01	DISTRIBUTOR FIX. SUPPORT	1
002	12.10030.00	CONTROL VALVE 2E	1
003	711.08000.66	NUT DIN982 M8	3

004	104.08000.00	WASHER DIN7980 D8	3
005	604.08040.86	SCREW DIN931	3
006	30.02080.00	STRIGHT SUPPORT	1
007	RQN9700/306	BALL JOINT SET	1
008	RQN9700/203	GASKET SET	1
009	101.12000.66	WASHER DIN125 D12	2
010	104.12000.00	WASHER DIN7980 D12	2
011	603.12025.86	SCREW DIN933	2
012	RQN2476212	ELECTROMAGNET	2

**COMMENTS**

---

MOD.4470



# 10. HYDRAULIC DIAGRAM INSTALLATION HYDRAULIC TANK

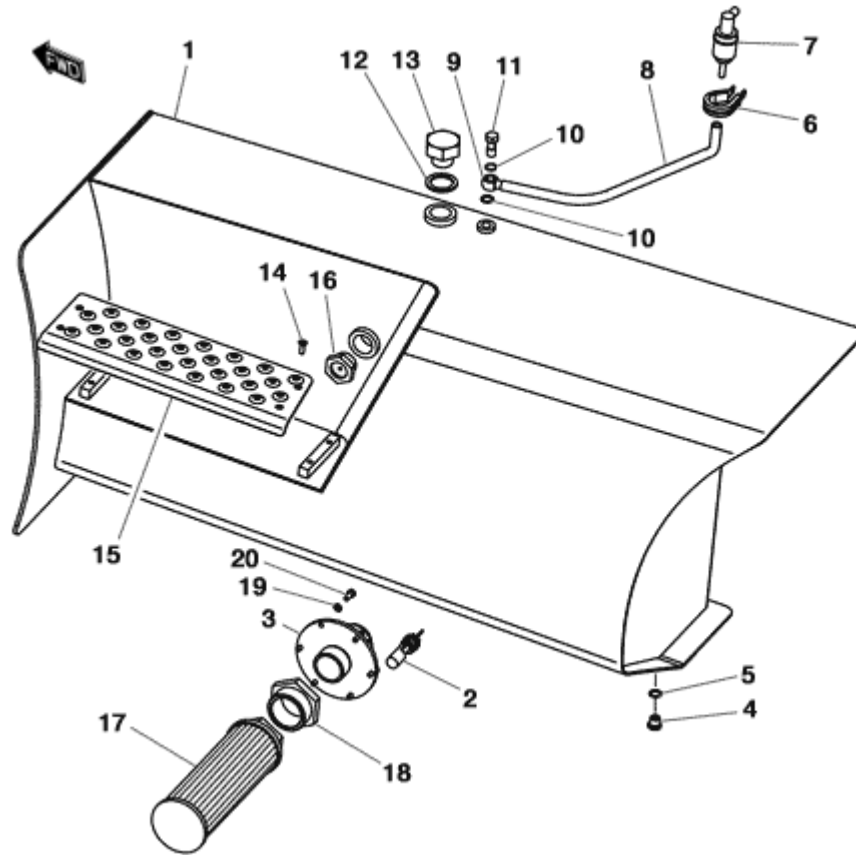


FIGURE	REFERENCE	DENOMINATION	AMOUNT
001	30.10040.00	DEPOSIT HYDRAULIC	1
002	43.70261RE00	BUOY OIL LEVEL INDICATOR	1
003	43.70406.00	AD. FILTER SUPPORT	1
004	10.00921.00	CAP M14X150 DIN908	1
005	107.14000.10	WASHER AL 14x20x1.5	1
006	830.03006.00	CLAMP LOOP	1
007	45.01526.00	PREFILTER FUEL/HYDRAULIC	1
008	469.03014.00	HOSE L/P MAT. 8x14	1
009	45.04106.00	NIPPLE O/TB	1
010	28.00341.00	METALLIC GASKET BUNA D1/4	2
011	28.00340.00	SIMPLE SCREW FITTING 1/4 Gx26	1
012	43.13444.00	GASKET MET. BUNA	1
013	70.10246.00	CAP	1
014	618.06015.86	SCREW DIN7991	4
015	30.10043.00	SHEET 3X140X400	1
016	30.10041.00	LEVEL VISUAL INDICATOR 1	1
017	46.10047.00	OIL FILTER 180 L	1
018	46.58082.00	FITTING M/H 2GAS-1.1/2GAS	1

**10. HYDRAULIC DIAGRAM INSTALLATION**  
**HYDRAULIC TANK**

<b>FIGURE</b>	<b>REFERENCE</b>	<b>DENOMINATION</b>	<b>AMOUNT</b>
019	104.06000.00	WASHER DIN7980 D6	6
020	603.06015.86	SCREW DIN933 M6x15	6

## 10. HYDRAULIC DIAGRAM INSTALLATION LINE FILTERS

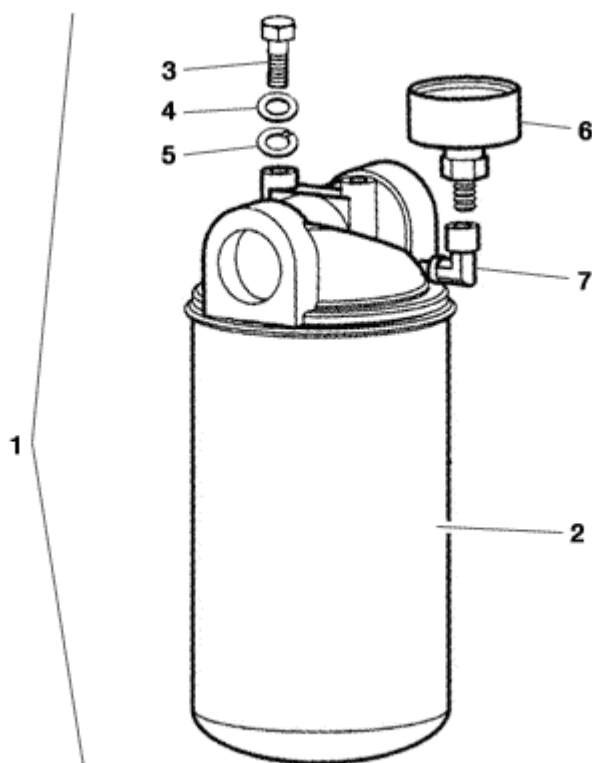


FIGURE	REFERENCE	DENOMINATION	AMOUNT
001	60.20101.00	COMPLETE OIL FILTER	1
002	60.20100.00	FILTER ELEMENT	1
003	603.08020.86	SCREW DIN933 M8x20	2
004	101.08000.66	WASHER DIN125 D8	2
005	104.08000.00	WASHER DIN7980 D8	2
006	60.20102.00	INDICATOR	1

# 10. HYDRAULIC DIAGRAM INSTALLATION TRANSMISSION

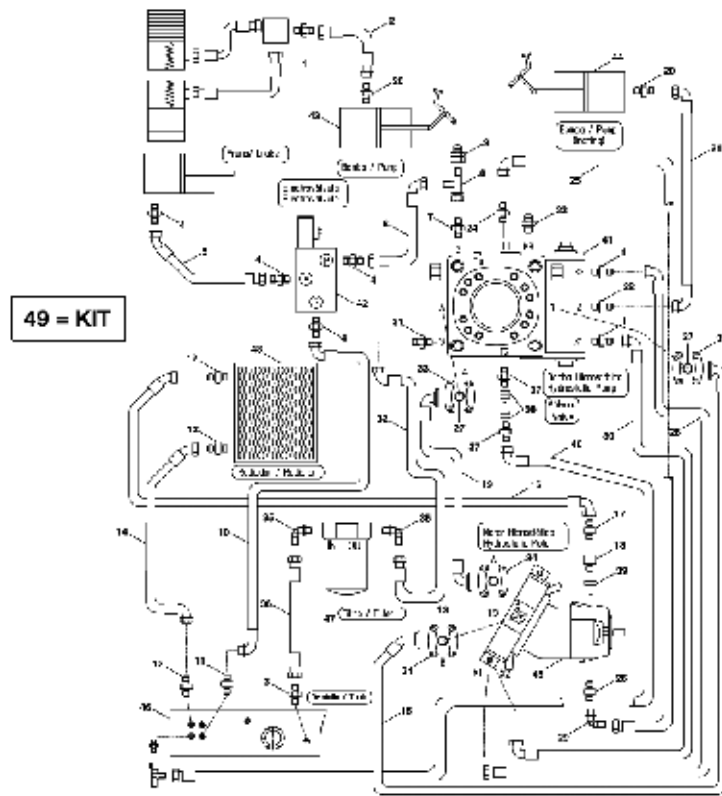


FIGURE	REFERENCE	DENOMINATION	AMOUNT
001	57.10316.00	FITTING M/M M14X1.5-M12X1.5	3
002	30.10303.00	HYDRAULIC HOSE R1T1/4 1110 TL-TL	1
003	12.10301.00	FITTING M/M M36-1G	1
004	20.10242.00	NIPPLE M/M	4
005	30.10304.00	HYDRAULIC HOSE R1T1/4 960 TL-C45 TL	1
006	30.10305.00	HYDRAULIC HOSE R1T1/4 660 TL-C90 TL	1
007	46.10846.00	FITTING M/M M16XM14	1
008	46.10401.00	NIPPLE	1
009	46.10402.00	FITTING M/H M16	1
010	30.10308.00	HYDRAULIC HOSE R1T1/4 1770 C90TL-C90TL	1
011	46.10849.00	FITTING M/M M16-3/8BSP	1
012	57.10307.00	FITTING M/M M30X2/3/4BSP	3
013	30.10302.00	GASKET 1	2
014	30.10331.00	HYDRAULIC HOSE R1T3/4 1475 C90 TL-C90 T	1
015	30.10314.00	HYDRAULIC HOSE R1T3/4 880 BR90 - BR90	1
016	30.10309.00	HYDRAULIC HOSE R1T3/4 2525 C90TL-C45TL	1
017	70.10221.00	FITTING M/M M30x1/2BSP	1
018	12.10332.00	FITTING	1

## 10. HYDRAULIC DIAGRAM INSTALLATION TRANSMISSION

FIGURE	REFERENCE	DENOMINATION	AMOUNT
019	30.10315.00	HYDRAULIC HOSE R1T3/4 1400 BR90 - BR90	1
020	57.10317.00	FITTING M/M M14X1.5-7/16-20H UNF	2
021	30.10307.00	HYDRAULIC HOSE R1T1/4 2740 C90TL-C90TL	1
022	12.10307.00	FITTING M/M M12X1,5-M10X1	1
023	70.10218.00	FITTING M/M M16x2-M12x1.5	1
024	70.10210.00	FITTING M/M M26xM22	1
025	30.10306.00	HYDRAULIC HOSE R1T5/8 1720 TL-C90 TL	1
026	46.10838.00	FITTING M/M M26xM18	1
027	30.10301.00	GASKET 3/4	1
028	30.10316.00	HYDRAULIC HOSE R1T1/4 1690 TL-C90 TL	1
029	46.10839.00	FITTING C90M/TL M26X1.5	1
030	30.10313.00	HYDRAULIC HOSE R1T1 1690 TL-C90 TL	1
031	46.10835.00	FITTING M/M M36xM33	1
032	30.10312.00	HYDRAULIC HOSE R1T1 530 TL-C90 TL	1
033	70.10212.00	CLAMP SAE6000 3/4	1
034	46.10845.00	CLAMP SAE6000 1	2
035	70.10202.00	FITTING C90M/M 11/4G - 11/4G	2
036	30.10311.00	HYDRAULIC HOSE R1T1 570 TL-C90 TL	1
037	46.10824.00	FITTING M/M M22x1/2BSP	2
038	08.00316.00	METALLIC GASKET BUNA D1/2 G	2
039	46.10827.00	METAL BUNA GASKET M18X1.5	1
040	30.10336.00	HYDRAULIC HOSE R1T1/2 1700 TL-C90 TL	1
041	46.10401.00	NIPPLE	1
041	57.03250.01	HYDR. PUMP 56CC HYDROMATIC	1
042	20.05005.00	SELECTION VALVE 3 WAYS	1
043	57.05010.00	BRAKE PUMP	1
044	20.03070.00	FOOT BRAKING PUMP D15.8X38 OIL MIN.	1
045	30.03020.00	HYDR. ENGINE 107CC. PISTONS DA	1
046	30.10040.00	DEPOSIT HYDRAULIC	1
047	60.20101.00	COMPLETE OIL FILTER	1
048	30.02050.00	RADIATOR	1
049	30.10300.00	PIPES KIT	1

# 10. HYDRAULIC DIAGRAM INSTALLATION SERVICE DIAGRAM

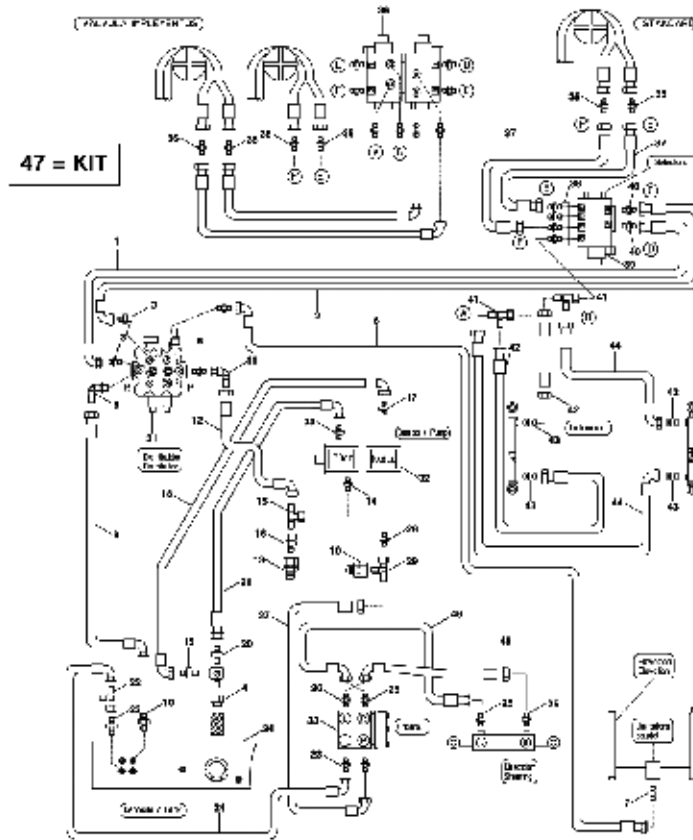


FIGURE	REFERENCE	DENOMINATION	AMOUNT
001	30.10317.00	HYDRAULIC HOSE R2T1/2 710 TL-C90 TL	1
002	30.10318.00	HYDRAULIC HOSE R2T1/2 860 TL-C90 TL	1
003	46.10824.00	FITTING M/M M22x1/2BSP	2
004	46.58082.00	FITTING M/H 2GAS-1.1/2GAS	1
005	46.10401.00	NIPPLE	2
005	70.10230.00	FITTING M/M M26x1,5- 1/2G	2
006	30.10319.00	HYDRAULIC HOSE R2T5/8 2460 TL-C90 TL	1
007	70.10207.00	FITTING M/M M26x3/4BSP	1
008	57.10341.00	FITTING	1
009	30.10321.00	HYDRAULIC HOSE R1T1 1680 TL-C90 TL	1
010	57.10343.00	FITTING M/M M36X2-3/4 GAS	2
011	46.10839.00	FITTING C90M/TL M26X1.5	1
012	30.10332.00	HYDRAULIC HOSE R2T5/8 525 TL-C90 TL	1
013	64.10226.00	FITTING	1
014	70.10230.00	FITTING M/M M26x1,5- 1/2G	1
016	30.10333.00	FITTING	1
017	70.10230.00	FITTING M/M M26x1,5- 1/2G	1
018	30.10324.00	HYDRAULIC HOSE R1T3/4 630 C90 TL-C90 TL	1

## 10. HYDRAULIC DIAGRAM INSTALLATION SERVICE DIAGRAM

FIGURE	REFERENCE	DENOMINATION	AMOUNT
019	70.10207.00	FITTING M/M M26x3/4BSP	1
020	12.10301.00	FITTING M/M M36-1G	1
021	30.10325.00	HYDRAULIC HOSE R1T1 620 TL-C90 TL	1
022	46.10911.00	FITTING FORT M/M/TL M22	1
023	46.10824.00	FITTING M/M M22x1/2BSP	2
024	30.10322.00	HYDRAULIC HOSE R1T1/2 2490 C90TL-C90TL	1
025	30.10334.00	FITTING M18X1.5	2
026	70.10229.00	FITTING M/M M18x1/2BSP	3
027	30.10323.00	HYDRAULIC HOSE R2T3/8 1500 TL - C90 TL	1
028	70.10222.00	FITTING M/M M18x3/8BSP	1
029	70.10223.00	FITTING M/M/TL M18x1,5	1
030	70.10226.00	FITTING M/TL M16x2- M18x1,5	1
031	12.10030.00	CONTROL VALVE 2E	1
032	30.10001.00	OIL PUMP DOUBLE 30/10.6CC	1
033	30.06001.00	HYDROSTATIC STEERING 200 CC	1
034	30.10040.00	DEPOSIT HYDRAULIC	1
035	57.10334.00	NIPPLE	6
036	30.10400.00	VALVE 8 WAYS	1
037	30.10330.00	HYDRAULIC HOSE R1T3/8 1200 TL - TL	2
038	46.10849.00	FITTING M/M M16-3/8BSP	4
039	30.10401.00	VALVE 6 WAYS-80 L	1
040	70.10253.00	FITTING M/M M22x3/8BSP	2
041	30.10401.00	VALVE 6 WAYS-80 L	1
042	30.10328.00	HYDRAULIC HOSE R1T1/4 635 TL - C90 TL	2
043	70.10239.00	FITTING M/M M16X1,5 - 1/4GAS	4
044	30.10329.00	HYDRAULIC HOSE R1T1/4 2030 TL - C90 TL	2
045	30.10326.00	HYDRAULIC HOSE R2T3/8 2710 TL - C90 TL	1
046	30.10327.00	HYDRAULIC HOSE R2T3/8 3080 TL - C90 TL	1
047	30.10310.00	PIPES KIT	1

# 10. HYDRAULIC DIAGRAM INSTALLATION

## SERVICE DIAGRAM

CHASSIS: 62171

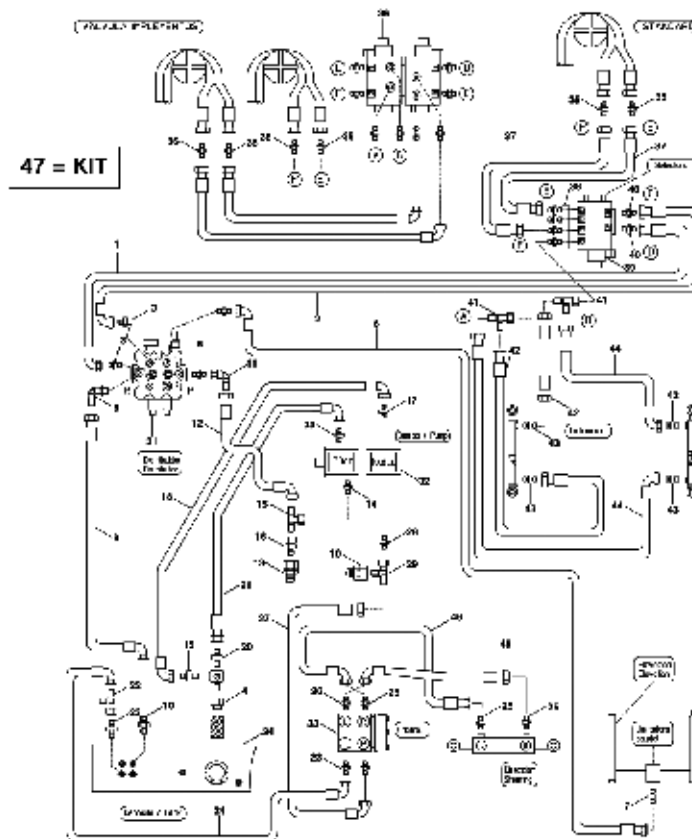


FIGURE	REFERENCE	DENOMINATION	AMOUNT
001	30.10317.00	HYDRAULIC HOSE R2T1/2 710 TL-C90 TL	1
002	30.10318.00	HYDRAULIC HOSE R2T1/2 860 TL-C90 TL	1
003	46.10824.00	FITTING M/M M22x1/2BSP	2
004	46.58082.00	FITTING M/H 2GAS-1.1/2GAS	1
005	46.10401.00	NIPPLE	2
005	70.10230.00	FITTING M/M M26x1,5- 1/2G	2
006	30.10319.00	HYDRAULIC HOSE R2T5/8 2460 TL-C90 TL	1
007	70.10207.00	FITTING M/M M26x3/4BSP	1
008	57.10341.00	FITTING	1
009	30.10321.00	HYDRAULIC HOSE R1T1 1680 TL-C90 TL	1
010	57.10343.00	FITTING M/M M36X2-3/4 GAS	2
011	46.10839.00	FITTING C90M/TL M26X1.5	1
012	30.10332.00	HYDRAULIC HOSE R2T5/8 525 TL-C90 TL	1
013	64.10226.00	FITTING	1
014	70.10230.00	FITTING M/M M26x1,5- 1/2G	1
016	30.10333.00	FITTING	1
017	70.10230.00	FITTING M/M M26x1,5- 1/2G	1
018	30.10324.00	HYDRAULIC HOSE R1T3/4 630 C90 TL-C90 TL	1



# 10. HYDRAULIC DIAGRAM INSTALLATION

## SERVICE DIAGRAM

CHASSIS: 62171

FIGURE	REFERENCE	DENOMINATION	AMOUNT
019	70.10207.00	FITTING M/M M26x3/4BSP	1
020	12.10301.00	FITTING M/M M36-1G	1
021	30.10325.00	HYDRAULIC HOSE R1T1 620 TL-C90 TL	1
022	46.10911.00	FITTING FORT M/M/TL M22	1
023	46.10824.00	FITTING M/M M22x1/2BSP	2
024	30.10322.00	HYDRAULIC HOSE R1T1/2 2490 C90TL-C90TL	1
025	30.10334.00	FITTING M18X1.5	2
026	70.10229.00	FITTING M/M M18x1/2BSP	3
027	30.10323.00	HYDRAULIC HOSE R2T3/8 1500 TL - C90 TL	1
028	70.10222.00	FITTING M/M M18x3/8BSP	1
029	70.10223.00	FITTING M/M/TL M18x1,5	1
030	70.10226.00	FITTING M/TL M16x2- M18x1,5	1
031	12.10030.00	CONTROL VALVE 2E	1
032	30.10002.00	OIL PUMP 30/14.6 CC DOUBLE	1
033	30.06002.00	HYDR. STEERING 160 CC	1
034	30.10040.00	DEPOSIT HYDRAULIC	1
035	57.10334.00	NIPPLE	6
036	30.10400.00	VALVE 8 WAYS	1
037	30.10330.00	HYDRAULIC HOSE R1T3/8 1200 TL - TL	2
038	46.10849.00	FITTING M/M M16-3/8BSP	4
039	30.10401.00	VALVE 6 WAYS-80 L	1
040	70.10253.00	FITTING M/M M22x3/8BSP	2
041	30.10401.00	VALVE 6 WAYS-80 L	1
042	30.10328.00	HYDRAULIC HOSE R1T1/4 635 TL - C90 TL	2
043	70.10232.00	FITTING C90M/M M16-1.5x1/4BSP	4
044	30.10329.00	HYDRAULIC HOSE R1T1/4 2030 TL - C90 TL	2
045	30.10326.00	HYDRAULIC HOSE R2T3/8 2710 TL - C90 TL	1
046	30.10327.00	HYDRAULIC HOSE R2T3/8 3080 TL - C90 TL	1
047	30.10310.00	PIPES KIT	1

# 10. HYDRAULIC DIAGRAM INSTALLATION

## SERVICE DIAGRAM

CHASSIS: 75464

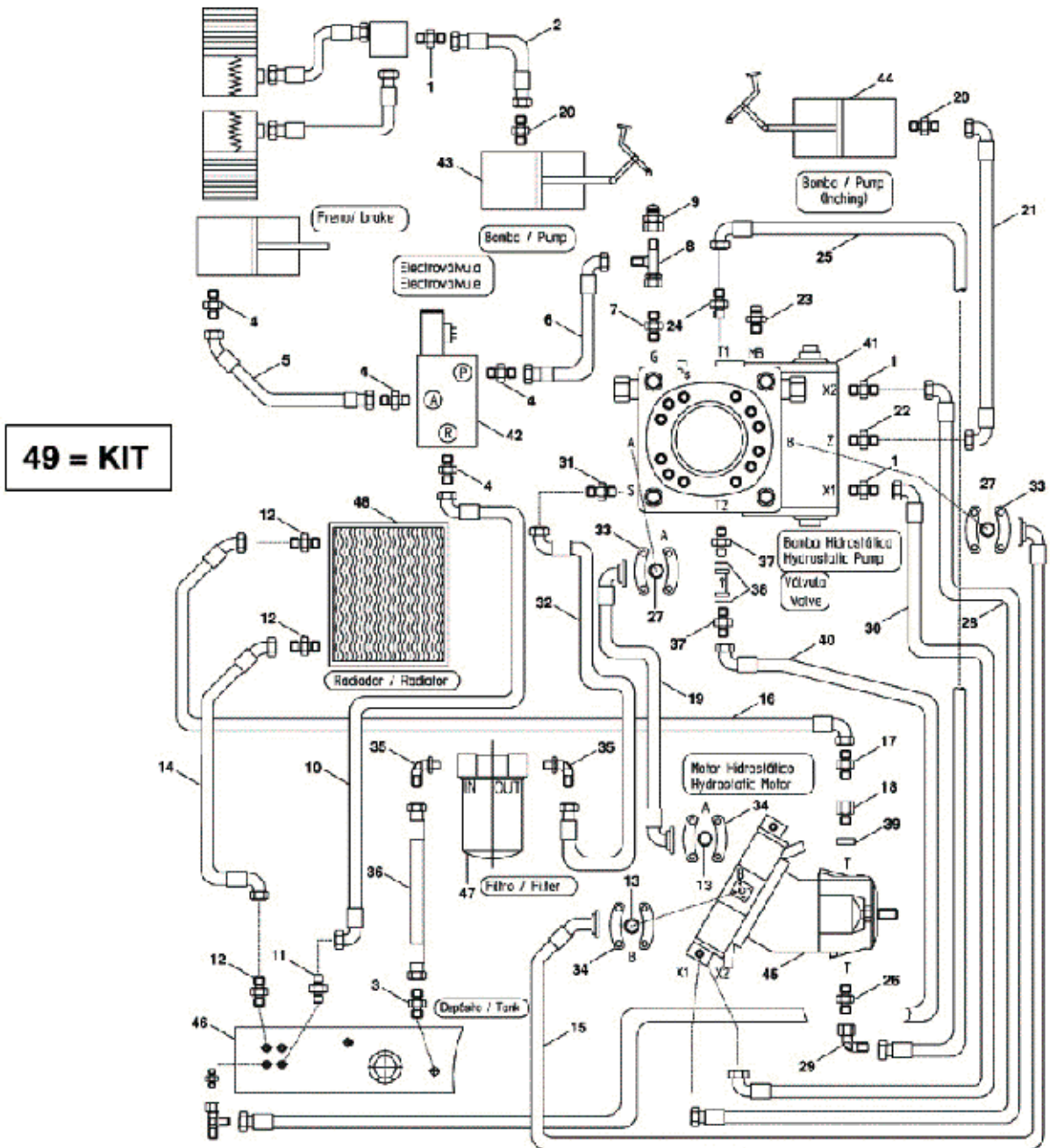


FIGURE	REFERENCE	DENOMINATION	AMOUNT
001	30.10317.00	HYDRAULIC HOSE R2T1/2 710 TL-C90 TL	1
002	30.10318.00	HYDRAULIC HOSE R2T1/2 860 TL-C90 TL	1
003	46.10824.00	FITTING M/M M22x1/2BSP	2
004	46.58082.00	FITTING M/H 2GAS-1.1/2GAS	1
005	46.10401.00	NIPPLE	2
005	70.10230.00	FITTING M/M M26x1,5- 1/2G	2
006	30.10319.00	HYDRAULIC HOSE R2T5/8 2460 TL-C90 TL	1
007	70.10207.00	FITTING M/M M26x3/4BSP	1
008	57.10341.00	FITTING	1

009	30.10321.00	HYDRAULIC HOSE R1T1 1680 TL-C90 TL	1
010	57.10343.00	FITTING M/M M36X2-3/4 GAS	2
011	46.10839.00	FITTING C90M/TL M26X1.5	1
012	30.10332.00	HYDRAULIC HOSE R2T5/8 525 TL-C90 TL	1
013	64.10226.00	FITTING	1
014	70.10230.00	FITTING M/M M26x1,5- 1/2G	1
016	30.10333.00	FITTING	1
017	70.10230.00	FITTING M/M M26x1,5- 1/2G	1
018	30.10324.00	HYDRAULIC HOSE R1T3/4 630 C90 TL-C90 TL	1
019	70.10207.00	FITTING M/M M26x3/4BSP	1
020	12.10301.00	FITTING M/M M36-1G	1
021	30.10325.00	HYDRAULIC HOSE R1T1 620 TL-C90 TL	1
022	46.10911.00	FITTING FORT M/M/TL M22	1
023	46.10824.00	FITTING M/M M22x1/2BSP	2
024	30.10322.00	HYDRAULIC HOSE R1T1/2 2490 C90TL-C90TL	1
025	30.10334.00	FITTING M18X1.5	2
026	70.10229.00	FITTING M/M M18x1/2BSP	3
027	30.10323.00	HYDRAULIC HOSE R2T3/8 1500 TL - C90 TL	1
028	70.10222.00	FITTING M/M M18x3/8BSP	1
029	70.10223.00	FITTING M/M/TL M18x1,5	1
030	70.10226.00	FITTING M/TL M16x2- M18x1,5	1
031	12.10030.00	CONTROL VALVE 2E	1
032	30.10002.01	HYDROSTATIC PUMP 30+14.5CM3	1
033	30.06002.00	HYDR. STEERING 160 CC	1
034	30.10040.00	DEPOSIT HYDRAULIC	1
035	57.10334.00	NIPPLE	6
036	30.10400.00	VALVE 8 WAYS	1

## 10. HYDRAULIC DIAGRAM INSTALLATION

### SERVICE DIAGRAM

CHASSIS: 75464

FIGURE	REFERENCE	DENOMINATION	AMOUNT
037	30.10330.00	HYDRAULIC HOSE R1T3/8 1200 TL - TL	2
038	46.10849.00	FITTING M/M M16-3/8BSP	4
039	30.10401.00	VALVE 6 WAYS-80 L	1
040	70.10253.00	FITTING M/M M22x3/8BSP	2
041	30.10401.00	VALVE 6 WAYS-80 L	1
042	30.10328.00	HYDRAULIC HOSE R1T1/4 635 TL - C90 TL	2
043	70.10232.00	FITTING C90M/M M16-1.5x1/4BSP	4
044	30.10329.00	HYDRAULIC HOSE R1T1/4 2030 TL - C90 TL	2
045	30.10326.00	HYDRAULIC HOSE R2T3/8 2710 TL - C90 TL	1
046	30.10327.00	HYDRAULIC HOSE R2T3/8 3080 TL - C90 TL	1

047

30.10310.00

PIPES KIT

1

## 10. HYDRAULIC DIAGRAM INSTALLATION VALVES

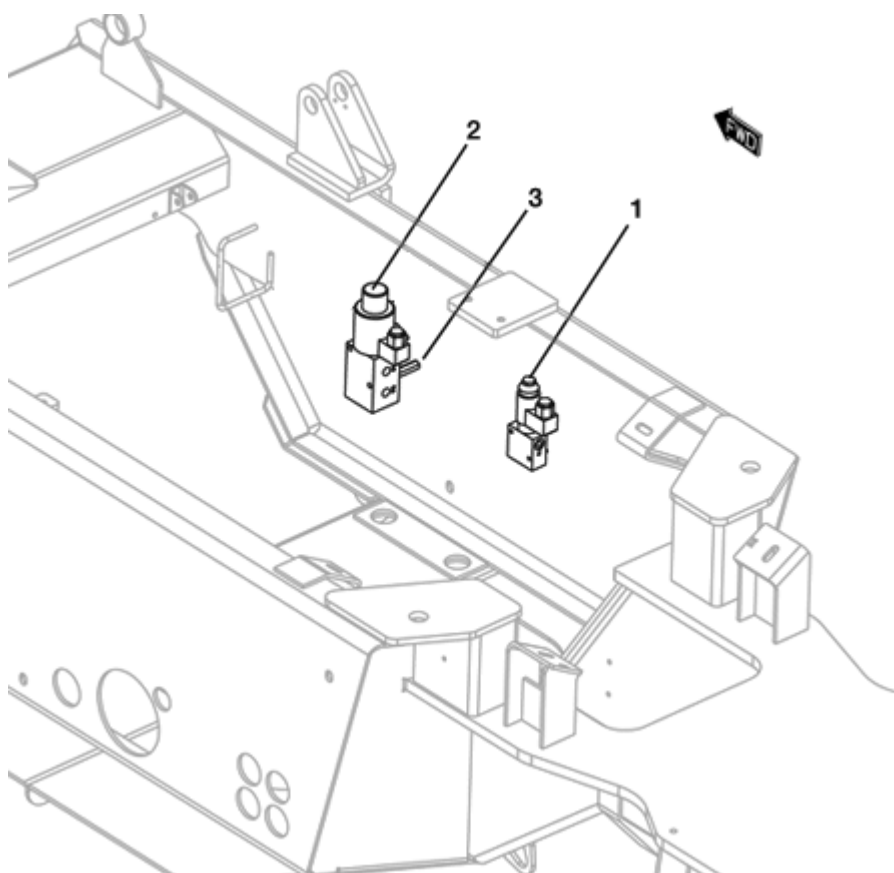


FIGURE	REFERENCE	DENOMINATION	AMOUNT
001	20.05005.00	SELECTION VALVE 3 WAYS	1
002	30.10401.00	VALVE 6 WAYS-80 L	1
003	20.10203.00	SPACER	2

# 11. ELECTRIC INSTALLATION

## JOYSTICK / COMPEN

### 1 Full joystick / joystick completo

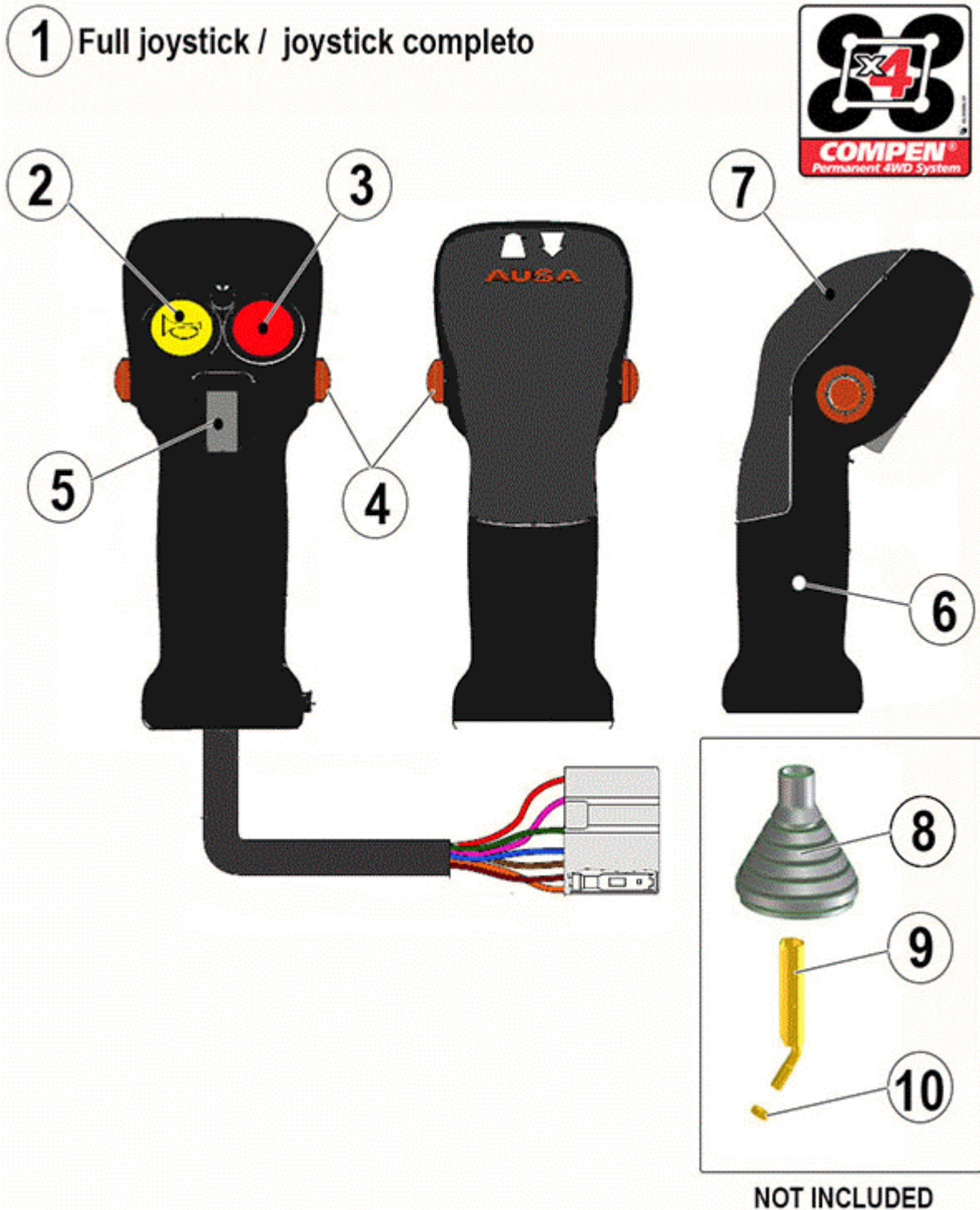


FIGURE	REFERENCE	DENOMINATION	AMOUNT
001	12.11013.00	JOYSTICK	1
002	10.14322.00	HORN BUTTON	1
003	10.14323.00	2ND SPEED BUTTON	1
004	10.14319.00	BUTTON 4TH VALVE	2
005	10.14329.01	SWITCH OTTO F-N-R	1
006	10.14328.03	CONTROL LEVER	1

007	12.11013.02	TOP COVER JOYSTICK	1
008	43.50349.00	DUST PROTECTOR	1
009	10.13154.02	AXIS CIL/ROS 180XD25XM10	1
010	701.10000.66	NUT DIN934 M10x1.5	1

# 11. ELECTRIC INSTALLATION

## JOYSTICK / FULL GRIP

### 1 Full joystick / joystick completo

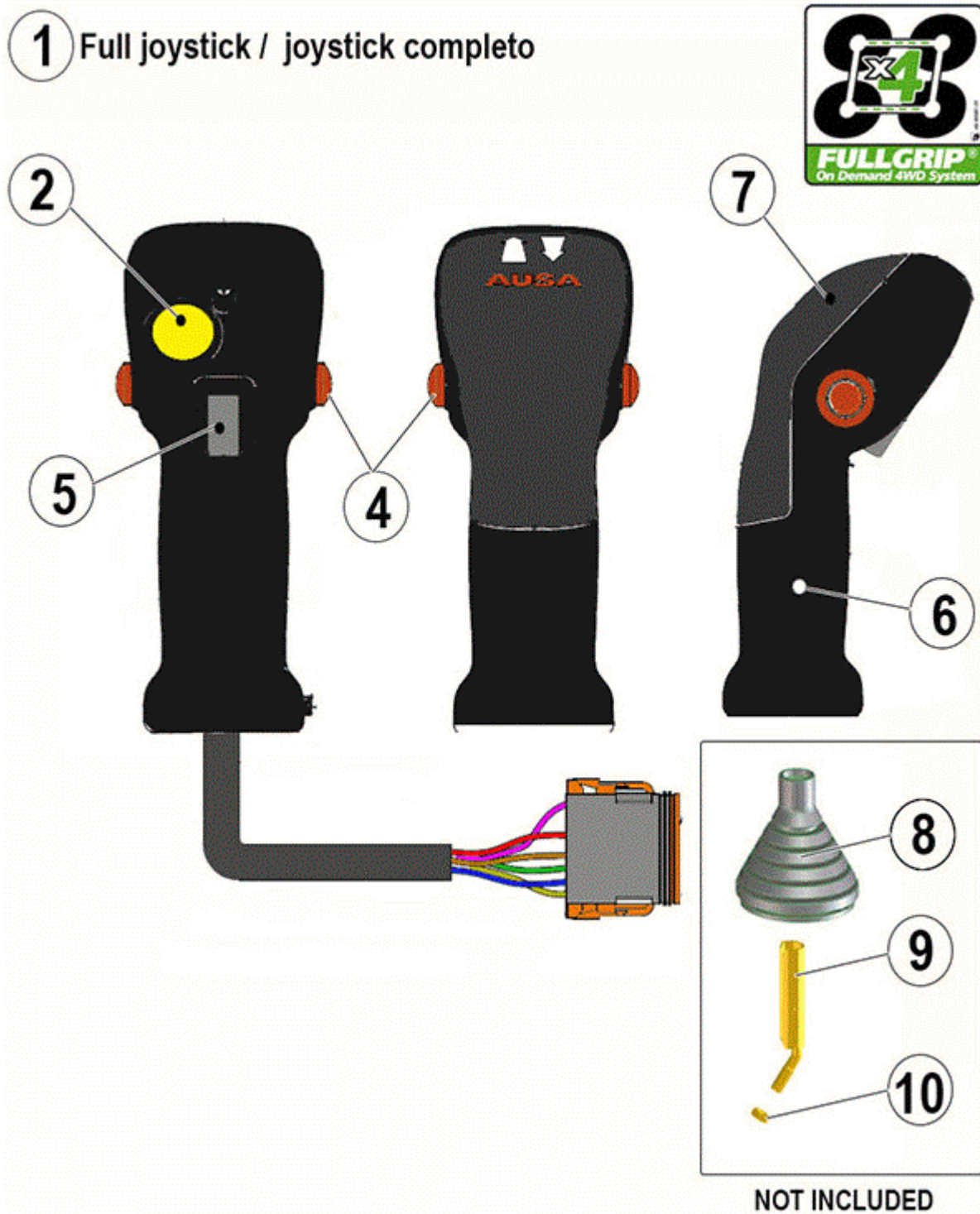


FIGURE	REFERENCE	DENOMINATION	AMOUNT
001	35.11181.00	JOYSTICK	1
002	10.14324.00	PUSCH BUTTOM	1
004	10.14319.00	BUTTON 4TH VALVE	2
005	10.14329.01	SWITCH OTTO F-N-R	1
006	35.11192.00	BODY JOYSTICK	1
007	12.11013.02	TOP COVER JOYSTICK	1



008	43.50349.00	DUST PROTECTOR	1
009	10.13154.02	AXIS CIL/ROS 180XD25XM10	1
010	701.10000.66	NUT DIN934 M10x1.5	1

# 11. ELECTRIC INSTALLATION

## BATTERY

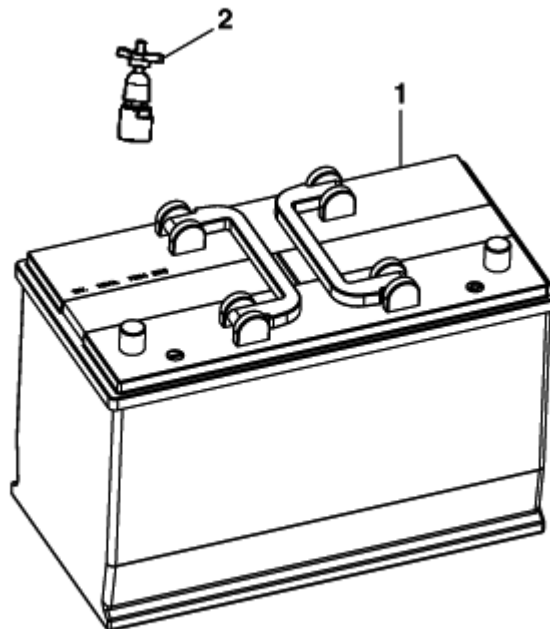


FIGURE	REFERENCE	DENOMINATION	AMOUNT
001	64.11110.00	BATTERY MHD 110.0	1
002	20.11007.00	DISCONNECTOR	1

# 11. ELECTRIC INSTALLATION

## BATTERY

CHASSIS: 60884

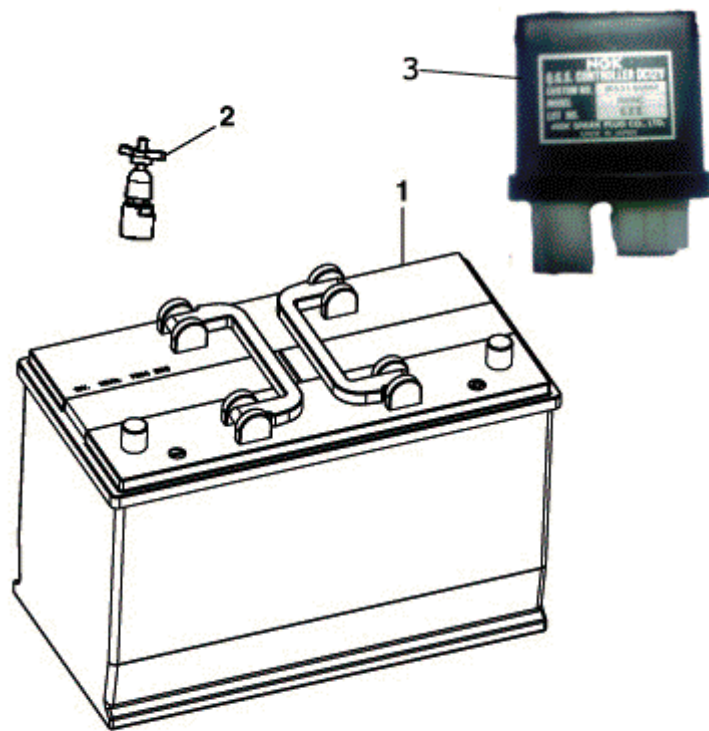


FIGURE	REFERENCE	DENOMINATION	AMOUNT
001	64.11110.01		1
002	20.11007.00	DISCONNECTOR	1
003	70.11334.00		1

# 11. ELECTRIC INSTALLATION

## BATTERY

CHASSIS: 62988

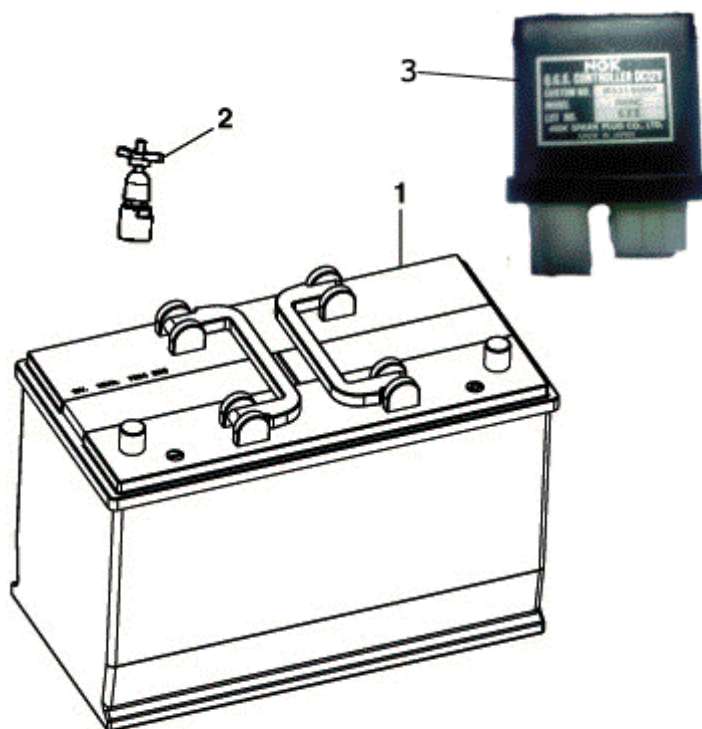


FIGURE	REFERENCE	DENOMINATION	AMOUNT
001	64.11110.01		1
002	20.11007.00	DISCONNECTOR	1
003	70.11334.00		1

# 11. ELECTRIC INSTALLATION

## BATTERY SUPPORT

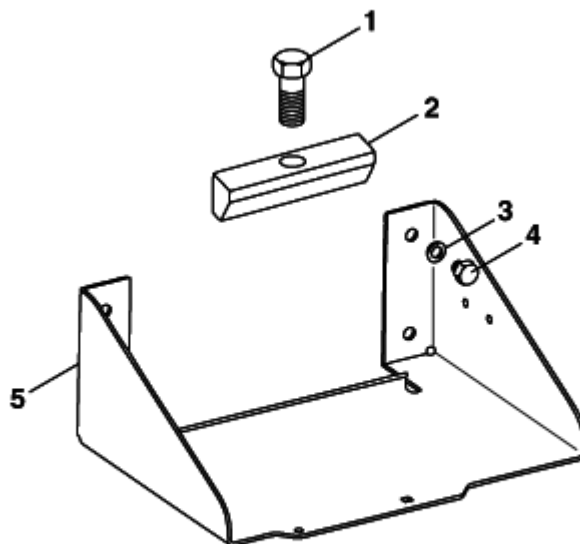


FIGURE	REFERENCE	DENOMINATION	AMOUNT
001	604.06030.86	SCREW DIN931	1
002	20.11001.00	TRAMO I/E TRANSMISION	1
003	104.10000.00	WASHER DIN7980 D10	4
004	603.10015.86	SCREW DIN933	4
005	57.11100.00	SUPPORT	1

# 11. ELECTRIC INSTALLATION

## CABLE INSTALLATION

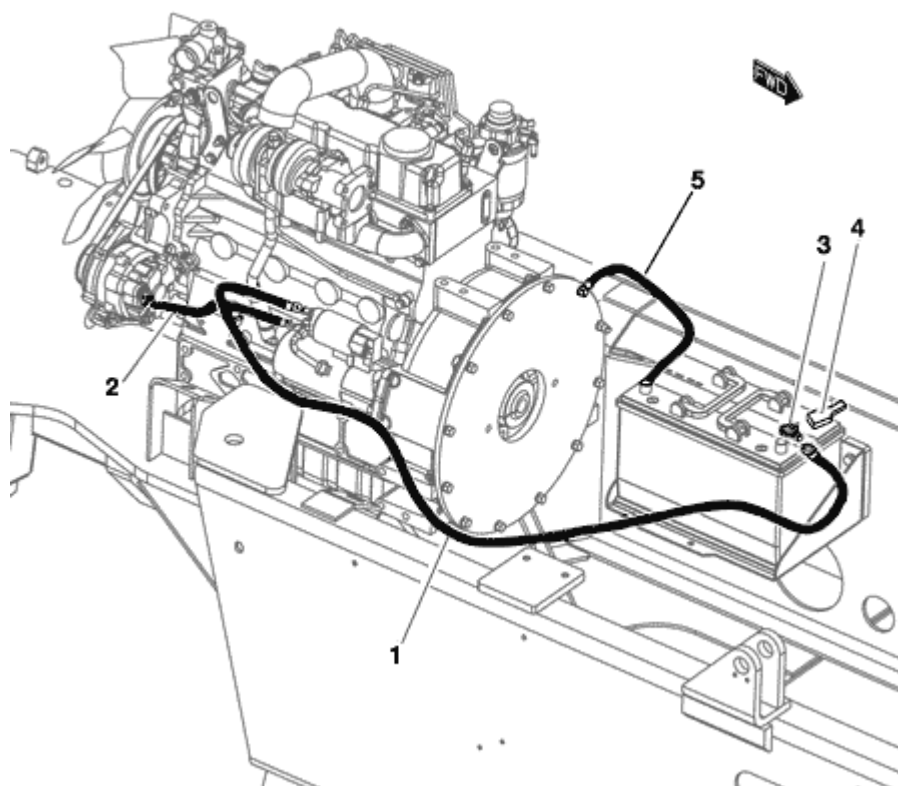


FIGURE	REFERENCE	DENOMINATION	AMOUNT
001	57.11004.00	POSITIVE WIRING HARNESS	1
002	57.11006.00	ELECTRICAL CABLE	1
003	64.11114.00		1
004	64.11115.00	PROTECTOR	1
005	57.11005.00	NEGATIVE ELECTRIC CABLE	1

# 11. ELECTRIC INSTALLATION

## ELECTRICAL CONNECTION (GENERAL SECTION)

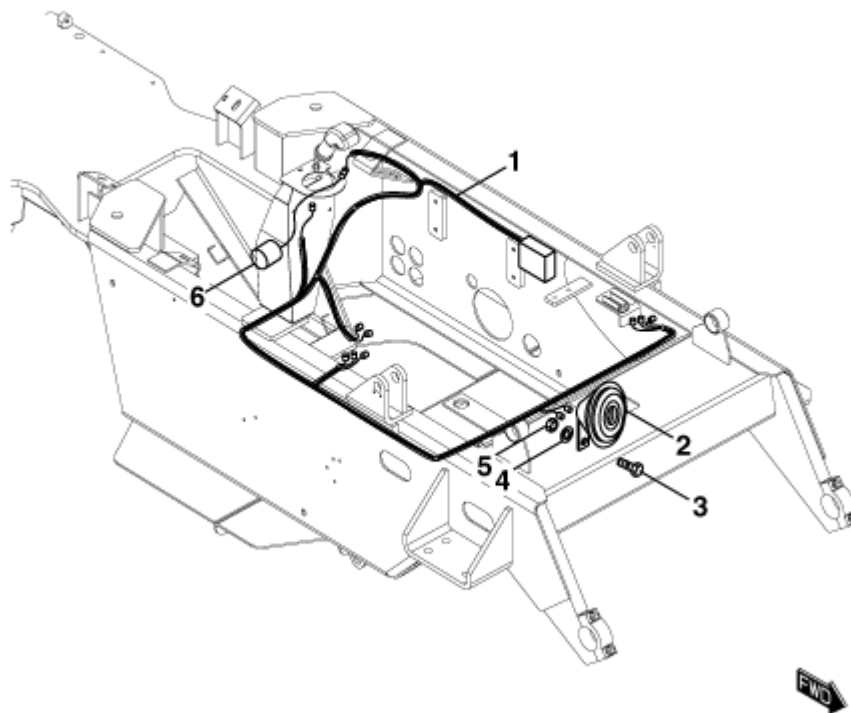


FIGURE	REFERENCE	DENOMINATION	AMOUNT
001	57.11001.01	WIRING HARNESS	1
002	70.11309.00	HORN	1
003	603.08020.86	SCREW DIN933 M8x20	1
004	104.08000.00	WASHER DIN7980 D8	1
005	711.08000.66	NUT DIN982 M8	1
006	02.14110.01	HORN	1

## 11. ELECTRIC INSTALLATION ENGINE WIRING HARNESS

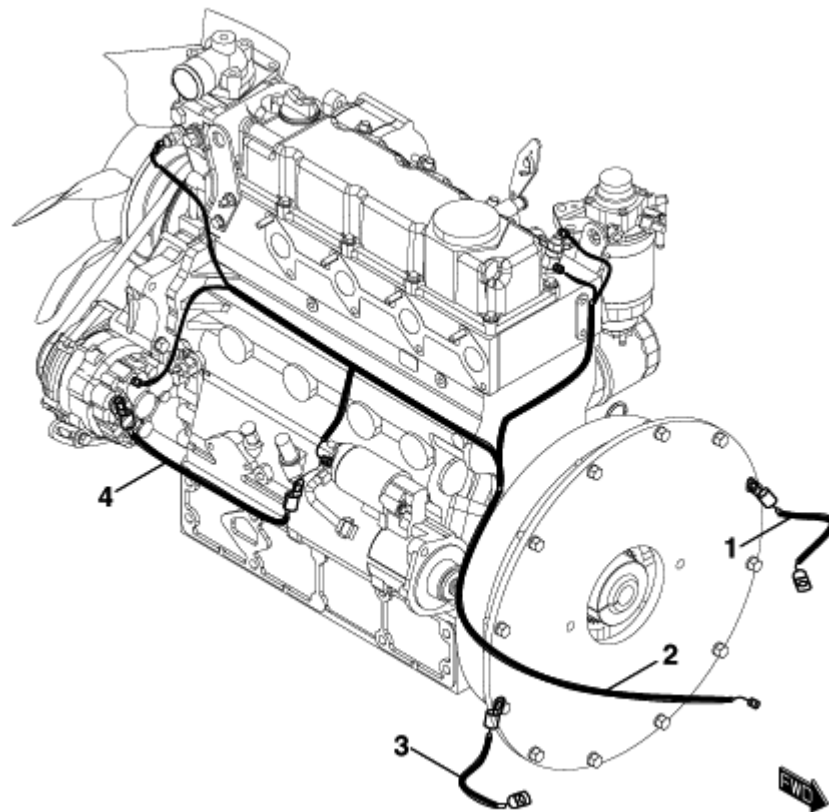


FIGURE	REFERENCE	DENOMINATION	AMOUNT
002	57.11003.00	WIRING HARNESS	1
004	57.11006.00	ELECTRICAL CABLE	1



## 11. ELECTRIC INSTALLATION LIGHTS WIRING HARNESS

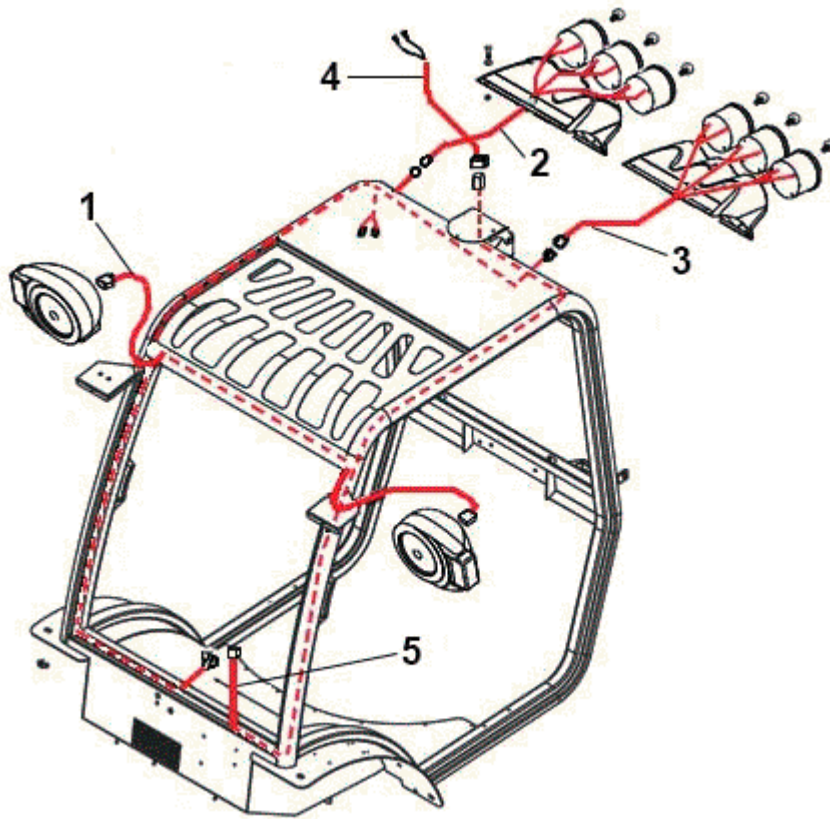


FIGURE	REFERENCE	DENOMINATION	AMOUNT
001	12.11010.00	MAIN LIGHTS WIRING HARNESS	1
002	12.11011.00	REAR RIGHT LIGHTS WIRING HARNESS	1
003	12.11012.00	REAR LEFT LIGHTS WIRING HARNESS	1
004	12.11005.00	ROTATIVE BEACON WIRING HARNESS EXTENDED	1
005	12.11004.00	ROTATIVE BEACON WIRING HARNESS	1

## 11. ELECTRIC INSTALLATION FRONT LIGHTING

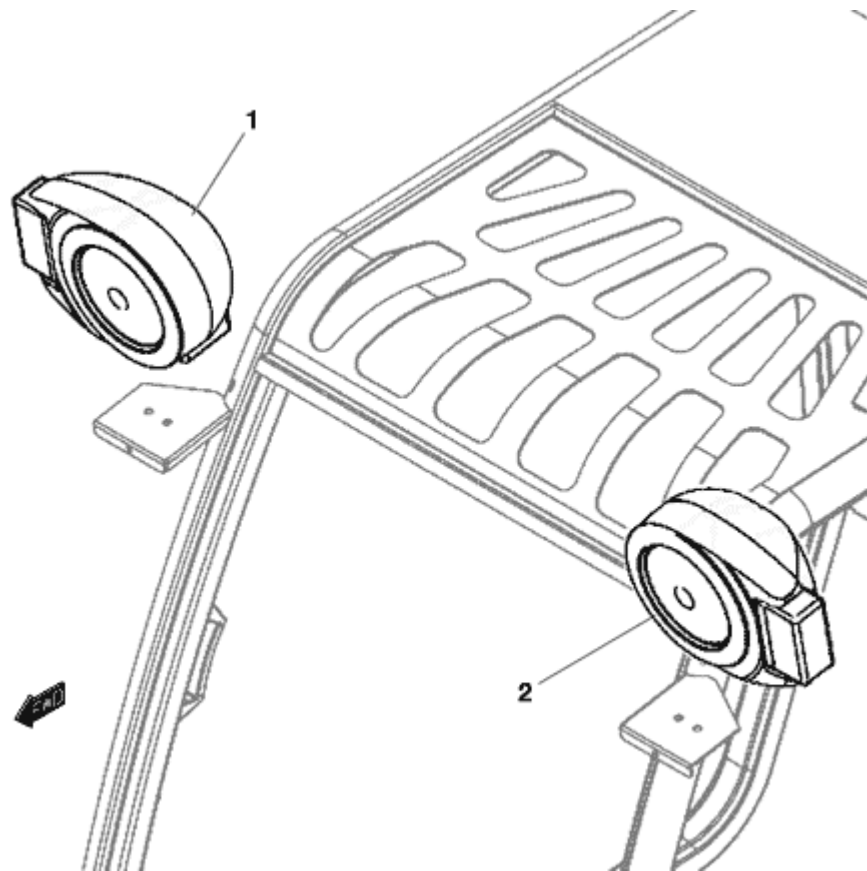


FIGURE	REFERENCE	DENOMINATION	AMOUNT
001	46.11061.00	RIGHT FRONT LIGHT	1
002	46.11062.00	LEFT FRONT LIGHT	1

# 11. ELECTRIC INSTALLATION

## REAR LIGHTING

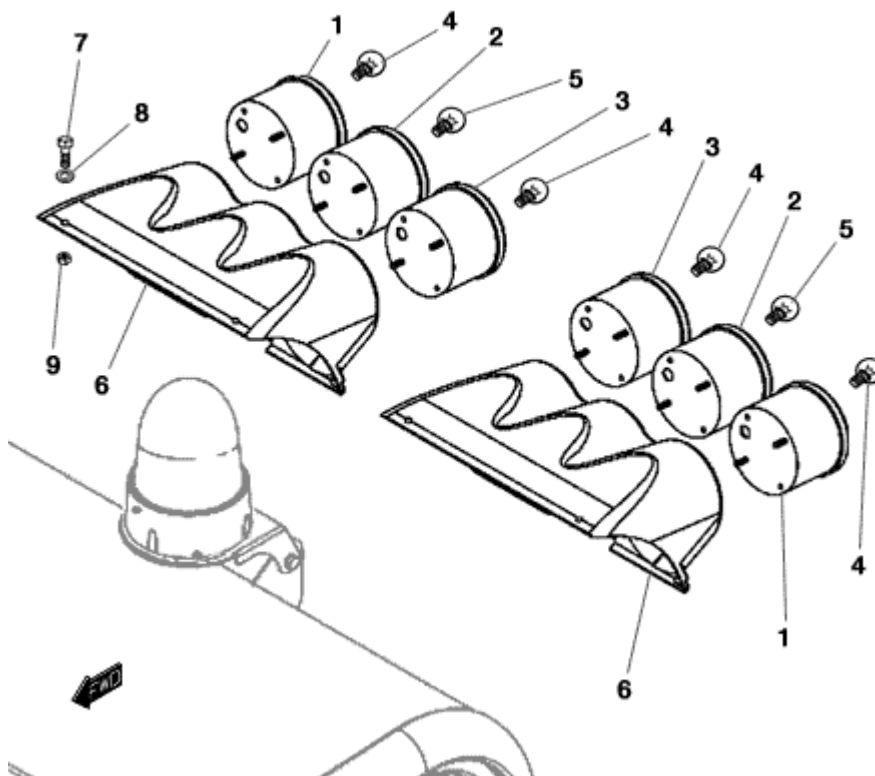


FIGURE	REFERENCE	DENOMINATION	AMOUNT
001	13.11119.00	REAR INTERMITENT PILOT	2
002	13.11118.00	BRAKE LIGHT PILOT	2
003	13.11120.00	REVERSE PILOT	2
004	31.01329.00	LAMP 12V 21W	4
005	31.01331.00	LAMP 12V 21W/5W	2
006	12.11001.01	LIGHTS FIXING SUPPORT 145X198X318	2
007	630.06020.96	SCREW ISO7380 M6x20	8
008	104.06000.00	WASHER DIN7980 D6	8
009	101.06000.66	WASHER DIN125 D6	8

## 12. FINISHES

### STICKERS & PLATES (PART 1)

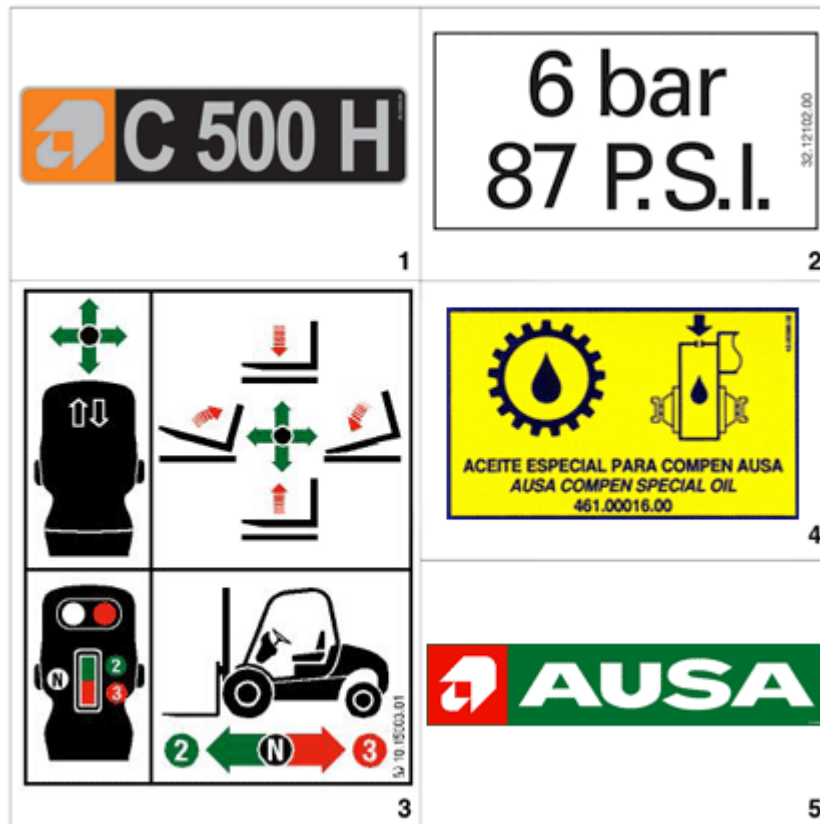


FIGURE	REFERENCE	DENOMINATION	AMOUNT
001	30.12002.00	C 500 H INDICATOR 68X269	2
002	32.12102.00	ADH. IND. PLATE 6 BAR 87 PSI	4
003	10.15003.01	PLATE AD. INDI	1
004	43.00396.02	ADHESIVE PLATE 60X95	1
005	13.12136.00	ADHESIVE 450x92	4

## 12. FINISHES

### STICKERS & PLATES (PART 2)




FIGURE	REFERENCE	DENOMINATION	AMOUNT
001	43.01352.20	PLATE AD. INDI	1
002	09.15720.00	PLATE AD. INDI	4
004	43.01356.00	PLATE AD. INDI	1
005	12.12010.00	ADHESIVE	1

## 12. FINISHES

### STICKERS & PLATES (PART 3)



FIGURE	REFERENCE	DENOMINATION	AMOUNT
001	10.15005.01	PLATE AD. INDI	1
002	20.12012.00	PLATE AD. INDI	2
003	43.70780.00	PLATE AD. INDI	1
004	45.19101.00	PLATE AD. INDI	2
005	00.00013.00	ADHESIVE	1
006	01.00757.00	PLATE AD. INDI	1

## 12. FINISHES

### STICKERS & PLATES (PART 4)



FIGURE	REFERENCE	DENOMINATION	AMOUNT
001	43.01170.02	PLATE AD. INDI	1
002	02.00774.00	PLATE AD. INDI	1
003	58.01353.01	PLATE AD. INDI	2
004	09.12014.00	ADHESIVE	1
005	45.01352.00	PLATE AD. INDI	2

## 12. FINISHES

### STICKERS & PLATES (PART 5)

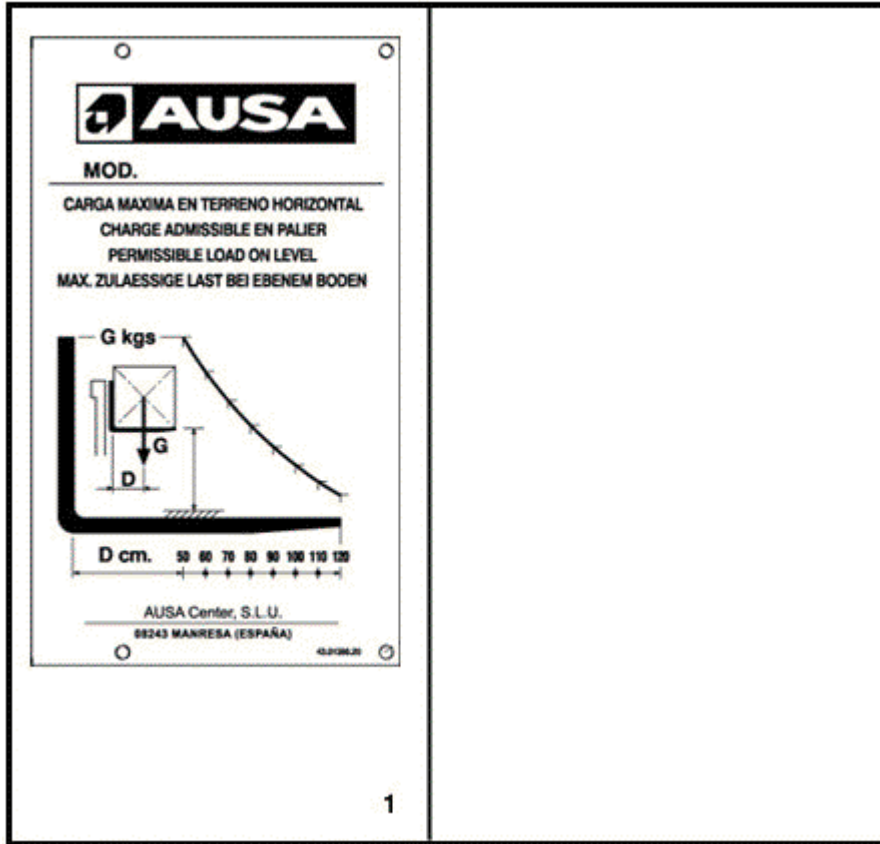


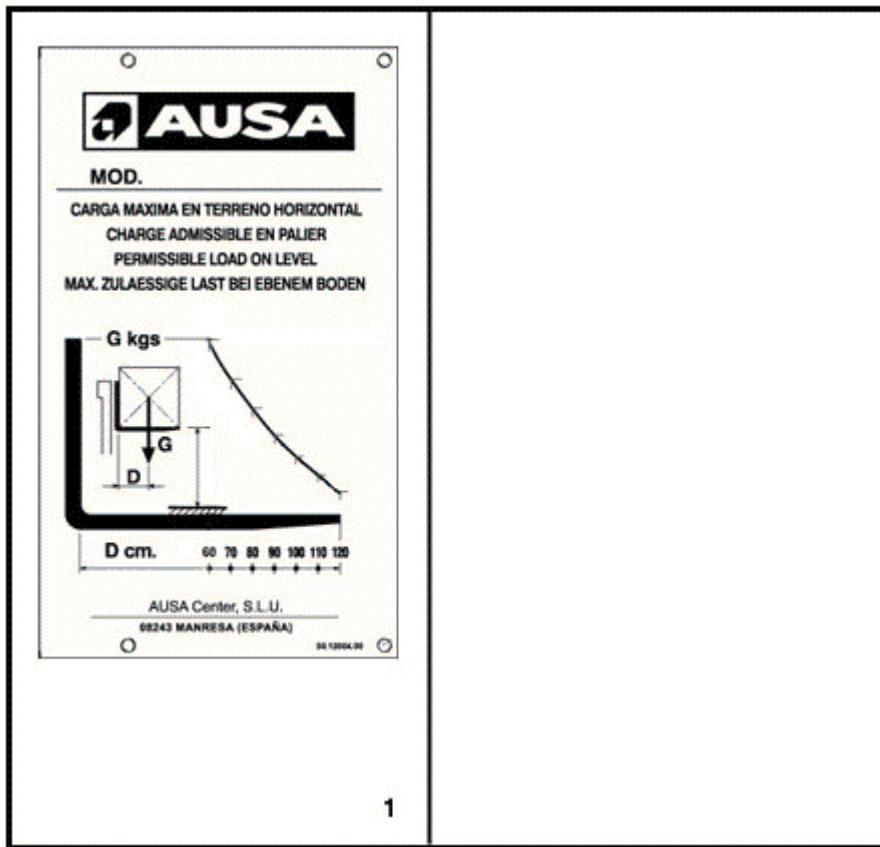
FIGURE	REFERENCE	DENOMINATION	AMOUNT
001	43.01350.20	PLATE CHARAC.	1



## 12. FINISHES

### STICKERS & PLATES (PART 5)

CHASSIS: 61283



1

FIGURE	REFERENCE	DENOMINATION	AMOUNT
001	30.12004.00		1

## 12. FINISHES

### FINISHED FRANCE

 <p style="text-align: right;"><b>1</b></p>	 <p style="text-align: right;"><b>2</b></p>

FIGURE	REFERENCE	DENOMINATION	AMOUNT
001	02.00778.00	PLATE AD. INDI	1
002	43.02187.01	PLATE AD. INDI	1

## 12. FINISHES

### FINISHED UK

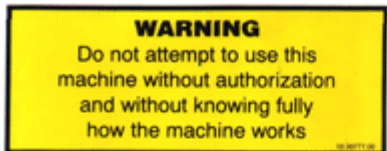


 <p style="text-align: right;"><b>1</b></p>	 <p style="text-align: right;"><b>2</b></p>
 <p style="text-align: right;"><b>3</b></p>	

FIGURE	REFERENCE	DENOMINATION	AMOUNT
001	02.00777.00	PLATE AD. INDI	1
002	43.70780.01	PLATE AD. INDI	1
003	43.02187.02	PLATE AD. INDI	1

## 12. FINISHES FINISHED GERMANY

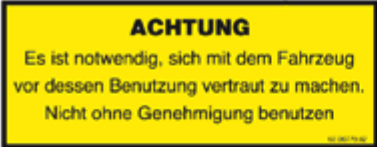


 <p style="text-align: right;"><b>1</b></p>	 <p style="text-align: right;"><b>2</b></p>
 <p style="text-align: right;"><b>3</b></p>	

FIGURE	REFERENCE	DENOMINATION	AMOUNT
001	02.00779.02	PLATE AD. INDI	1
002	43.70780.01	PLATE AD. INDI	1
003	43.02187.03	PLATE AD. INDI	1

## 12. FINISHES FINISHED POLAND



FIGURE	REFERENCE	DENOMINATION	AMOUNT
001	02.00774.03	AD. INDI. PLATE 50X120 PL.	1
002	43.70780.04	AD. INDI. PLATE 60X100 FRENO	1
003	43.02187.07	AD. INDI. PLATE 70X210 POSLKI	1
004	43.01170.04	AD. INDI. PLATE 90X45 POLSKI	1
005	01.00779.22	PLATE CHARAC.	1
006	02.00765.02	ADH. PLATE 40X80	1

**01.OPTION/DEUTZ (USA-EU)**  
**USA FINISHINGS**




FIGURE	REFERENCE	DENOMINATION	AMOUNT
001	10.15006.01	INDICATIVE STICKER 60X75 JOYSTICK FUNCTION	1
002	43.01350.29	GRAPHIC 91X156 PLATE FEATURE	1
003	02.00766.00	INDICATIVE STICKER 40x80 USA DO NOT TOUCH	1

004 02.00764.03 INDICATIVE ADHESIVE 40X80 ENGLISH

1

## 12. FINISHES

### TOOLS BAG

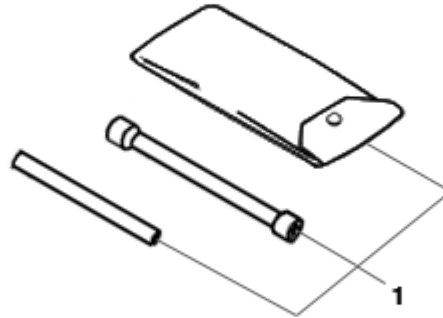


FIGURE	REFERENCE	DENOMINATION	AMOUNT
001	30.12010.00	TOOLS BAG 3 KEYS	1



## OPTION AND VARIANTS

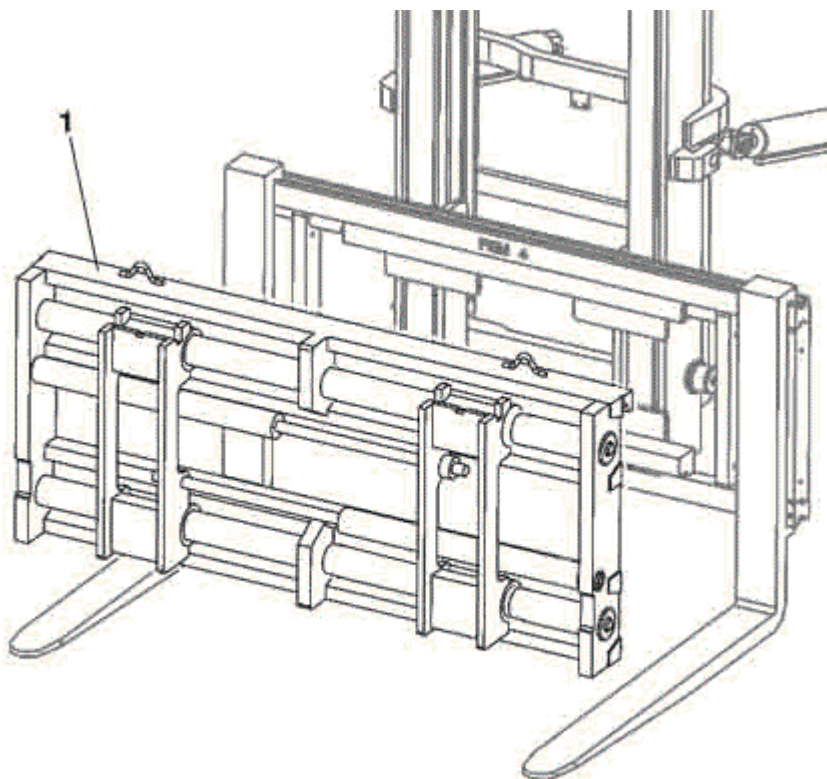


FIGURE	REFERENCE	DENOMINATION	AMOUNT
001	30.13151.00	WELDING POSITIONER FEM4	1

## OPTION AND VARIANTS

### COMPEN 4X4 REDUCTION GEARS (PART 1)

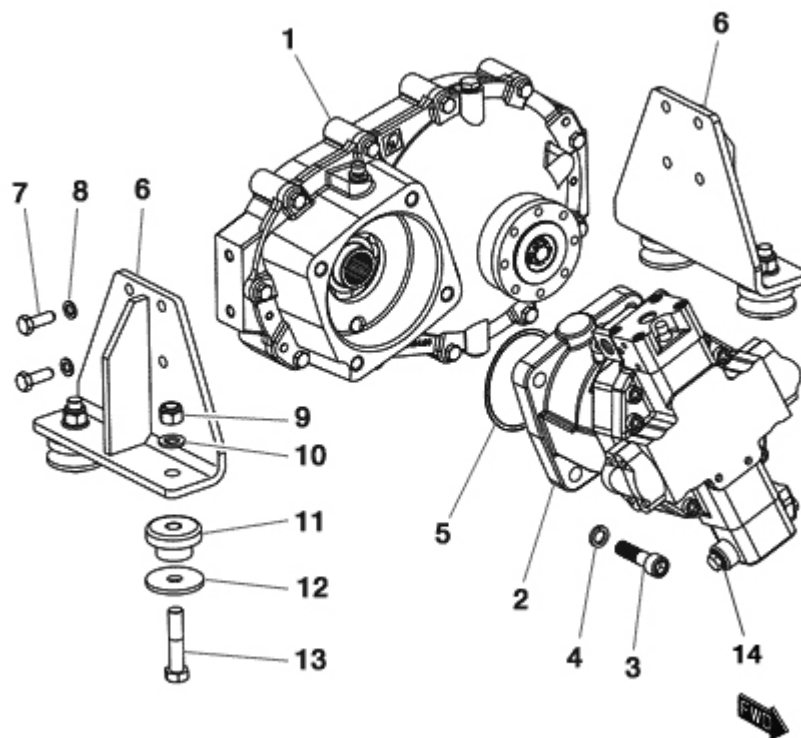


FIGURE	REFERENCE	DENOMINATION	AMOUNT
001	30.03100.00	C 400 H x4 REDUCER BOX	1
002	30.03020.00	HYDR. ENGINE 107CC. PISTONS DA	1
003	601.16060.86	HEXAGON SOCKET HEAD SCREW DIN912 M16x60	4
004	104.16000.00	CIR-CLIP EXT. DIN7980	4
005	201.16003.50	GASKET DIN3770 160X3	1
006	30.03170.00	FIXING SUPPORT 80X203X260	2
007	603.12035.86	SCREW DIN933	8
008	104.12000.00	WASHER DIN7980 D12	8
009	711.16000.66	NUT DIN982 M16 8.8 K	4
010	101.16000.66	WASHER DIN125 D16	4
011	43.70381.00	PANEL	4
012	43.70833.00	WASHER 65X16X5	4
013	604.16075.86	SCREW DIN931 M16x75	4
014	RXR909603762	VALVE	1

## OPTION AND VARIANTS COMPEN 4X4 REDUCTION GEARS (PART 2)

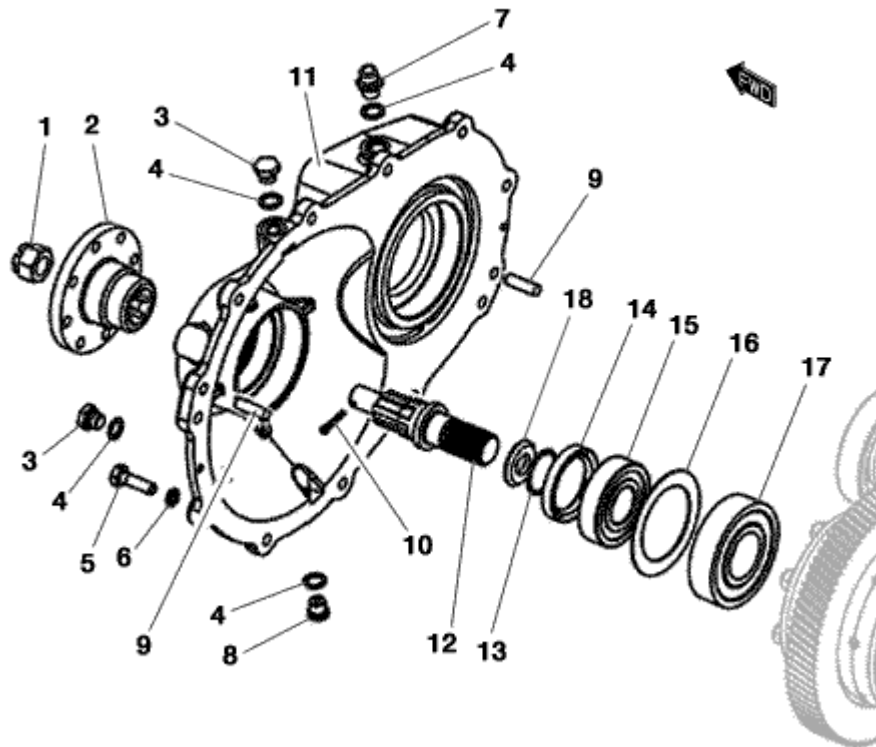


FIGURE	REFERENCE	DENOMINATION	AMOUNT
001	710.20000.66	NUT DIN935 M20x1,5	1
002	43.70610.00	COUPLING CYL/CYL	1
003	80.01035.00	SCREW DIN910*	2
004	107.14000.10	WASHER AL 14x20x1.5	4
005	604.10035.86	SCREW DIN931	11
006	104.10000.00	WASHER DIN7980 D10	11
007	20.03104.00	CAP	1
008	10.00921.00	CAP M14X150 DIN908	1
009	403.10035.00	PIN DIN6325 D10X35	2
010	401.35040.60	PIN	1
011	30.03104.00	REDUCTOR COVER	1
012	43.03791.00	SHAFT DEN/ROS	1
013	201.37003.50	O-RING DIN3770	1
014	205.50010.50	SEAL DIN3760	1
015	301.35021.00	BEARING DIN625	1
016	43.70403.00	PANEL 1.5X72X100	1
017	301.45025.00	BEARING DIN625	1
018	15.00368.02	WASHER	1

## OPTION AND VARIANTS

### COMPEN 4X4 REDUCTION GEARS (PART 3)

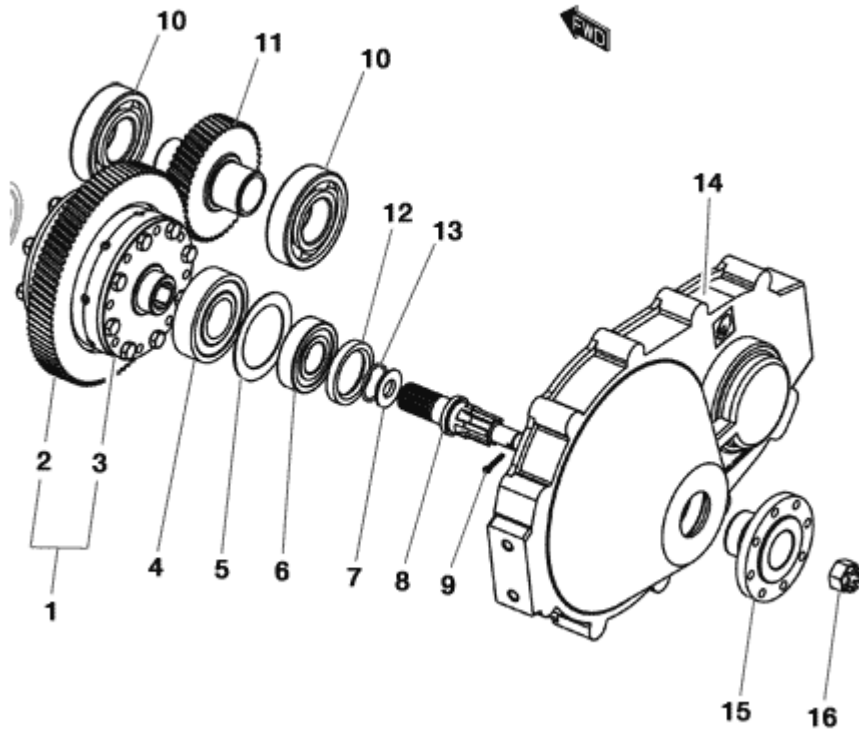


FIGURE	REFERENCE	DENOMINATION	AMOUNT
001	46.70359.00		1
002	20.03024.00	GEAR (CH 250x4)	1
003	43.03600RE00	COMPEN DIFFERENTIAL WITHOUT CROWN	1
004	301.45025.00	BEARING DIN625	1
005	43.70403.00	PANEL 1.5X72X100	1
006	301.35021.00	BEARING DIN625	1
007	15.00368.00	WASHER DIN1440*	1
008	43.03791.00	SHAFT DEN/ROS	1
009	401.35040.60	PIN	1
010	301.50027.00	GEAR DIN625	2
011	30.03101.00	GEAR Z49	1
012	205.50010.50	SEAL DIN3760	1
013	201.37003.50	O-RING DIN3770	1
014	30.03103.00	REDUCTION CASE	1
015	43.70610.00	COUPLING CYL/CYL	1
016	710.20000.66	NUT DIN935 M20x1,5	1

## OPTION AND VARIANTS

### COMPEN 4X4 REDUCTION GEARS (PART 4)

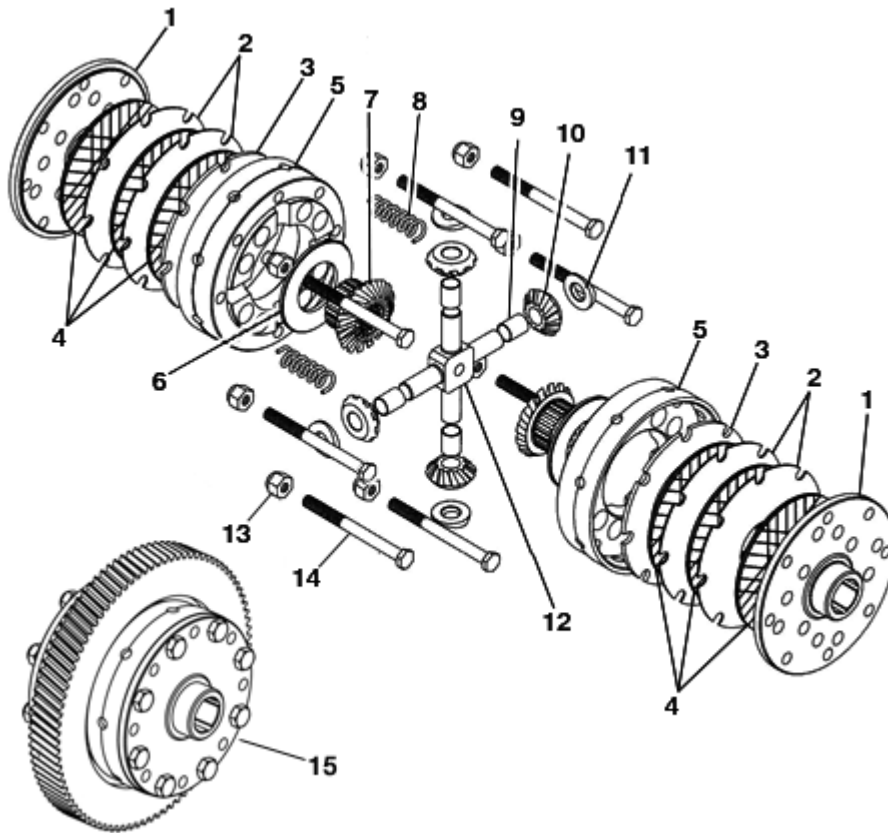


FIGURE	REFERENCE	DENOMINATION	AMOUNT
001	43.00371.00	FLANGE	2
002	43.00368.00	DISK AXIAL	4
003	43.00367.00	DISK AXIAL	2
004	43.03690.00	DISK AXIAL	6
005	43.00360.10	CASING	2
006	43.00374.01	REGUL SKIM	1
006	43.00374.02	REGUL SKIM	1
006	43.00374.03	REGUL SKIM	2
007	43.00365.01	GEAR CONICAL	2
008	43.00366.00	SPRING COMPRESSION	8
009	939.01415.00	BUSH	4
010	43.00363.01	GEAR CONICAL	4
011	43.00364.01	PANEL	4
012	43.00362.02	SHAFT CIL/CIL	1
013	720.10000.66	NUT	8
014	604.10120.86	BOLT DIN931 M10x120	8
015	46.70359.00		1

## OPTION AND VARIANTS




FIGURE	REFERENCE	DENOMINATION	AMOUNT
001	43.00396.02	ADHESIVE PLATE 60X95	1

## OPTION AND VARIANTS

CHASSIS: 72173




FIGURE	REFERENCE	DENOMINATION	AMOUNT
001	43.00398.00	ADHESIVE PLATE 60X95	1

## INDEX

---

### 00. MAINTENANCE

Filters kit 2

### 01.OPTION/DEUTZ (USA-EU)

FILTER KIT 3

### 02. ENGINE

Kubota V3600-T (Part 1) 4

Kubota V3600-T (Part 1) - 60884 5

Kubota V3600-T (Part 1) - 66379 6

### 01.OPTION/DEUTZ (USA-EU)

ENGINE I-DEUTZ ENGINE 7

### 02. ENGINE

Kubota V3600-T (Part 2) 8

Kubota V3600-T (Part 2) - 60887 9

### 01.OPTION/DEUTZ (USA-EU)

ENGINE II-DEUTZ ENGINE 10

### 02. ENGINE

Pump coupling 11

Pump coupling - 72869 12

Pompe 13

Exhaust pipe 14

### 01.OPTION/DEUTZ (USA-EU)

EXHAUST-DEUTZ ENGINE 15

### 02. ENGINE

Air filter comp. 16

### 01.OPTION/DEUTZ (USA-EU)

INTAKE-DEUTZ ENGINE 17

### 02. ENGINE



Fuel tank	18
<b>01.OPTION/DEUTZ (USA-EU)</b>	
POWER SUPPLY PART 1-DEUTZ ENGINE	19
POWER SUPPLY PART 2-DEUTZ ENGINE	20
<b>02. ENGINE</b>	
Delivery	21
<b>DEUTZ ENGINE TD3.6</b>	
ACCESSORY 1 (ENGINE)	22
ACCESSORY 2 (ENGINE)	23
ACCESSORY 3 (ELECTRICAL SYSTEM)	25
ACCESSORY 4 (REFRIGERATION SYSTEM)	26
<b>02. ENGINE</b>	
Accelerator pedal	27
Radiator	28
<b>01.OPTION/DEUTZ (USA-EU)</b>	
COOLING-DEUTZ ENGINE	29
<b>02. ENGINE</b>	
engine supports	30
engine supports - 61308	31
engine supports - 65357	32
<b>01.OPTION/DEUTZ (USA-EU)</b>	
SUSPENSION-DEUTZ ENGINE	33
<b>03. TRANSMISSION</b>	
REDUCER BOX FULL GRIP (PART 1) - 63480	34
REDUCER BOX FULL GRIP (PART 2) - 63480	35
Transmission support - 61325	37
<b>01.OPTION/DEUTZ (USA-EU)</b>	
HYDROSTATIC TRANSMISSION I	38
HYDROSTATIC TRANSMISSION II	39
HYDROSTATIC TRANSMISSION III	40
HYDROSTATIC TRANSMISSION IV	41
TRANSMISSION 4WD PART I	42

TRANSMISSION 4WD PART II	43
TRANSMISSION 4WD PART III	44
TRANSMISSION 4WD PART IV	45
TRANSMISSION 4WD PART V	46

**03. TRANSMISSION**

Inching pedal	47
Cardan Joint	49

**01.OPTION/DEUTZ (USA-EU)**

CARDAN JOINT-TRANSMISSION	50
---------------------------	----

**Transmission (Front axle)**

Front axle	51
------------	----

**01.OPTION/DEUTZ (USA-EU)**

FIXED BRIDGE-TRANSMISSION	52
---------------------------	----

**Transmission (Front axle)**

Carter différentiel	53
Ring & pinion	54
Differential	56
Reduction	57
Brake	59

**Transmission (Rear axle)**

Rear axle	61
-----------	----

**01.OPTION/DEUTZ (USA-EU)**

SIMPLE GUIDELINE BRIDGE I-TRANSMISSION	62
SIMPLE GUIDELINE BRIDGE II-TRANSMISSION	63
SIMPLE GUIDELINE BRIDGE III-TRANSMISSION	64

**Transmission (Rear axle)**

Carter différentiel	65
Ring & pinion	66
Differential	67
Wheel hub	68
Axles shaft and Linkage support	70
Steering cylinder mounting	72
BRIDGE PLUG	73

**04. CHASSIS**

Chassis	74
mast bush	75

**01.OPTION/DEUTZ (USA-EU)**

BODY-ON-FRAME-CHASIS	76
----------------------	----

**Operation brake**

Foot brake	77
Fluid reservoir frein	79

**06. DIRECTION**

Direction Column	80
Direction Column - 63480	81
Direction Column - 62171	82
Steering (Part 1)	83
Steering (Part 2)	84
Steering (Part 3)	85

**01.OPTION/DEUTZ (USA-EU)**

HYDRAULIC-STEERING	86
--------------------	----

**07. WHEEL**

Front Wheels	87
Rear Wheels	88

**01.OPTION/DEUTZ (USA-EU)**

WHEELS-WHEELS	89
---------------	----

**08. BODYWORK**

Engine cover	90
Front sheets	91

**01.OPTION/DEUTZ (USA-EU)**

BODYWORK-PLATES	92
-----------------	----

**08. BODYWORK**

Engine Protector	93
Cab shutter	94

Seat	96
Seat - 69383	97
Protecteur moteur	98
Protecteur moteur - 67347	99
Cabin supports	100
Counterweight	101
<b>01.OPTION/DEUTZ (USA-EU)</b>	
BODYWORK-COUNTERWEIGHTS I	102
BODYWORK-COUNTERWEIGHTS II	103
<b>Opened cab</b>	
Opened cab (Part 1)	104
<b>01.OPTION/DEUTZ (USA-EU)</b>	
BODYWORK-CABIN I	105
<b>Opened cab</b>	
Opened cab (Part 2)	106
<b>01.OPTION/DEUTZ (USA-EU)</b>	
BODYWORK-CABIN II	107
<b>Opened cab</b>	
Opened cab (Part 3)	108
<b>01.OPTION/DEUTZ (USA-EU)</b>	
BODYWORK-CABIN III	109
BODYWORK-CABIN IV	110
<b>Opened cab</b>	
Rear view mirrors	111
<b>08. BODYWORK</b>	
CARPET	112
SHOCK ABSORBER	113
<b>CABIN</b>	
OPEN COCKPIT - SEMICLOSED COCKPIT	114

**08. BODYWORK**

HALF-CLOSED CAB (1)	115
HALF-CLOSED CAB (2)	116
HALF-CLOSED CAB (3)	117
HALF-CLOSED CAB (4)	118
HALF-CLOSED CAB (5)	119
HALF-CLOSED CAB (6)	120

**Closed cab**

SEMICLOSE COCKPIT - CLOSE COCKPIT	121
Closed cab (Part 1)	123
Closed cab (Part 2)	124
Closed cab (Part 3)	125
Closed cab (Part 4)	126
Closed cab (Part 5)	128
Closed cab (Part 6)	129
Shock absorber	130
Heater (Part 1)	131

**01.OPTION/DEUTZ (USA-EU)**

HEATING I	132
-----------	-----

**Closed cab**

Heater (Part 2)	133
-----------------	-----

**01.OPTION/DEUTZ (USA-EU)**

HEATING II	134
------------	-----

**DUPLEX MAST 3.7M (FEM IV)**

Mast guides	135
Mast guides	137
Carriage subjection	138
Auxiliary reeving	139
Carriage	140
Lateral displacement	141
Lateral cylinder	142
Carriage subjection	143
Auxiliary reeving	144
Carriage	145
Lateral displacement	146
Lateral cylinder	147

**DUPLEX MAST 4.5M (FEM IV)**

Mast guides	148
COMPLETE	150
PART I	151
PART II	152
PART III	153
Carriage subjection	154
Auxiliary reeving	155
Carriage	156
Lateral displacement	157
Lateral cylinder	158

**TRIPLEX MAST 4.25M (FEM IV)**

Mast guides	159
COMPLETE	162
PART I	163
PART II	164
PART III	165
PART IV	166
PART V	167
Carriage subjection	168
Auxiliary reeving	169
Carriage	170
Lateral displacement	171
Lateral cylinder	172
Free lift cylinder	173

**TRIPLEX MAST 6.8M (FEM IV)**

Mast guides	174
Carriage subjection	176
Auxiliary reeving	177
Carriage	179
Lateral displacement	180
Lateral cylinder	181
Free lift cylinder	182

**09. MACHINE OPERATION TOOLS**

Inclination cylinder	183
Inclination cylinder - 66414	184
Forks	185

**13. ACCESSORIES**

LOAD PROTECTOR (1)	186
BUCKET STANDARD	187

**01.OPTION/DEUTZ (USA-EU)**

FEATURES-LIFT	188
REMOTE CONTROL JOYSTICK-HYDRAULIC INSTALLATION	189

**10. HYDRAULIC DIAGRAM INSTALLATION**

Distributor	190
Distributor - 74297	191
Hydraulic tank	192
Line filters	194
Transmission	195
Service diagram	197
Service diagram - 62171	199
Service diagram - 75464	201
Valves	203

**11. ELECTRIC INSTALLATION**

JOYSTICK / COMPEN	204
JOYSTICK / FULL GRIP	205
Battery	206
Battery - 60884	207
Battery - 62988	208
Battery support	209
Cable Installation	210
ELECTRICAL CONNECTION (GENERAL SECTION)	211
Engine wiring harness	212
Lights wiring harness	213
Front lighting	214
Rear lighting	215

**12. FINISHES**

STICKERS & PLATES (PART 1)	216
STICKERS & PLATES (PART 2)	217
STICKERS & PLATES (PART 3)	218
STICKERS & PLATES (PART 4)	219
STICKERS & PLATES (PART 5)	220
STICKERS & PLATES (PART 5) - 61283	221

Finished France	222
Finished UK	223
Finished Germany	224
Finished Poland	225

**01.OPTION/DEUTZ (USA-EU)**

USA FINISHINGS	226
----------------	-----

**12. FINISHES**

Tools bag	227
-----------	-----

**Option and variants**

	228
Compen 4x4 reduction gears (Part 1)	229
Compen 4x4 reduction gears (Part 2)	230
Compen 4x4 reduction gears (Part 3)	231
Compen 4x4 reduction gears (Part 4)	232
	233
- 72173	234